StudyWARE™ and ONLINE COMPANION™

# Nutrition & Diet Therapy

10th edition

Ruth A. Roth

Nutrition
& Diet
Therapy

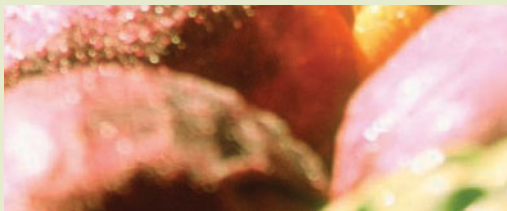

# Nutrition & Diet Therapy

10th Edition

**Ruth A. Roth,** MS, RD
Indiana/Purdue University, Fort Wayne, Indiana

CENGAGE brain.com

Australia Canada Mexico Singapore Spain United Kingdom United States

CENGAGE brain.com

**Nutrition & Diet Therapy, 10th Edition**
**Ruth A. Roth, MS, RD**

Vice President, Career and Professional Editorial: Dave Garza

Director of Learning Solutions: Matthew Kane

Executive Editor: Stephen Helba

Managing Editor: Marah Bellegarde

Editorial Assistant: Meghan Orvis

Vice President, Career and Professional Marketing: Jennifer Baker

Marketing Director: Wendy E. Mapstone

Senior Marketing Manager: Michele McTighe

Marketing Coordinator: Scott A. Chrysler

Production Director: Carolyn Miller

Production Manager: Andrew Crouth

Content Project Manager: Allyson Bozeth

Art Director: Jack Pendleton

© 2011, 2007, 2003 Delmar, Cengage Learning

ALL RIGHTS RESERVED. No part of this work covered by the copyright herein may be reproduced, transmitted, stored, or used in any form or by any means graphic, electronic, or mechanical, including but not limited to photocopying, recording, scanning, digitizing, taping, Web distribution, information networks, or information storage and retrieval systems, except as permitted under Section 107 or 108 of the 1976 United States Copyright Act, without the prior written permission of the publisher.

For product information and technology assistance, contact us at
**Cengage Learning Customer & Sales Support,**
**1-800-354-9706**

For permission to use material from this text or product,
submit all requests online at **www.cengage.com/permissions.**
Further permissions questions can be e-mailed to
**permissionrequest@cengage.com**

Library of Congress Control Number: 2009930339

ISBN-13: 978-14354-8629-4
ISBN-10: 1-4354-8629-3

**Delmar**
5 Maxwell Drive
Clifton Park, NY 12065-2919
USA

Cengage Learning is a leading provider of customized learning solutions with office locations around the globe, including Singapore, the United Kingdom, Australia, Mexico, Brazil, and Japan. Locate your local office at: **international.cengage.com/region**

Cengage Learning products are represented in Canada by Nelson Education, Ltd.

To learn more about Delmar, visit **www.cengage.com/delmar**

Purchase any of our products at your local college store or at our preferred online store **www.ichapters.com**

**NOTICE TO THE READER**
Publisher does not warrant or guarantee any of the products described herein or perform any independent analysis in connection with any of the product information contained herein. Publisher does not assume, and expressly disclaims, any obligation to obtain and include information other than that provided to it by the manufacturer. The reader is expressly warned to consider and adopt all safety precautions that might be indicated by the activities described herein and to avoid all potential hazards. By following the instructions contained herein, the reader willingly assumes all risks in connection with such instructions. The publisher makes no representations or warranties of any kind, including but not limited to, the warranties of fitness for particular purpose or merchantability, nor are any such representations implied with respect to the material set forth herein, and the publisher takes no responsibility with respect to such material. The publisher shall not be liable for any special, consequential, or exemplary damages resulting, in whole or part, from the readers' use of, or reliance upon, this material.

Printed in the United States of America
1 2 3 4 5 6 7 14 13 12 11 10

*To my family and friends who love*
*and support me.*

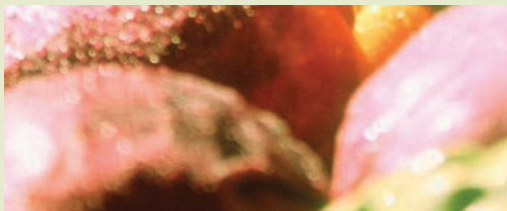

# BRIEF CONTENTS


Preface ◦ xvii
Acknowledgments ◦ xxi
Reviewers ◦ xxii
How to Use This Text ◦ xxiii
How to Use StudyWARE™ ◦ xxvii

SECTION 1 FUNDAMENTALS OF NUTRITION 1

Chapter 1 The Relationship of Nutrition and Health ◦ 3
Chapter 2 Planning a Healthy Diet ◦ 19
Chapter 3 Digestion, Absorption, and Metabolism ◦ 63
Chapter 4 Carbohydrates ◦ 79
Chapter 5 Lipids or Fats ◦ 95
Chapter 6 Proteins ◦ 111
Chapter 7 Vitamins ◦ 125
Chapter 8 Minerals ◦ 151
Chapter 9 Water ◦ 173

SECTION 2 MAINTENANCE OF HEALTH THROUGH GOOD NUTRITION 185

Chapter 10 Food-Related Illnesses and Allergies ◦ 187
Chapter 11 Diet during Pregnancy and Lactation ◦ 205
Chapter 12 Diet during Infancy ◦ 223
Chapter 13 Diet during Childhood and Adolescence ◦ 245
Chapter 14 Diet during Young and Middle Adulthood ◦ 269
Chapter 15 Diet during Late Adulthood ◦ 279

SECTION 3 MEDICAL NUTRITION THERAPY 293

Chapter 16 Diet and Weight Control 295
Chapter 17 Diet and Diabetes Mellitus 315
Chapter 18 Diet and Cardiovascular Disease 351
Chapter 19 Diet and Renal Disease 367
Chapter 20 Diet and Gastrointestinal Problems 381
Chapter 21 Diet and Cancer 399
Chapter 22 Diet and Clients with Special Needs 409
Chapter 23 Nutritional Care of Clients 423

APPENDICES 433

Appendix A MyPyramid Food Intake Pattern
Calorie Levels 435
Appendix B Dietary Guidelines for Americans 2005:
Food Sources of Selected Nutrients 437
Appendix C Dietary Guidelines for Americans 2005:
Eating Patterns 447
Appendix D Nutritive Value of the Edible Part of Food 455
Appendix E Drug-Food Interactions 535
Appendix F English and Metric Units and Conversions 541

Glossary 545
References 553
Bibliography 557
Index 561

# CONTENTS


Preface ◦ xvii
Acknowledgments ◦ xxi
Reviewers ◦ xxii
How to Use This Text ◦ xxiii
How to Use StudyWARE ◦ xxvii

## SECTION 1 FUNDAMENTALS OF NUTRITION 1

### CHAPTER 1 The Relationship of Nutrition and Health 3

Nutrients and Their Functions ◦ 4
Characteristics of Good Nutrition ◦ 5
Malnutrition ◦ 6
Individuals at Risk from Poor Nutritional Intake ◦ 7
Cumulative Effects of Nutrition ◦ 8
Nutrition Assessment ◦ 9
Considerations for the Health Care Professional ◦ 12
Summary ◦ 13

### CHAPTER 2 Planning a Healthy Diet 19

Dietary Guidelines for Americans ◦ 20
MyPyramid ◦ 29
Food Labeling ◦ 36
Food Customs ◦ 39
U.S. Cultural Dietary Influences ◦ 40

Food Patterns Based on Religion or Philosophy 53
Other Food Patterns 55
Considerations for the Health Care Professional 56
Summary 56

CHAPTER 3 Digestion, Absorption, and Metabolism 63

Digestion 63
Absorption 68
Metabolism 70
Energy 70
Considerations for the Health Care Professional 74
Summary 74

CHAPTER 4 Carbohydrates 79

Functions 80
Food Sources 81
Classification 82
Digestion and Absorption 87
Metabolism and Elimination 87
Dietary Requirements 90
Considerations for the Health Care Professional 90
Summary 91

CHAPTER 5 Lipids or Fats 95

Functions 96
Food Sources 96
Classification 97
Cholesterol 99
Digestion and Absorption 100
Metabolism and Elimination 103
Fats and the Consumer 103
Dietary Requirements 104
Considerations for the Health Care Professional 104
Summary 105

CHAPTER 6 Proteins 111

Functions 111
Food Sources 112
Classification 113
Composition 114
Digestion and Absorption 114
Metabolism and Elimination 115
Dietary Requirements 115
Considerations for the Health Care Professional 120
Summary 120

CHAPTER 7 Vitamins 125

Dietary Requirements 126
Classification 128
Fat-Soluble Vitamins 128
Water-Soluble Vitamins 137
Supplements 143
Considerations for the Health Care Professional 144
Summary 145

CHAPTER 8 Minerals 151

Classification 152
Toxicity 156
Major Minerals 156
Trace Minerals 163
Considerations for the Health Care Professional 168
Summary 169

CHAPTER 9 Water 173

Fluid and Electrolyte Balance 175
Acid-Base Balance 179
Considerations for the Health Care Professional 180
Summary 180

SECTION 2 MAINTENANCE OF HEALTH THROUGH GOOD NUTRITION 185

CHAPTER 10 Food-Related Illnesses and Allergies 187

Bacteria That Cause Foodborne Illness 188
Other Substances That Cause Food Poisoning 193
Prevention of Foodborne Illnesses 194
Miscellaneous Food Poisonings 197
Food Allergies 197
Considerations for the Health Care Professional 200
Summary 200

CHAPTER 11 Diet during Pregnancy and Lactation 205

Weight Gain during Pregnancy 206
Nutritional Needs during Prepregnancy 207
Nutritional Needs during Pregnancy 207
Fulfillment of Nutritional Needs during Pregnancy 208
Concerns during Pregnancy 209
Diet for the Pregnant Woman with Diabetes 213
Pregnancy during Adolescence 213

Lactation 214
Considerations for the Health Care Professional 216
Summary 217

CHAPTER 12 Diet during Infancy 223

Nutritional Requirements 224
Breastfeeding 226
Bottle Feeding 227
Supplementary Foods 229
Special Considerations for Infants with Altered Nutritional Needs 233
Special Considerations for Infants with Metabolic Disorders 235
Considerations for the Health Care Professional 239
Summary 240

CHAPTER 13 Diet during Childhood and Adolescence 245

Children Ages 1 to 12 246
Adolescents 257
Special Considerations for the Adolescent Related to Nutrition Concerns 258
Considerations for the Health Care Professional 265
Summary 265

CHAPTER 14 Diet during Young and Middle Adulthood 269

Nutritional Requirements 271
Calorie Requirements 271
Special Considerations Related to Nutrition Concerns 272
Weight Control 273
Considerations for the Health Care Professional 274
Summary 275

CHAPTER 15 Diet during Late Adulthood 279

The Effects of Aging 279
Nutritional Requirements 281
Food Habits 282
Food Fads 283
Appropriate Diets 283
Special Considerations for the Chronically Ill Older Adult 284
Considerations for the Health Care Professional 287
Summary 288

SECTION 3 MEDICAL NUTRITION THERAPY 293

CHAPTER 16 Diet and Weight Control 295

Overweight and Obesity 296
Dietary Treatment of Overweight and Obesity 300

Underweight 307
Considerations for the Health Care Professional 309
Summary 309

CHAPTER 17 Diet and Diabetes Mellitus 315

Etiology 316
Symptoms 316
Classification 317
Treatment 319
Nutritional Management 320
Special Considerations for the Diabetic Client 343
Considerations for the Health Care Professional 345
Summary 347

CHAPTER 18 Diet and Cardiovascular Disease 351

Atherosclerosis 352
Medical Nutrition Therapy for Hyperlipidemia 353
Myocardial Infarction 356
Congestive Heart Failure 357
Hypertension 358
Dietary Treatment for Hypertension 359
Considerations for the Health Care Professional 362
Summary 362

CHAPTER 19 Diet and Renal Disease 367

Renal Diseases 369
Special Considerations for Clients with Renal Diseases 370
Considerations for the Health Care Professional 375
Summary 376

CHAPTER 20 Diet and Gastrointestinal Problems 381

Disorders of the Primary Organs 382
Disorders of the Accessory Organs 389
Residue-Controlled Diets 392
Considerations for the Health Care Professional 394
Summary 395

CHAPTER 21 Diet and Cancer 399

The Causes of Cancer 400
Classifications of Cancer 400
Relationships of Food and Cancer 401
The Effects of Cancer 402
The Treatment of Cancer 403
Nutritional Care of the Cancer Client 403
Considerations for the Health Care Professional 405
Summary 405

CHAPTER 22 Diet and Clients with Special Needs 409

The Surgical Client 410
The Client Receiving Enteral Nutrition 411
The Client Receiving Parenteral Nutrition 414
The Client with Burns 415
The Client with Infection 416
The Client with AIDS 416
Considerations for the Health Care Professional 419
Summary 419

CHAPTER 23 Nutritional Care of Clients 423

Hospitalized Clients 423
Feeding the Client 424
Long-Term Care of the Elderly 426
Considerations for the Health Care Professional 428
Summary 428

**APPENDICES 433**

APPENDIX A MyPyramid Food Intake Pattern Calorie Levels 435

APPENDIX B Dietary Guidelines for Americans 2005: Food Sources of Selected Nutrients 437

B-1: Food Sources of Potassium 437
B-2: Food Sources of Vitamin E 438
B-3: Food Sources of Iron 439
B-4: Nondairy Food Sources of Calcium 440
B-5: Food Sources of Calcium 441
B-6: Food Sources of Vitamin A 442
B-7: Food Sources of Magnesium 443
B-8: Food Sources of Dietary Fiber 444
B-9: Food Sources of Vitamin C 445

APPENDIX C Dietary Guidelines for Americans 2005: Eating Patterns 447

C-1: The DASH Eating Plan at 1,600, 2,000, 2,600, and 3,100 Calorie Levels 448
C-2: USDA Food Guide 450
C-3: Discretionary Calorie Allowance in the USDA Food Guide 452

APPENDIX D Nutritive Value of the Edible Part of Food 455

APPENDIX E Drug-Food Interactions 535
APPENDIX F English and Metric Units and Conversions 541
Glossary 545
References 553
Bibliography 557
Index 561

# PREFACE

In our health-conscious society, the link between good nutrition and good health is seen everywhere, from magazine and newspaper headlines to television shows and web sites. Recipes for low-fat, heart-healthy meals, fad diets, and stories about foods that claim to prevent certain diseases and health ailments abound. This presents a challenge to nurses working with clients to help them focus on improving both their nutrition and their overall health. ***Nutrition & Diet Therapy,*** 10th edition, provides sound nutritional information based upon fact. It is important that nurses have a solid foundation in the basic principles and concepts of good nutrition; then they can help clients debunk the myths and help them move toward better health through nutritional awareness.

Section 1, **Fundamentals of Nutrition,** includes chapters on the relationship of nutrition and health; planning a healthy diet; digestion, absorption, and metabolism; and chapters on each of the six nutrient groups (carbohydrates, lipids, proteins, vitamins, minerals, and water). Content has been thoroughly revised to embrace the MyPyramid guidelines.

Section 2, **Maintenance of Health Through Good Nutrition,** includes chapters on food-related illnesses and allergies, diet planning during the various stages of life from pregnancy and lactation through infancy, childhood, adolescence, young and middle adulthood, and the senior years. This information provides sound knowledge of the changes in nutritional requirements across the lifespan.

Section 3, **Medical Nutrition Therapy,** includes discussion and research for many nutrition-related disorders. It covers the effects of disease and surgery on nutrition and the appropriate uses of diet therapy in restoring and maintaining health. It includes chapters with specific nutritional

information for clients requiring help with weight control, diabetes, cardiovascular disease, renal disease, gastrointestinal problems, and cancer. It also discusses the nutritional needs of surgical clients, clients suffering burns and infections including HIV, and clients requiring enteral and parenteral nutrition. There is also a chapter on the general nutritional care of clients.

Chapters follow a consistent format to help facilitate and enhance learning:

- **Objectives**—learning goals to be achieved upon completion of the chapter
- **Key Terms**—a list of terms used in text and defined in the margin; these are also included in the master glossary
- **In the Media**—boxes highlight current trends, events, and fads and the potential impact on clients' health
- **Exploring the Web**—directions to Internet resources and Web sites
- **Summary**—a brief narrative overview of the most important chapter highlights
- **Discussion Topics**—critical thinking activities that encourage synthesis and application of new concepts
- **Suggested Activities**—creative suggestions on how to implement the knowledge presented in the chapter
- **Review**—study questions to test understanding of content and to help prepare for examinations

## KEY FEATURES

- **My Pyramid** guidelines are recommended and embraced throughout the text.
- **Supersize USA** boxes highlight information and current events pertaining to the national obesity epidemic.
- **Spotlight on the Life Cycle** boxes outline nutritional concerns at each stage of life.
- **Exploring the Web** boxes provide Web sites with more depth on chapter topics.
- Two **Case in Point** and **Rate This Plate** features can be found at the end of each chapter. The Case in Points are reality-based case studies that apply to the chapter topics, followed up by a Rate This Plate challenge that asks for evaluation of a proposed meal plan for a client.
- **Dietary Guidelines for Americans** are located in the appendix.

## NEW TO THIS EDITION

- **In the Media** boxes have been added throughout the chapters to keep students up to speed on some of the current events and fads influencing what we know about health and nutrition today.
- Updated **exchange list information,** developed by the American Diabetes Association in conjunction with the American Dietetic Association, can be found in Chapter 17, "Diet and Diabetes Mellitus." The exchange list information categorizes the food by type, providing information that will help clients customize their diets and achieve their prescribed nutrient and calorie requirements.
- Updated **Recommended Dietary Allowances (RDA) and Daily Recommended Intake (DRI)** can be found in tables throughout the book.
- A **new section in Chapter 2, "U.S. Cultural Dietary Influences,"** provides expanded information about the influence of cultures on the U.S. diet and their nutritional strengths and weaknesses.
- New **childhood obesity information** in Chapter 13, "Diet during Childhood and Adolescence," discusses recent findings about the increasing obesity problem among children and outlines a strategy parents can use to help their children.
- New **Supersize USA** boxes have been added to the chapters to bring current nutrition problems to the forefront and to generate discussion in the classroom.

## StudyWare™ CD-ROM

A complimentary **StudyWare CD-ROM** is packaged with each text.

The StudyWARE™ software helps you learn terms and concepts in *Nutrition and Diet Therapy,* 10th Edition. As you study each chapter in the text, be sure to explore the activities in the corresponding chapter in the software. Use StudyWARE™ as your own private tutor to help you learn the material in your *Nutrition and Diet Therapy*, 10th Edition textbook.

- Flashcards
- Crosswords
- Quizzes available in Practice and Quiz Mode
- 24 Exam Prep Questions
- Answers to Review Questions/Suggested Answers to Case In point

This unique program provides a fun, self-paced environment for anyone learning or brushing up on nutrition.

## ONLINE COMPANION

1-4354-8692-7

> Visit the Roth online companion resource at http://www.delmar.cengage.com/companions then select the nursing discipline for additional content and study aids.

Delmar offers a series of Online Companions™. The Roth Online Companion enables users of *Nutrition & Diet Therapy*, 10th edition, to access a wealth of information designed to enhance the book. Included in the Online Companion are the following:

- Links to Resources
- Additional NCLEX-style practice questions
- Microsoft PowerPoint presentations
- And for the instructor, an online Instructor Manual with Answers to Review Questions/Suggested Answers to the Case in Point, Computerized Testbank and PowerPoint slides.

To access the site for ***Nutrition & Diet Therapy,*** 10th edition, simply point your browser to http://www.delmar.cengage.com/companions. Select the nursing discipline.

## SUPPLEMENTAL MATERIALS

### Diet Analysis Plus 9.0 Windows/Macintosh CD-ROM, 9th Edition

The top-rated diet analysis software and a must-have for success in your nutrition course, *Diet Analysis Plus* enables users to track and assess the nutritional value of the foods they eat. Featuring an easy-to-use interface, Version 9.0 includes a database of over 20,000 foods, 10 reports for analysis, and the latest Dietary References, making it easy to calculate DRIs, as well as goal and actual percentages of essential nutrients, vitamins, and minerals. The software allows users to create personal profiles based on height, weight, age, sex, and activity level and the ability to easily track the types and serving sizes of the foods consumed from 1 to 365 days. Users will be able to use the information to adjust theirs diets or those of their clients as needed and gain a better understanding of how nutrition relates to health goals.

ISBN-10: 0495387657
ISBN-13: 9780495387657

### Instructor Resources

This provides a complete customizable resource for the instructor. *The Instructor Resource* contains a customizable version of the Instructor's Manual that contains teaching strategies, answers to text questions, listings of additional resources, and critical thinking exercises that can be done in small groups or as a whole class; an 800-slide PowerPoint presentation correlating to each chapter of the text; and a computerized testbank with over 1,000 questions offered in a variety of types such as multiple choice, short answer, true and false, and matching to customize exams and quizzes.

ISBN 1-4354-8630-7

### WebTutor

WebTutor™ is an exciting online ancillary that takes your course beyond the classroom boundaries. WebTutor provides a content-rich, Web-based teaching and learning environment that reinforces and helps clarify complex concepts. Elements include advance preparation, objectives, overview, class notes, discussion, glossary, multiple-choice questions, and Web links. Rich communication tools for instructors and students include a course calendar, chat, e-mail, threaded discussions, and a whiteboard. The computerized testbank provided on the Instructor Resource can also be found embedded within the WebTutor for instructor use. WebTutor is available in both the WebCT and Blackboard platforms.

WebTutor on Blackboard
ISBN 1-4354-8631-5
WebTutor on WebCT
ISBN 1-4354-8632-3

# ACKNOWLEDGMENTS

The author wishes to express her appreciation to the following people:

Tom Donaldson
Brooke Wilson
Monica Ohlinger
Troy Wietfeldt

**Contributor to Case in Point Features**
Margie Read, RN, BS, CNN
Clinical Educator
Renal Care Group
Fort Wayne, Indiana

# REVIEWERS

**Karen L. Dolk, RN, MSN**
Nursing Department Chair
Ivy Tech Community College
Lafayette, Indiana

**Michael Freeman-McGuire, RN, MSN**
Instructor
City College of San Francisco, Vocational Nursing Program
San Francisco, California

**Dee Lacey, MSN, RN**
Practical Nursing Instructor
Gwinnett Technical College
Lawrenceville, Georgia

**Sharon Nelson, RN**
Program Manager
Columbus Technical College
Columbus, Georgia

**Mary Turner, MSN, RN**
Practical Nursing Program Director
Pensacola Junior College
Pensacola, Florida

# HOW TO USE THIS TEXT

## OBJECTIVES

Read the chapter Objectives before reading the chapter content to set the stage for learning. Return to the Objectives when the chapter study is complete to see which entries you can respond to with, "Yes, I can do that."

## KEY TERMS

Glance over this list of terms before you tackle the chapter. Flip through the pages to check the definitions in the margins and make a list of those terms that are unfamiliar. As you study, use the StudyWARE™ activities to test your learning; then when you complete the chapter, verify that you have mastered the meanings of the terms.



CHAPTER 17

DIET AND DIABETES MELLITUS

OBJECTIVES

After studying this chapter, you should be able to:

- Describe diabetes mellitus and identify the types
- Describe the symptoms of diabetes mellitus
- Explain the relationship of insulin to diabetes mellitus
- Discuss appropriate nutritional management of diabetes mellitus

Diabetes mellitus is the name for a group of serious and chronic (long-standing) disorders affecting the metabolism of carbohydrates. These disorders are characterized by hyperglycemia (abnormally large amounts of glucose in the blood). According to the American Diabetes Association, 23.6 million people in the United States have diabetes. An estimated 17.9 million people have been diagnosed with the disease with 5.7 million going undiagnosed. There are approximately 57 million people with pre-diabetes. There were 1.6 million new cases of diabetes in people 20 years old and older diagnosed in 2007 (American Diabetes Association [ADA]). It is a major cause of death; blindness; heart and kidney disease; amputations of toes, feet, and legs; and infections.

Hundreds of years ago, a Greek physician named it *diabetes*, which means "to flow through," because of the large amounts of urine generated by victims. Later, the Latin word *mellitus*, which means "honeyed," was added because of the amount of glucose in the urine.

304

KEY TERMS StudyWARE

aspartame
coma
diabetic coma
dyslipidemia
endogenous insulin
exchange lists
exogenous insulin
glycosuria
HgbA1c
insulin reaction
ketonemia
ketonuria
neuropathy
oral diabetes medications
polydipsia
polyphagia
polyuria
renal threshold
retinopathy
sucralose
type 1 diabetes
type 2 diabetes
vascular system

**SUPERSIZE USA**

"Baseball games are an American institution. Couldn't wait to eat the hotdogs, peanuts, and nachos and, of course, drink soda to my heart's content! There were nine innings, and then the score was tied at the end of the ninth. I ate my way through all nine and even into the extra innings. Upon leaving the ballpark, I was feeling pain in the upper-right quadrant of my abdomen and straight through to my back. I had had this pain before but never to this extent. What is wrong with me? Did I eat something specifically to cause the pain? What should I eliminate from my diet to prevent future pain?"

You may be having a gallbladder attack. All the foods that have a lot of fat—hotdogs, nachos, peanuts—can cause it. Follow a low-fat diet to prevent future pain.

## SUPERSIZE USA

Obesity has become a national health epidemic. Read over these boxes to find out why and also for suggestions on what you, as a consumer and as a nurse, can do to help curb this trend.

## SPOTLIGHT ON LIFE CYCLE

Nutritional concerns and needs will change at each stage of life. Test your knowledge of the needs of children, adolescents, pregnant women, and the elderly.

***SPOTLIGHT on Life Cycle***

A study has shown that nighttime dialysis for children improves their overall sense of well-being. Usually clients requiring hemodialysis go to a dialysis clinic several times per week for up to 5 hours each visit; for children, this often means missing school days and after-school activities such as sports or drama club. Home dialysis improves client well-being at reduced cost while bringing other benefits. Family schedules are less interrupted and families may feel they have more control of their lives. There is an improvement in the child's clinical status, school attendance and performance, and a small but consistent improvement in quality of life for these clients.

(Source: Adapted from Medline/Reuters, October 14, 2005.)

***In The Media***

**KIDNEY DISEASE LINKED TO DEMENTIA**

The chance of losing one's mental faculties with age are increased in older adults with chronic kidney disease. Abnormalities in the capillaries, the smallest blood vessels in the body, have been found in the brains of people who die of dementia. Similar capillaries were observed in the kidneys of people with albuminuria. Persistent albuminuria indicates that the kidney has some damage and is spilling albumin. In this study, it was found that those with albuminuria were 50% more likely to have dementia than those without albuminuria. The most common causes of albuminuria are diabetes and high blood pressure.

(Source: Adapted from National Kidney Foundation, 2008.)

## IN THE MEDIA

Which of these "hot topics" do you already know something about? Check here for current trends, events, and fads and understand the potential impact on clients' health.

## EXPLORING THE WEB

Be sure to visit these Web sites for more depth on chapter topics. These are also excellent sources for information to make care plans and teaching guides.

### EXPLORING THE WEB

Visit the cystic fibrosis Web site, www.cff.org. Search for information related to nutrition and the care of infants with cystic fibrosis. Are there any new therapies or research on the needs in this area? What should you tell new parents whose child is about to undergo newborn screening for cystic fibrosis?



CHAPTER 21 *Diet and Cancer* 395

CASE IN POINT

GRACE: ENCOURAGING APPETITE FOLLOWING A HYSTERECTOMY

Grace has had intermittent vaginal bleeding for 3 months. At first she thought she was experiencing the first signs of menopause. After all, she was 52, and this is to be expected. She called her gynecologist just to be sure and went in for a Pap smear. Finally, after a week, Grace's doctor called and told her she had suspicious cells on her Pap smear and he was recommending a hysterectomy. Grace had cancer of the uterus. Grace was devastated. Maybe this was why she was losing weight, something she was not trying to do. She had lost 20 pounds in the last 3 months. She had felt tired but dismissed that due to how busy she had been with her job and her quilting.

Grace had her hysterectomy and was informed that the cancer had spread throughout some of her lymph glands. She needed chemotherapy and radiation treatments.

After 5 months of treatment, Grace was continuing to lose weight. She was down 50 pounds. For her that was good since she had been 80 pounds overweight. She had no appetite, and the smell of food made her nauseated. Sometimes she could eat a banana, and other times she could eat a hamburger. But mostly she drank clear broth and ate some crackers.

ASSESSMENT

1. What do you know about Grace?
2. What barriers does she have to balance nutrition?
3. What resources does she have to overcome these barriers?
4. How important is her nutrition to her current health? How about to her future radiation treatments?

DIAGNOSIS

5. Write a diagnosis about potential alteration in nutrition.
6. Write a diagnosis about her deficient knowledge.

PLAN/GOAL

7. What is the immediate goal for Grace's nutrition?
8. What is the long-term goal?

IMPLEMENTATION

9. What does Grace need to learn?
10. List four strategies to increase what Grace eats at home.
11. How important is her nutrition to her healing?
12. What can a home health care nurse do to enhance Grace's nutrition? What can a dietitian do?

EVALUATION/OUTCOME CRITERIA

13. What can the home health nurse observe and measure as evidence of the success of the plan?

THINKING FURTHER

14. Why is it important to use nutrition to reduce your risk of cancer?

RATE THIS PLATE

Grace is having trouble maintaining her weight. The dietitian recommends to the physician that an antinausea medication and an appetite stimulant may be helpful. Grace is willing to try anything. She is willing to try hard to follow the dietitian's recommendations. This is the meal she planned. Rate the plate.

½ **of a turkey sandwich on white bread with 1 tsp mayonnaise**

**Banana**

**4 oz cold supplement**

**Sorbet**

What was the dietitian thinking when she helped Grace plan this meal? Why only half a sandwich? Will this be adequate nutritionwise?

## CASE IN POINT

Two case studies conclude each chapter. Read these real-life stories, then look at the sample diet and **Rate This Plate.** Visit the StudyWARE™ disk to see how your answers match up to those of the experts.

# SUMMARY

This brief narrative overview of the most important chapter highlights is ideal for testing your grasp of the chapter material. Always start your study sessions with a quick glance at the Summary to refresh your memory on the basics of the chapter.

# DISCUSSION TOPICS

Critical thinking is key to your success as a nurse. Use these activities to synthesize and apply what you have read and learned.



336 SECTION 3 *Medical Nutrition Therapy*

**Table 17-5** *Useful Seasonings*

*Read the label, and choose those seasonings that do not contain sodium or salt.*

| | | |
|---|---|---|
| Basil (fresh) | Garlic | Oregano |
| Celery seeds | Garlic powder | Paprika |
| Cinnamon | Herbs | Pepper |
| Chili powder | Hot pepper sauce | Pimento |
| Chives | Lemon | Spices |
| Curry | Lemon juice | Soy sauce |
| Dill | Lemon pepper | Soy sauce, low sodium ("lite") |
| Flavoring extracts (vanilla, almond, walnut, peppermint, lemon, butter, etc.) | Lime | Wine, used in cooking (¼ cup) |
| | Lime juice | Worcestershire sauce |
| | Mint | |
| | Onion powder | |

Source: American Diabetes Association or the American Dietetic Association, Inc. *Choose Your Foods: Exchange Lists for Diabetes.* Copyright © 2008 by the American Diabetes Association and the American Dietetic Association.

## SUMMARY

The diabetic diet is used in treating diabetes, a metabolic disease caused by the improper functioning of the pancreas that results in inadequate production or utilization of insulin. If the condition is left untreated, the body cannot use glucose properly, and then serious complications, even death, can occur. Treatment includes diet, medication, and exercise. Diabetic diets are prescribed by the physician or dietitian in consultation with the client.

## DISCUSSION TOPICS

1. Explain why diabetes is a serious disease.
2. What is insulin? What is its use? Why can it not be taken orally?
3. What is the function of oral diabetes medication? For which type of diabetes is it usually prescribed?
4. Explain the differences between type 1 and type 2 diabetes.
5. Describe the symptoms of type 1 diabetes. Include the following terms: hyperglycemia, renal threshold, glycosuria, polydipsia, polyuria, polyphagia, ketones, ketonuria, and acidosis.
6. Explain why it is essential that diabetic clients read labels on food.
7. Why are "dietetic" foods not recommended for diabetic clients?
8. Discuss how an insulin reaction might occur.
9. How would pregnancy affect the diet of a client with type 1 diabetes? How would lactation affect the diet of a client with type 1 diabetes?
10. Discuss the effects of exercise on glucose utilization.

## SUGGESTED ACTIVITIES

1. Ask a physician or dietitian or diabetic educator to speak to the class on diabetes and its treatment.
2. Ask a diabetic educator to explain and demonstrate carbohydrate counting.



CHAPTER 17 *Diet and Diabetes Mellitus* 337

3. Visit a local supermarket and compare regular and "dietetic" containers of food in terms of cost, calories, and nutrient content.
4. Invite someone with type 1 diabetes to talk to the class about his or her condition.
5. Invite someone with type 2 diabetes to talk to the class about his or her condition.

## REVIEW

Access StudyWARE™ CD for more review activities

Multiple choice. Select the *letter* that precedes the best answer.

1. Diabetes mellitus is a metabolic disorder
   a. caused by malfunction of the thyroid gland
   b. for which a low-fiber diet may be ordered
   c. in which glucose accumulates in the blood
   d. that is contagious
2. The metabolism of glucose
   a. depends on insulin secreted by the islets of Langerhans
   b. depends on enzymes present in pancreatic juice
   c. is totally dependent on the acid content of the stomach
   d. is directly related to secretions from the thyroid gland
3. Type 1 diabetes mellitus is treated by the
   a. administration of insulin
   b. exclusion of foods that contain glucose
   c. administration of thyroxine
   d. use of a low-fat diet
4. The physician may recommend as part of the nutritional management of diabetes that the diet
   a. consist of 40% to 50% proteins
   b. consist of no more than 10% carbohydrates
   c. contain 15% to 20% proteins
   d. exclude all simple sugars
5. Diets based on the exchange lists
   a. are appropriate for clients with type 1 diabetes
   b. are not appropriate for clients with type 2 diabetes
   c. eliminate all carbohydrates
   d. should not be used by nondiabetic persons who want to control their calories
6. When an excessive amount of glucose accumulates in the blood, the condition
   a. is called hypoglycemia
   b. leads to glycosuria
   c. is known as acidosis
   d. always leads to coma
7. Diabetic coma
   a. is called alkalosis
   b. is caused by inadequate insulin
   c. is caused by an excessive amount of insulin
   d. causes polyuria
8. Type 2 diabetes
   a. usually occurs before the age of 40
   b. usually occurs after the age of 40
   c. usually requires insulin
   d. cannot be controlled by diet and a glucose-lowering medication
9. Glucose-lowering medications
   a. have exactly the same effect as insulin
   b. cannot be used for clients over 40
   c. stimulate the pancreas to produce insulin
   d. are only used for clients with type 1 diabetes mellitus
10. Diabetic diets based on the exchange lists regulate amounts of
    a. carbohydrate
    b. calories
    c. protein and fat
    d. all of the above

# SUGGESTED ACTIVITIES

Put your knowledge to the test; see how many of these activities you can successfully complete once you finish studying the chapter. Make a list of any areas needing additional attention.

# REVIEW

These study questions are in multiple-choice format, perfect for preparing for your nursing examinations.

# HOW TO USE STUDYWARE™

The StudyWARE™ software helps you learn terms and concepts in *Nutrition & Diet Therapy,* 10th edition. As you study each chapter in the text, be sure to explore the activities in the corresponding chapter in the software. Use StudyWARE™ as your own private tutor to help you learn the material in your *Nutrition & Diet Therapy,* 10th edition, textbook.

Getting started is easy. Install the software by inserting the CD-ROM into your computer's CD-ROM drive and following the on-screen instructions. When you open the software, enter your first and last name so the software can store your quiz results. Then choose a chapter from the menu to take a quiz or explore one of the activities.

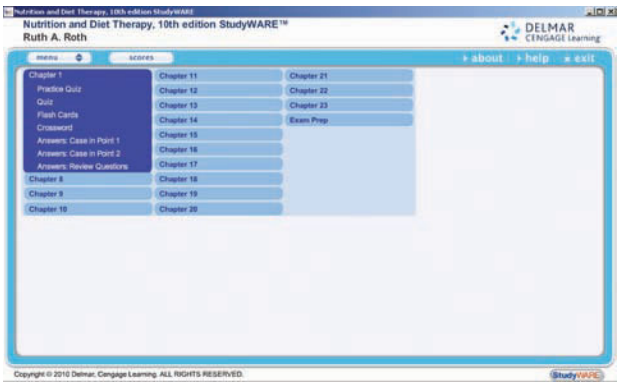

## Menus

You can access the menus from wherever you are in the program. The menus include Chapter Activities, Exam Prep, and Scores.

Each chapter corresponds to a chapter in the *Nutrition & Diet Therapy*, 10th edition, textbook. You can start with glossary activities, which may include crossword puzzles and a concentration game. You can take quizzes to test your knowledge and verify your understanding of the content. Then proceed to check your responses to the Case in Point and Rate This Plate features from the text. Answers to the text Review Questions are also included.

Have fun while increasing your knowledge!

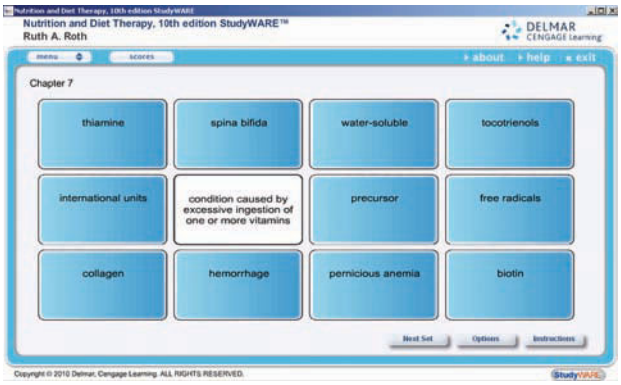


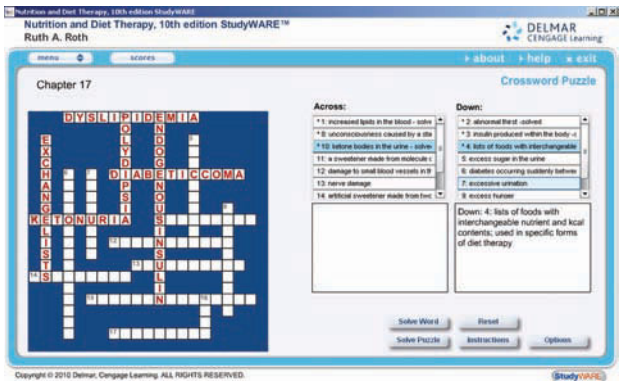

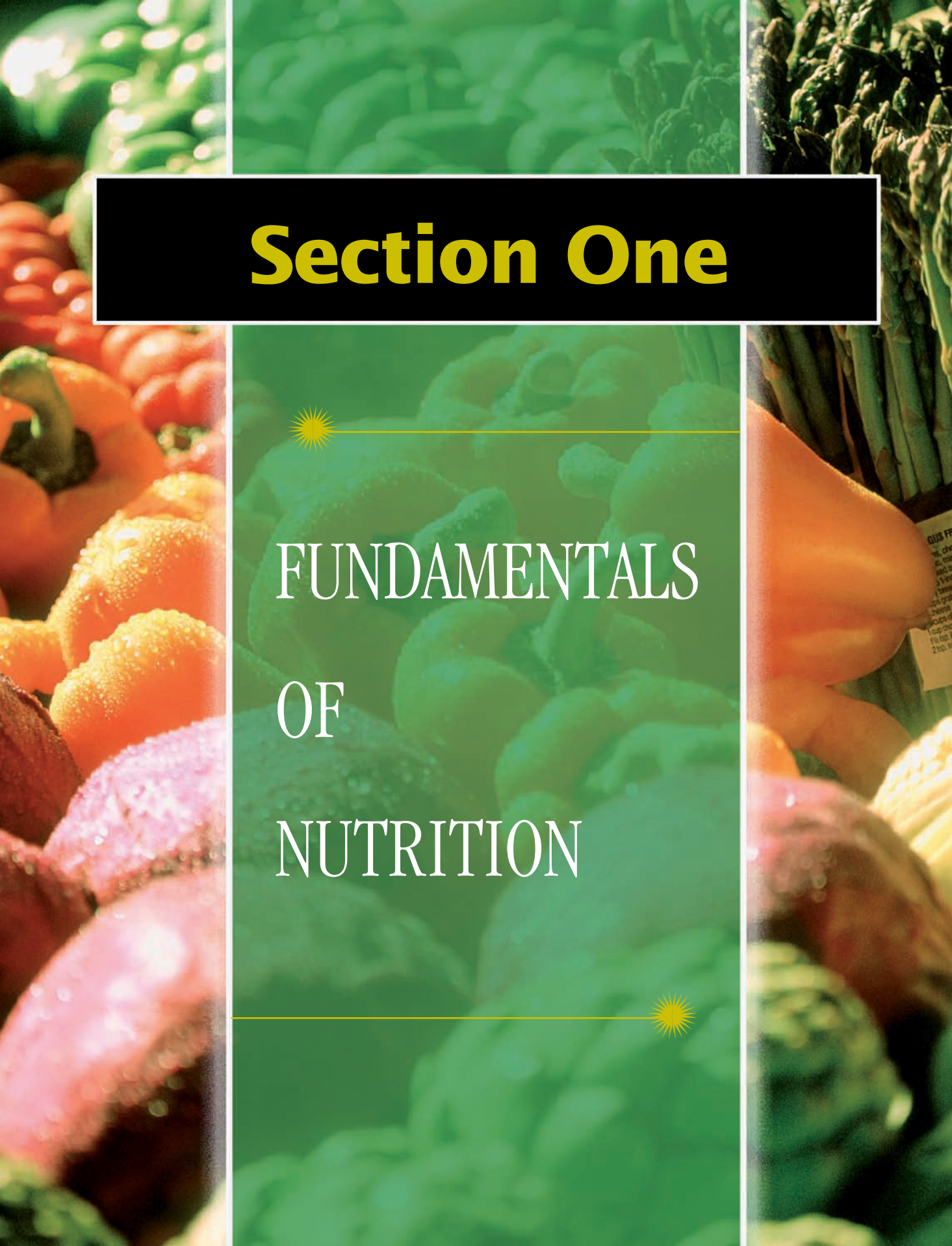

# Section One

# FUNDAMENTALS OF NUTRITION




# THE RELATIONSHIP OF NUTRITION AND HEALTH

## KEY TERMS

StudyWARE

anthropometric measurements
atherosclerosis
biochemical tests
caliper
carbohydrates (CHO)
circulation
clinical examination
cumulative effects
deficiency diseases
dietary-social history
dietitian
digestion
elimination
essential nutrients
fats (lipids)
food diary
goiter
iron deficiency
malnutrition
minerals
nourishing
nutrient density
nutrients
nutrition
nutrition assessment
nutritional status
nutritious
obesity
osteomalacia
osteoporosis
peer pressure
proteins
respiration
rickets
24-hour recall
vitamins
water
wellness

## OBJECTIVES

After studying this chapter, you should be able to:

- Name the six classes of nutrients and their primary functions
- Recognize common characteristics of well-nourished people
- Recognize symptoms of malnutrition
- Describe ways in which nutrition and health are related
- List the four basic steps in nutrition assessment

The United States was historically referred to as the "melting pot" because it represented people of many nationalities who immigrated to this country in hopes of finding a better life. The individuals in this country bring all their cultural diversities with them, including their cuisine. Many choose to assimilate immediately by learning the language and trying the foods of their new country; others may favor the foods and customs of their country of origin. The diet that individuals follow will determine, to a large extent, their health, growth, and development. It has never been more imperative that active measures be taken to make our social, cultural, political, and economic environment in relation to diet a health-promoting one.

Taking care of one's health is all about prevention. In the past, the focus was on treatment of diseases, with little, if any, attention to prevention. Prevention, however, can often be less costly than treatment and offer a better quality of life for an individual as well as the community. Nutrition and diet choice form a logical starting point for preventive health care measures and education to improve quality of life.

**wellness**
a way of life that integrates body, mind, and spirit

Achieving **wellness** that integrates body, mind, and spirit should be the main goal in life. This can be accomplished through lifestyle changes such as focusing on healthy food choices, not smoking, participating in regular physical activity, and maintaining a healthy weight. Expanding one's mind through continued education, in both nutrition and other areas, and finding a source of inner strength to deal with life changes will all contribute to one's sense of wellness.

Living a long life without major health problems is possible. The younger one is when positive changes are made, the healthier one is throughout the life span.

## NUTRIENTS AND THEIR FUNCTIONS

**nutrients**
chemical substances found in food that are necessary for good health

To maintain health and function properly, the body must be provided with **nutrients.** Nutrients are chemical substances that are necessary for life. They are divided into six classes:

- Carbohydrates (CHO)
- Fats (lipids)
- Proteins
- Vitamins
- Minerals
- Water

**essential nutrients**
nutrients found only in food

The body can make small amounts of some nutrients, but most must be obtained from food in order to meet the body's needs. Those available only in food are called **essential nutrients.** There are about 40 of them, and they are found in all six nutrient classes.

The six nutrient classes are chemically divided into two categories: organic and inorganic (Table 1-1). Organic nutrients contain hydrogen, oxygen, and carbon. (Carbon is an element found in all living things.) Before the body can use organic nutrients, it must break them down into their smallest components. Inorganic nutrients are already in their simplest forms when the body ingests them, except for water.

***Table 1-1 The Six Essential Nutrients and Their Functions***

| ORGANIC NUTRIENTS | FUNCTION |
|---|---|
| Carbohydrates | Provide energy |
| Fats | Provide energy |
| Proteins | Build and repair body tissues |
| | Provide energy |
| Vitamins | Regulate body processes |
| **INORGANIC NUTRIENTS** | **FUNCTION** |
| Minerals | Regulate body processes |
| Water | Regulates body processes |

Each nutrient participates in at least one of the following functions:

- Providing the body with energy
- Building and repairing body tissue
- Regulating body processes

**Carbohydrates (CHO), proteins,** and **fats (lipids)** furnish energy. Proteins are also used to build and repair body tissues with the help of vitamins and minerals. **Vitamins, minerals,** and **water** help regulate the various body processes such as **circulation, respiration, digestion,** and **elimination.**

Each nutrient is important, but none works alone. For example, carbohydrates, proteins, and fats are necessary for energy, but to provide it, they need the help of vitamins, minerals, and water. Proteins are essential for building and repairing body tissue, but without vitamins, minerals, and water, they are ineffective. Foods that contain substantial amounts of nutrients are described as **nutritious** or **nourishing.** Nutrients are discussed in detail in Chapters 4 through 9.

## CHARACTERISTICS OF GOOD NUTRITION

Most people find pleasure in eating. Eating allows one to connect with family and friends in pleasant surroundings. This connection creates pleasant memories. Unfortunately, in social situations it is easy for one to make food choices that may not be conducive to good health.

What determines when one needs to eat? Does one wait until the body signals hunger or eat when one sees food or when the clock says it is time? Hunger is the physiological need for food. Appetite is a psychological desire for food based on pleasant memories. When the body signals hunger, that is the indication that there is a decrease in blood glucose that supplies the body with energy. If one ignores the signal and hunger becomes intense, it is possible to make poor food choices. The choices one makes will determine one's nutrition status. A person who habitually chooses to eat, or not to eat, as a way of coping with life's emotional struggles may be suffering from an eating disorder. The various eating disorders will be discussed in Chapter 16.

Once foods have been eaten, the body must process it before it can be used. **Nutrition** is the result of the processes whereby the body takes in and uses food for growth, development, and the maintenance of health. These processes include digestion, absorption, and metabolism. (They are discussed in Chapter 3.) One's physical condition as determined by the diet is called **nutritional status.**

Nutrition helps determine the height and weight of an individual. Nutrition also can affect the body's ability to resist disease, the length of one's life, and the state of one's physical and mental well-being (Figure 1-1).

Good nutrition enhances appearance and is commonly exemplified by shiny hair, clear skin, clear eyes, erect posture, alert expressions, and firm flesh on well-developed bone structures. Good nutrition aids emotional adjustments, provides stamina, and promotes a healthy appetite. It also helps establish regular sleep and elimination habits (Table 1-2).

**carbohydrates (CHO)**
the nutrient class providing the major source of energy in the average diet

**proteins**
the only one of the six essential nutrient classes containing nitrogen

**fats (lipids)**
highest calorie-value nutrient class

**vitamins**
organic substances necessary for life although they do not, independently, provide energy

**minerals**
one of many inorganic substances essential to life and classified generally as minerals

**water**
major constituent of all living cells; composed of hydrogen and oxygen

**circulation**
the body process whereby the blood is moved throughout the body

**respiration**
breathing

**digestion**
breakdown of food in the body in preparation for absorption

**elimination**
evacuation of wastes

**nutritious**
foods or beverages containing substantial amounts of essential nutrients

**nourishing**
foods or beverages that provide substantial amounts of essential nutrients

**nutrition**
the result of those processes whereby the body takes in and uses food for growth, development, and the maintenance of health

**nutritional status**
one's physical condition as determined by diet

***Figure 1-1*** *Good nutrition shows in the happy faces of these children.*

***Table 1-2*** ***Characteristics of Nutritional Status***

| GOOD | POOR |
|---|---|
| Alert expression | Apathy |
| Shiny hair | Dull, lifeless hair |
| Clear complexion with good color | Greasy, blemished complexion with poor color |
| Bright, clear eyes | Dull, red-rimmed eyes |
| Pink, firm gums and well-developed teeth | Red, puffy, receding gums and missing or cavity-prone teeth |
| Firm abdomen | Swollen abdomen |
| Firm, well-developed muscles | Underdeveloped, flabby muscles |
| Well-developed bone structure | Bowed legs, "pigeon" breast |
| Normal weight for height | Overweight or underweight |
| Erect posture | Slumped posture |
| Emotional stability | Easily irritated; depressed; poor attention span |
| Good stamina; seldom ill | Easily fatigued; frequently ill |
| Healthy appetite | Excessive or poor appetite |
| Healthy, normal sleep habits | Insomnia at night; fatigued during day |
| Normal elimination | Constipation or diarrhea |

## MALNUTRITION

**malnutrition**
poor nutrition

**Malnutrition** can be caused by overnutrition (excess energy or nutrient intake) or undernutrition (deficient energy or nutrient intake). We usually think of malnutrition as a condition that results when the cells do not receive an

**SUPERSIZE USA**

Supersizing in the fast-food industry and large quantities served in restaurants lead to portion distortion. Those growing up in the supersized world may have no concept of what constitutes a normal portion. Children who are encouraged to, or have been made to, eat everything on their plates may feel compelled to finish their supersized meals, easily contributing to obesity and type 2 diabetes.

***Figure 1-2*** *The poor-quality hair, mottled complexion, dull expression, spindly arms and legs, and bloated abdomen of this baby girl exemplify many signs of malnutrition. (Courtesy of the Centers for Disease Control and Prevention, Public Health Image Library)*

adequate supply of the essential nutrients because of poor diet or poor utilization of food (Figure 1-2). Sometimes it occurs because people do not or cannot eat enough of the foods that provide the essential nutrients to satisfy body needs. At other times people may eat well-balanced diets but suffer from diseases that prevent normal usage of the nutrients.

Overnutrition has become a larger problem in the United States than undernutrition. Overeating and the ingestion of megadoses of various vitamins and minerals (without prescription) are two major causes of overnutrition in the United States.

## Nutrient Deficiency

A nutrient deficiency occurs when a person lacks one or more nutrients over a period of time. Nutrient deficiencies are classified as primary or secondary. Primary deficiencies are caused by inadequate dietary intake. Secondary deficiencies are caused by something other than diet, such as a disease condition that may cause malabsorption, accelerated excretion, or destruction of the nutrients. Nutrient deficiencies can result in malnutrition.

# INDIVIDUALS AT RISK FROM POOR NUTRITIONAL INTAKE

Teenagers may eat often but at unusual hours. They may miss regularly scheduled meals, become hungry, and satisfy their hunger with foods that have low nutrient density such as potato chips, cakes, soda, and candy. Foods with low **nutrient density** provide an abundance of calories, but the nutrients are primarily carbohydrates and fats and, except for sodium, very limited amounts of proteins, vitamins, and minerals. Teenagers are subject to **peer pressure;** that is, they are easily influenced by the opinions of their friends. If friends favor foods with low nutrient density, it is difficult for a teenager to differ with them. Crash diets, which unfortunately are common among teens, sometimes result in a form of malnutrition. This condition occurs because some nutrients are eliminated from the diet when the types of foods eaten are severely restricted.

Pregnancy increases a woman's hunger and the need for certain nutrients, especially proteins, minerals, and vitamins. Pregnancy during adolescence requires extreme care in food selection. The young mother-to-be requires a diet that provides sufficient nutrients for the developing fetus as well as for her own still-growing body.

**nutrient density**
nutrient value of foods compared with number of calories

**peer pressure**
pressure of one's friends and colleagues of the same age

**EXPLORING THE WEB**

Search the Web to find information on iron deficiency and iron deficiency anemia. Is low iron intake the only cause? Who is at most risk? What mental and physical consequences of inadequate iron intake can occur?

**SPOTLIGHT on Life Cycle**

Infants, toddlers, adolescents (teenagers), the elderly, and pregnant women (especially teenagers) are at greater risk for malnutrition than the rest of the population. Infants and toddlers whose parents lack knowledge of proper nutrition and portion sizes will suffer the consequences of poor or inadequate nutrition choices. It may be difficult for toddlers who are "picky" eaters to obtain all their needed nutrients from food.

Many factors influence nutrition in the elderly. Depression, loneliness, lack of income, inability to shop, inability to prepare meals, and the state of overall health can all lead to malnutrition. Chapter 15 is another source of information on the elderly.

**cumulative effects**
results of something done repeatedly over many years

**atherosclerosis**
a form of arteriosclerosis affecting the intima (inner lining) of the artery walls

**obesity**
excessive body fat, 20% above average

**deficiency diseases**
diseases caused by the lack of one or more specific nutrients

**iron deficiency**
intake of iron is adequate, but the body has no extra iron stored

**rickets**
deficiency disease caused by the lack of vitamin D; causes malformed bones and pain in infants and children

**osteomalacia**
a condition in which bones become soft, usually in adults because of calcium loss and vitamin D deficiency

**osteoporosis**
condition in which bones become brittle because there have been insufficient mineral deposits, especially calcium

## CUMULATIVE EFFECTS OF NUTRITION

There is an increasing concern among health professionals regarding the **cumulative effects** of nutrition. Cumulative effects are the results of something that is done repeatedly over many years. For example, eating excessive amounts of saturated fats (saturated fats are discussed in Chapter 5) for many years contributes to **atherosclerosis,** which leads to heart attacks. Years of overeating can cause **obesity** and may also contribute to hypertension, type 2 (non-insulin-dependent) diabetes, gallbladder disease, foot problems, certain cancers, and even personality disorders.

### Deficiency Diseases

When nutrients are seriously lacking in the diet for an extended period, **deficiency diseases** can occur. The most common form of deficiency disease in the United States is **iron deficiency,** which is caused by a lack of the mineral iron and can cause iron deficiency anemia, which is discussed further in Chapter 8. Iron deficiency is particularly common among children and women. Iron is a necessary component of the blood and is lost during each menstrual period. In addition, the amount of iron needed during childhood and pregnancy is greater than normal because of the growth of the child or the fetus.

**Rickets** is another example of a deficiency disease. It causes poor bone formation in children and is due to insufficient calcium and vitamin D. These same deficiencies cause **osteomalacia** in young adults and **osteoporosis** in older adults. Osteomalacia is sometimes called "adult rickets." It causes the bones to soften and may cause the spine to bend and the legs to become bowed. Osteoporosis is a condition that causes bones to become porous and excessively

**Table 1-3** ***Nutritional Deficiency Diseases and Possible Causes***

| DEFICIENCY DISEASE | NUTRIENT(S) LACKING |
|---|---|
| Iron deficiency | Iron |
| Iron deficiency anemia | Iron |
| Beriberi | Thiamin |
| Night blindness | Vitamin A |
| Goiter | Iodine |
| Kwashiorkor | Protein |
| Marasmus | All nutrients |
| Osteomalacia | Calcium and vitamin D |
| Osteoporosis | Calcium and vitamin D, phosphorus, magnesium, and fluoride |
| Pellagra | Niacin |
| Rickets | Calcium and vitamin D |
| Scurvy | Vitamin C |
| Xerophthalmia (blindness) | Vitamin A |

brittle. Too little iodine may cause **goiter,** and a severe shortage of vitamin A can lead to blindness.

Examples of other deficiency diseases (and their causes) are included in Table 1-3. Information concerning these conditions can be found in the chapters devoted to the given nutrients.

## NUTRITION ASSESSMENT

That old saying, "You are what you eat," is true, indeed; but one could change it a bit to read, "You are *and will be* what you eat." Good nutrition is essential for the attainment and maintenance of good health. Determining whether a person is at risk requires completion of a **nutrition assessment,** which should, in fact, become part of a routine exam done by a registered **dietitian** or other health care professional specifically trained in the diagnosis of at-risk individuals. A proper nutrition assessment includes **anthropometric measurements, clinical examination, biochemical tests,** and **dietary-social history.**

Anthropometric measurements include height and weight and measurements of the head (for children), upper arm, and skinfold (Figure 1-3). The skinfold measurements are done with a **caliper.** They are used to determine the percentage of adipose and muscle tissue in the body. Measurements out of line with expectations may reveal failure to thrive in children, wasting (catabolism), edema, or obesity, all of which reflect nutrient deficiencies or excesses.

During the clinical examination, signs of nutrient deficiencies are noted. Some nutrient deficiency diseases, such as scurvy, rickets, iron deficiency, and

**goiter**
enlarged tissue of the thyroid gland due to a deficiency of iodine

**nutrition assessment**
evaluation of one's nutritional condition

**dietitian**
professional trained to assess nutrition status and recommend appropriate diet therapy

**anthropometric measurements**
of height, weight, head, chest, skinfold

**clinical examination**
physical observation

**biochemical tests**
laboratory analysis of blood, urine, and feces

**dietary-social history**
evaluation of food habits, including client's ability to buy and prepare food

**caliper**
mechanical device used to measure percentage of body fat by skinfold measurement

***In The Media***

**EATING BREAKFAST MAY BE GOOD FOR YOUR HEART**

Breakfast really is the most important meal of the day. A small study in the United Kingdom found that women who skip breakfast eat more calories during the rest of the day. This could be a contributing factor to weight gain. Also, studies indicated that LDL, "bad cholesterol," was high and insulin sensitivity was poorer for those not consuming breakfast.

(Source: Adapted from *Farchi, Taylor, and Macdonald,* 2005.)

***Figure 1-3*** *(A) Height is one anthropometric measurement used in the nutrition assessment. (B) Weight is an anthropometric measurement used in the nutrition assessment. (C) Head circumference is an anthropometric measurement used to assess brain development during the first year of life. (D) Skinfold is an anthropometric measurement used to assess lean muscle mass versus fat.*

kwashiorkor, are obvious; other forms of nutrient deficiency can be far more subtle. Table 1-4 lists some clinical signs and probable causes of nutrient deficiencies.

Biochemical tests include various blood, urine, and stool tests. A deficiency or toxicity can be determined by laboratory analysis of the samples. The tests allow detection of malnutrition before signs appear. The following are some of the most commonly used tests for nutritional evaluation.

**Serum albumin level** measures the main protein in the blood and is used to determine protein status.

**Serum transferrin level** indicates iron-carrying protein in the blood. The level will be above normal if iron stores are low and below normal if the body lacks protein.

**SUPERSIZE USA**

Where do you live? Is your city one of the fattest cities in the country? Don't know? Check this list of the 10 fattest cities, in descending order.

1. Miami, FL
2. Oklahoma City, OK
3. San Antonio, TX
4. Las Vegas, NV
5. New York, NY
6. Houston, TX
7. El Paso, TX
8. Jacksonville, FL
9. Charlotte, NC
10. Louisville–Jefferson, KY

Source: Adapted from *Men's Fitness Magazine,* June 2009.

**Table 1-4 Clinical Signs of Nutrient Deficiencies**

| CLINICAL SIGNS | POSSIBLE DEFICIENCIES |
|---|---|
| Pallor; blue half circles beneath eyes | Iron, copper, zinc, $B_{12}$, $B_6$, biotin |
| Edema | Protein |
| Bumpy "gooseflesh" | Vitamin A |
| Lesions at corners of mouth | Riboflavin |
| Glossitis | Folic acid |
| Numerous "black-and-blue" spots and tiny, red "pinprick" hemorrhages under skin | Vitamin C |
| Emaciation | Carbohydrates, proteins; calories |
| Poorly shaped bones or teeth or delayed appearance of teeth in children | Vitamin D or calcium |
| Slow clotting time of blood | Vitamin K |
| Unusual nervousness, dermatitis, diarrhea in same client | Niacin |
| Tetany | Calcium, potassium, sodium |
| Goiter | Iodine |
| Eczema | Fat (linoleic acid) |

**Blood urea nitrogen** (BUN) may indicate renal failure, insufficient renal blood supply, or blockage of the urinary tract.

**Creatinine excretion** indicates the amount of creatinine excreted in the urine over a 24-hour period and can be used in estimating body muscle mass. If the muscle mass has been depleted, as in malnutrition, the level will be low.

**Serum creatinine** indicates the amount of creatinine in the blood and is used for evaluating renal function.

Examples of other blood tests are hemoglobin (Hgb), hematocrit (Hct), red blood cells (RBCs), and white blood cells (WBCs). A low Hgb and Hct can indicate anemia. Not a routine test, but ordered on many clients with heart conditions, is the lipid profile, which includes total serum cholesterol, high-density lipoprotein (HDL), low-density lipoprotein (LDL), and serum triglycerides. Urinalysis also can detect protein and sugar in the urine, which can indicate kidney disease and diabetes.

The dietary-social history involves evaluation of food habits and is very important in the nutritional assessment of any client. It can be difficult to obtain an accurate dietary assessment. The most common method is the **24-hour recall.** In this method, the client is usually interviewed by the dietitian and is asked to give the types of, amounts of, and preparation used for all food eaten in the 24 hours prior to admission (PTA). Another method is the **food diary.** The client is asked to

**24-hour recall**
listing the types, amounts, and preparation of all foods eaten in past 24 hours

**food diary**
written record of all food and drink ingested in a specified period

**EXPLORING THE WEB**

Search the Web for nutritional assessment tools. What resources are available for the health care professional in making nutritional assessments of clients? Assess the advantages and disadvantages of each tool you find.

list all food eaten in a 3–4-day period. Neither method is totally accurate because clients forget or are not always totally truthful. They are sometimes inclined to say they have eaten certain foods because they know they should have done so. Computer analysis of the diet is the best way to determine if nutrient intake is appropriate. It will reveal any nutrient deficiencies or toxicities.

The dietary-social history is important to determine whether the client has the financial resources to obtain the needed food and the ability to properly store and cook food once home. After completing the dietary-social history, the dietitian can assess for risk of food–drug interactions that can lead to malnutrition (see Appendix E). Clients need to be instructed by a dietitian on possible interactions, if any.

When the preceding steps are evaluated together, and in the context of the client's medical condition, the dietitian has the best opportunity of making an accurate nutrition assessment of the client. This assessment can then be used by the entire health care team. The doctor will find it helpful in evaluating the client's condition and treatment. The dietitian can use the information to plan the client's dietary treatment and counseling, and other health care professionals will be able to use it in assisting and counseling the client.

## CONSIDERATIONS FOR THE HEALTH CARE PROFESSIONAL

The practice of good nutrition habits would help eliminate many health problems caused by malnutrition (Figure 1-4). The health professional is obligated to have a sound knowledge of nutrition. One's personal health, as well as that of one's family, depends on it. Parents must have a good, basic knowledge of nutrition for the sake of their personal health and that of their children. Children learn by imitating their parents. Family members and friends who know that the health professional has studied nutrition will ask questions. Anyone, in fact, who plans and prepares meals should value, have knowledge of, and be able to apply the principles of sound nutrition practice.

***Figure 1-4*** *Hands-on experiences foster the development of positive feelings about food.*

Clients will have questions and complaints about their diets. Their anxieties can be relieved by clear and simple explanations provided by the health professional. Sometimes clients must undergo diet therapy, prescribed by their physicians, which becomes part of their medical treatment in the hospital. The health professional must be able to check the client's tray quickly to see that it contains the correct foods for the diet prescribed. In many cases, diet therapy will have to be a lifelong practice for the client. In such cases, eating habits will have to be changed, and the client will need advice or instructions from a registered dietitian and support from other health professionals.

Nutrition is currently a popular subject. It is important to recognize that some books and articles concerning nutrition may not be scientifically correct. Also, food ads can be misleading. People with knowledge of sound nutrition practices will be less likely to be misled. They will recognize fad and distinguish it from fact.

## SUMMARY

Nutrition is directly related to health, and its effects are cumulative. Good nutrition is normally reflected by good health. Poor nutrition can result in poor health and even in disease. Poor nutrition habits contribute to atherosclerosis, osteoporosis, obesity, and some cancers.

To be well nourished, one must eat foods that contain the six essential nutrients: carbohydrates, fats, proteins, minerals, vitamins, and water. These nutrients provide the body with energy, build and repair body tissue, and regulate body processes. When there is a severe lack of specific nutrients, deficiency diseases may develop. The best way to determine deficiencies is to do a nutrition assessment.

With sound knowledge of nutrition, the health professional will be an effective health care provider and will also be helpful to family, friends, and self.

## DISCUSSION TOPICS

1. Why is food commonly served at meetings and parties?
2. What relationship might nutrition and heredity have to each of the following?
   a. the development of physique
   b. the ability to resist disease
   c. the life span
3. What habits, in addition to good nutrition, contribute to making a person healthy?
4. What are the six classes of nutrients? What are their three basic functions?
5. Why are some foods called low-nutrient-density foods? Give some examples found in vending machines.
6. Ask anyone in the class who has been on a crash diet to discuss the diet's effects. Discuss possible reasons for those effects.
7. What is meant by the saying "You are what you eat"?
8. What is meant by the phrase "the cumulative effects of nutrition"? Describe some.
9. How could someone be overweight and at the same time suffer from malnutrition?
10. Discuss why health care professionals should be knowledgeable about nutrition.

## SUGGESTED ACTIVITIES

1. List 10 signs of good nutrition and 10 signs of poor nutrition.
2. List the foods you have eaten in the past 24 hours. Underline those with low nutrient density.
3. Write a brief description of how you feel at the end of a day when you know you have not eaten wisely.
4. Name the laboratory tests used to determine nutritionally at-risk clients.

5. Write a brief paragraph discussing nutritional status.
6. Briefly describe rickets, osteomalacia, and osteoporosis. Include their causes.
7. Ask a registered dietitian to speak to your class about nutrition problems commonly seen in your area.

# REVIEW

Access StudyWARE CD for more review activities

Multiple choice. Select the *letter* that precedes the best answer.

1. The result of those processes whereby the body takes in and uses food for growth, development, and maintenance of health is
   a. respiration
   b. diet therapy
   c. nutrition
   d. digestion
2. Nutritional status is determined by
   a. heredity
   b. employment
   c. personality
   d. diet
3. To nourish the body adequately, one must
   a. avoid all low-nutrient-density foods
   b. eat foods containing the six classes of nutrients
   c. include fats at every meal
   d. restrict proteins at breakfast
4. Nutrients used primarily to provide energy to the body are
   a. vitamins, water, and minerals
   b. carbohydrates, proteins, and fats
   c. proteins, vitamins, and fat
   d. vitamins, minerals, and carbohydrates
5. Nutrients used mainly to build and repair body tissues are
   a. proteins, vitamins, and minerals
   b. carbohydrates, fats, and minerals
   c. fats, water, and minerals
   d. fats, vitamins, and minerals
6. Foods such as potato chips, cakes, sodas, and candy are called
   a. dietetic foods
   b. essential nutrient foods
   c. low-nutrient-density foods
   d. nutritious foods
7. An inadequate intake of the six classes of nutrients in the diet may result in
   a. stamina
   b. malnutrition
   c. indigestion
   d. diabetes
8. The cumulative effect of a high-fat diet could be
   a. iron deficiency
   b. blindness
   c. heart disease
   d. diabetes mellitus
9. Malnutrition could be caused by
   a. poor posture
   b. constipation
   c. disease
   d. hypertension
10. A cumulative condition is one that develops
    a. within a very short period of time
    b. over several years
    c. only in women under 52
    d. in premature infants
11. Nutritional status
    a. is determined by heredity
    b. never changes
    c. is not reflected in one's appearance
    d. can affect the body's ability to resist disease
12. Infants, young children, adolescents, pregnant adolescents, and the elderly
    a. are commonly overweight
    b. are among those prone to malnutrition
    c. all commonly suffer from osteomalacia
    d. never suffer from primary nutrient deficiencies
13. Organic nutrients are
    a. only found in products grown without pesticides
    b. only sold at health food stores
    c. substances that cannot be broken down
    d. substances containing a carbon atom
14. Which of the following would be an organic nutrient?
    a. fat
    b. water
    c. calcium
    d. selenium
15. Anthropometric measures include measures of:
    a. iron status
    b. fluid intake
    c. client's income
    d. weight

StudyWARE

# CASE IN POINT

## GARY: FENDING FOR HIMSELF

Gary, a 7-year-old Caucasian boy, was discovered searching a garbage can by a police officer. The officer noticed that Gary was dirty, unkempt, and thin. His skin was pale. Gary was taken to the police station, where he was turned over to social services. Gary told social services that his mother had been sick and was taken to the hospital; he had not seen her for many months. He did not know what hospital she was in, and he had been alone all this time. He told the social worker that he had run out of food immediately after she left; he had been able to survive by searching behind restaurants and in garbage bins. Social services brought Gary to the local hospital, and upon examination, it was found that Gary had a distended abdomen, serosanguinous sores on his body, and swollen and painful lower limbs. Gary limped and found walking very tiring.

### ASSESSMENT

1. Identify three distinguishing signs of malnutrition.
2. What would you introduce first into Gary's diet?
3. How frequently would you offer nutrition and how large a portion?
4. What other signs of malnutrition would you expect to find?

### DIAGNOSIS

5. Write a nursing diagnosis for Gary.

### PLAN/GOAL

6. What two changes can you predict will occur with the introduction of a good, nutritionally sound diet?
7. Whom can you refer to for assistance?

### IMPLEMENTATION

8. Name at least three methods that could be employed to improve Gary's nutrition.
9. Could a food diary be helpful?
10. Would a home visit be beneficial for Gary and a caregiver?

### EVALUATION/OUTCOME CRITERIA

11. What could the doctor measure at the next appointment to see if the plan is working?
12. What observations could the caregiver offer about the success of the plan?
13. What could be an important piece of information from Gary?

### THINKING FURTHER

14. How could the Internet be of benefit to the caregiver?
15. Who would also benefit from this information?

### RATE THIS PLATE

Gary has been through a lot of heartache for a child his age. Gary is placed in a foster home, and his foster mother asks him what he would like to eat for his first dinner with them. He thought and thought and finally decided on the following plate. Rate this plate. Take into consideration that Gary is malnourished, has not eaten much lately, and is lacking many nutrients.

**Fried chicken—leg and thigh**

**1/2 cup mashed potatoes and 2 Tbsp gravy**

**1/2 cup corn with butter**

**Biscuit with butter**

**2% milk—8 oz**

Can Gary eat all of this, and should he? Does this plate need to be changed, and how would you change it?

# CASE IN POINT

StudyWARE

## SHANNON: MAKING THAT PROM DRESS FIT

Shannon was a healthy 16-year-old Asian girl who was so happy to return to school this year. This is her junior year of high school, and she has been looking forward to attending the junior-senior prom with Mike.

Shannon is very active in cheerleading, Photo Club, gymnastics, and swimming. She has decided to join the Prom Committee this year so she can help plan the best prom that Wayne High has ever seen. Shannon has begun to look for prom dresses knowing that she will need to be saving every cent she can to afford the most perfect dress. Shannon has decided that she would like to lose a few extra pounds before the prom and decides to go on a strict diet.

Shannon's friends have noticed that the once perky, playful superstar of the swimming team has been losing her "shine." She has dull, limp hair, which is a total change from the full head of shiny, bouncy black hair. Shannon has developed a complexion problem and has started using all kinds of acne products. Her skin is very oily and feels dirty all the time. Shannon's friends also noticed that she is not as pleasant as before, and Shannon has started to lose lots of her friends. Shannon's friend Ruth contacted Shannon's mother and told her of her concerns. Shannon's mother agreed that she had also noticed the changes and would take Shannon to the doctor.

### ASSESSMENT

1. Identify three changes in Shannon to suggest that she was getting into trouble.
2. What information would be important to share with the physician?
3. In which category of nutritional assessment would you list Shannon's observations?
4. Which observation would you consider significant enough to cause concern?
5. Is there any other information that you could have that would help identify Shannon's problem?

### DIAGNOSIS

6. Write a nursing diagnosis that most likely applies to Shannon's problem.
7. What contributed to the development of the problems?

### PLAN/GOAL

8. Who can help with the plan?
9. What two changes are most significant for Shannon?

### IMPLEMENTATION

10. Name three methods that could be used to improve Shannon's nutrition.
11. How could friends and family help?
12. How could a food diary help?

### EVALUATION/OUTCOME CRITERIA

13. What can the doctor measure at the next appointment to see if the plan is working?
14. What observations could Shannon's mother offer about the success of the plan?
15. What information from Shannon would benefit the success of the plan?

### THINKING FURTHER

16. Who else could be at risk for the same or a similar problem?
17. How could information from the Internet be useful?

## RATE THIS PLATE

Read this case study about Shannon again. Rate this plate. For lunch Shannon has fixed herself:

**one half peanut butter and jelly sandwich on white bread (1 Tbsp peanut butter and 1 Tbsp jelly)**

**Cup of tea with 1 tsp sugar**

That was all she wanted. Answer the following questions about this plate:

1. Was the amount of peanut butter sufficient? If not, why not? How would you change the serving size?
2. Was the amount of jelly sufficient? If not, why not? How would you change the serving size?
3. Was the bread the best choice? Why or why not?
4. Is there any other food or foods that you would like to add to this lunch and why?
5. Why do you think Shannon is experiencing changes in appearance and demeanor?




# PLANNING A HEALTHY DIET

## KEY TERMS

StudyWARE

balanced diet
daily values
descriptors
Dietary Guidelines for Americans
dietary laws
Dietary Reference Intakes (DRIs)
flavonoids
food customs
foodways
fusion
lacto-ovo vegetarians
lacto-vegetarians
lactose intolerance
legumes
masa harina
mirin
miso
MyPyramid
vegans
wasabi

## OBJECTIVES

After studying this chapter, you should be able to:

- Define a balanced diet
- List the U.S. government's Dietary Guidelines for Americans and explain the reasons for each
- Identify the food groups and their placement on the MyPyramid
- Describe information commonly found on food labels
- List some food customs of various cultural groups
- Describe the development of food customs

The statement "eat a balanced diet" has been repeated so often that its importance may be overlooked. The value of this statement is so great, however, that it deserves serious consideration by people of all ages. A **balanced diet** includes all six classes of nutrients and calories in amounts that preserve and promote good health.

Daily review of the **Dietary Reference Intakes (DRIs)** and the Recommended Dietary Allowances (RDAs) would provide enough information to plan balanced diets. However, ordinary meal planning would be cumbersome and time consuming if that table had to be consulted each time a meal was planned. Fortunately, the U.S. Department of Agriculture (USDA) and

**balanced diet**
one that includes all the essential nutrients in appropriate amounts

**Dietary Reference Intakes (DRIs)**
combines the Recommended Dietary Allowances, Adequate Intake, Estimated Average Requirements, and the Tolerable Upper Intake Levels for individuals into one value representative of the average daily nutrient intake of individuals over time

**Dietary Guidelines for Americans**
general goals for optimal nutrient intake

**MyPyramid**
outline for making selections based on *Dietary Guidelines for America, 2005*. From the U.S. Department of Agriculture.

### EXPLORING THE WEB

The "Dietary Guidelines for Americans 2005" are science-based advice and suggestions for improving health through sound nutrition and physical activity. These guidelines serve as helpful reminders to many Americans, especially those who are overweight or obese, eat too much fat, and no longer think exercise is important. The Dietary Guidelines encourage a healthy diet, which means individuals should choose:

- Fruits, vegetables, whole grains, and fat-free or low-fat milk and milk products;
- Lean meats, poultry, fish, beans, eggs, and nuts; and beans
- Foods low in saturated fats, trans fats, cholesterol, salt (sodium), and added sugars.

Read about the nine topic areas to see what you might need to change to ensure a healthy life: www.mypyramid.gov/guidelines.

the U.S. Department of Health and Human Services (USDHHS) developed a simple system to help with the selection of healthful diets. It is called the **Dietary Guidelines for Americans.** In addition, **MyPyramid** was released in 2005 by the USDA as an outline for daily food choices based on the Dietary Guidelines.

## DIETARY GUIDELINES FOR AMERICANS

The Dietary Guidelines provide science-based advice to promote health and to reduce the risk for chronic diseases through diet and physical activity. The guidelines are targeted to the general public over 2 years of age in the United States. Below are the titles of the topics for each section; all of the following key recommendations are taken from www.health.gov/dietaryguidelines. The Dietary Guidelines themselves form an integrated set of key recommendations in each of the topic areas and will be discussed under the respective topics.

- Adequate nutrients within calorie needs
- Weight management
- Physical activity
- Food groups to encourage
- Fats
- Carbohydrates
- Sodium and potassium
- Alcoholic beverages
- Food safety

## Adequate Nutrients within Calorie Needs

A basic premise of the Dietary Guidelines is that recommended diets will provide all the nutrients needed for growth and health and that the nutrients consumed should come primarily from foods. Foods contain not only the vitamins and minerals found in supplements, but also hundreds of naturally occurring substances, including carotenoids, flavonoids and isoflavones, and protease inhibitors that may protect against chronic health conditions.

### Key Recommendations.

- Consume a variety of nutrient-dense foods and beverages within and among the basic food groups while choosing foods that limit the intake of saturated and trans fats, cholesterol, added sugars, salt, and alcohol.
- Meet recommended intakes within energy needs by adopting a balanced eating pattern such as the USDA Food Guide or the Dietary Approaches to Stop Hypertension (DASH) Eating Plan (Appendix C-1).

### Key Recommendations for Specific Population Groups.

- *People over age 50.* Consume vitamin $B_{12}$ in its crystalline form (e.g., fortified foods or supplements).
- *Women of childbearing age who may become pregnant.* Eat foods high in heme-iron and consume iron-rich plant foods or iron-fortified foods with an enhancer of iron absorption, such as vitamin C–rich foods.
- *Women of childbearing age who may become pregnant and those in the first trimester of pregnancy.* Consume adequate synthetic folic acid daily (from fortified foods or supplements) in addition to food forms of folate from a varied diet.
- *Older adults, people with dark skin, and people exposed to insufficient ultraviolet band-radiation (i.e., sunlight).* Consume extra vitamin D from vitamin D–fortified foods and supplements.

## Weight Management

Over the last 20 years the prevalence of overweight in the general population, and especially among children and adolescents, has increased substantially; it is estimated that as many as 16% of children and adolescents are overweight. Overweight and obesity of both adults and children are of great public health concern because excess body fat leads to a higher risk of premature death, type 2 diabetes, hypertension, dyslipidemia, cardiovascular disease, stroke, gall-bladder disease, and other chronic diseases.

### Key Recommendations.

- To maintain body weight in a healthy range, balance calories from foods and beverages with calories expended.
- To prevent gradual weight gain over time, make small decreases in food and beverage calories and increase physical activity.

### Key Recommendations for Specific Population Groups.

- *Those who need to lose weight.* Aim for a slow, steady weight loss by decreasing calorie intake while maintaining an adequate nutrient intake and increasing physical activity.
- *Overweight children.* Reduce the rate of body weight gain while allowing growth and development. Consult a health care provider before placing a child on a weight reduction diet.
- *Pregnant women.* Ensure appropriate weight gain as specified by a health care provider.
- *Breastfeeding women.* Moderate weight reduction is safe and does not compromise weight gain of the nursing infant.

- *Overweight adults and overweight children with chronic disease and/or on medication.* Consult a health care provider about weight loss strategies before starting a weight reduction program to ensure appropriate management of other health conditions.

## Physical Activity

Americans are relatively inactive. Regular physical activity and physical fitness make important contributions to one's health, sense of well-being, and maintenance of a healthy body weight. Physical activity is defined as any bodily movement produced by skeletal muscles resulting in energy expenditure. Regular physical activity has been shown to reduce the risk of certain chronic diseases, including high blood pressure, stroke, coronary artery disease, type 2 diabetes, colon cancer, and osteoporosis. Therefore, it is recommended that adults engage in at least 30 minutes of moderate-intensity physical activity on most days of the week. Regular physical activity is also a key factor in achieving and maintaining a healthy body weight for adults and children (Tables 2-1, 2-2, and 2-3). It is recommended that males over age 40 and females over age 50 check with their health care provider before beginning aerobic activities.

### Key Recommendations.

- Engage in regular physical activity and reduce sedentary activities to promote health, psychological well-being, and healthy body weight.
  - To reduce the risk of chronic disease in adulthood, engage in at least 30 minutes of moderate-intensity physical activity, above usual activity, at work or home on most days of the week. For most people, greater health benefits can be obtained by engaging in physical activity of more vigorous intensity or longer duration.

**Table 2-1 *Health Benefits of Regular Physical Activity***

- Increases physical fitness
- Helps build and maintain healthy bones, muscles, and joints
- Builds endurance and muscular strength
- Helps manage weight
- Lowers risk factors for cardiovascular disease, colon cancer, and type 2 diabetes
- Helps control blood pressure
- Promotes psychological well-being and self-esteem
- Reduces feelings of depression and anxiety

Source: U.S. Department of Health and Human Services and U.S. Department of Agriculture. *Dietary Guidelines for Americans*, 2005. 6th edition, Washington D.C.: U.S. Government Printing Office. January 2005. www.healthierus.gov/dietaryguidelines.

## *Table 2-2 Examples of Physical Activities for Adults*

For at least 30 minutes most days of the week, preferably daily, do any one of the activities listed below—or combine activities. Look for additional opportunities among other activities that you enjoy.

**AS PART OF YOUR ROUTINE ACTIVITIES:**

- Walk, wheel, or bike-ride more; drive less.
- Walk up stairs instead of taking an elevator.
- Get off the bus a few stops early and walk or wheel the remaining distance.
- Mow the lawn with a push mower.
- Rake leaves.
- Garden.
- Push a stroller.
- Clean the house.
- Do exercises or pedal a stationary bike while watching television.
- Play actively with children.
- Take a brisk 10-minute walk or wheel in the morning, at lunch, and after dinner.

**AS PART OF YOUR EXERCISE OR RECREATIONAL ROUTINE:**

- Walk, wheel, or jog.
- Bicycle or use an arm pedal bicycle.
- Swim or do water aerobics.
- Play racket or wheelchair sports.
- Golf (pull cart or carry clubs).
- Canoe.
- Cross-country ski.
- Play basketball.
- Dance.
- Take part in an exercise program at work, home, school, or gym.

Source: U.S. Department of Health and Human Services and U.S. Department of Agriculture. *Dietary Guidelines for Americans*, 2005. 6th edition, Washington D.C.: U.S. Government Printing Office. January 2005. www.healthierus.gov/dietaryguidelines.

- To help manage body weight and prevent gradual, unhealthy body weight gain in adulthood, engage in approximately 60 minutes of moderate- to vigorous-intensity activity on most days of the week while not exceeding caloric intake requirements.
- To sustain weight loss in adulthood, participate in at least 60 to 90 minutes of daily moderate-intensity physical activity while not exceeding caloric intake requirements. Some people may need to consult with a health care provider before participating in this level of activity.

**Table 2-3 Physical Activities for Children and Teens**

**AIM FOR AT LEAST 60 MINUTES TOTAL PER DAY:**

- Be spontaneously active.
- Play tag.
- Jump rope.
- Ride a bicycle or tricycle.
- Walk, wheel, skip, or run.
- Play actively during school recess.
- Roller-skate or in-line-skate.
- Take part in physical education activity classes during school.
- Join after-school or community physical activity programs.
- Dance.

Source: U.S. Department of Health and Human Services and U.S. Department of Agriculture. *Dietary Guidelines for Americans*, 2005. 6th edition, Washington, D.C.: U.S. Government Printing Office. January, 2005. www.healthierus.gov/dietaryguidelines.

- Achieve physical fitness by including cardiovascular conditioning, stretching exercises for flexibility, and resistance exercises or calisthenics for muscle strength and endurance.

### Key Recommendations for Specific Population Groups.

- *Children and adolescents.* Engage in at least 60 minutes of physical activity on most, preferably all, days of the week.
- *Pregnant women.* In the absence of medical or obstetric complications, incorporate 30 minutes or more of moderate-intensity physical activity on most, if not all, days of the week. Avoid activities with a high risk of falling or abdominal trauma.
- *Breastfeeding women.* Be aware that neither acute nor regular exercise adversely affects the mother's ability to successfully breastfeed.
- *Older adults.* Participate in regular physical activity to reduce functional declines associated with aging and to achieve the other benefits of physical activity identified for all adults.

## Food Groups to Encourage

Increased intakes of fruits, vegetables, whole grains, and fat-free or low-fat milk products will have important health benefits. Those who eat more generous amounts of fruits and vegetables as part of a healthful diet may reduce the risk of chronic diseases, including stroke and other cardiovascular diseases, type 2 diabetes, and cancers in certain sites (oral cavity and pharynx, larynx, lung, esophagus, stomach, and colon-rectum). In addition to fruits and vegetables, whole grains are an important source of fiber and other nutrients. Consuming at least three or more ounce-equivalents of whole grains per day can reduce the

**Table 2-4 Whole Grains That Are Most Often Consumed in the United States**

| | |
|---|---|
| Whole wheat | Wild rice |
| Whole oats, oatmeal | Buckwheat |
| Whole-grain corn | Triticale |
| Popcorn | Bulgur (cracked wheat) |
| Brown rice | Millet |
| Whole rye | Quinoa |
| Whole-grain barley | Sorghum |

Source: U.S. Department of Health and Human Services and U.S. Department of Agriculture. *Dietary Guidelines for Americans*, 2005. 6th edition, Washington, D.C.: U.S. Government Printing Office. January 2005. www.healthierus.gov/dietaryguidelines.

risk of several chronic diseases and may help with weight maintenance. Table 2-4 can help one recognize the names of whole grains.

## Key Recommendations.

- Consume a sufficient amount of fruits and vegetables while staying within energy needs. For a 2,000-calorie intake, 2 cups of fruit and 2½ cups of vegetables per day are recommended, with higher or lower amounts depending on the calorie level.
- Choose a variety of fruits and vegetables each day. In particular, select from all five vegetable subgroups (dark green vegetables, orange vegetables, **legumes,** starchy vegetables, and other vegetables) several times a week.
- Consume three or more ounce-equivalents of whole-grain products per day, with the rest of the recommended grains coming from enriched or whole-grain products. In general, at least half the grains should come from whole grains.
- Consume 3 cups per day of fat-free or low-fat milk or equivalent milk products.

## Key Recommendations for Specific Population Groups.

- *Children and adolescents.* Consume whole-grain products often; at least half the grains should be whole grains. Children 2 to 8 years should consume 2 cups per day of fat-free or low-fat milk or equivalent milk products. Children 9 years of age and older should consume 3 cups per day of fat-free or low-fat milk or equivalent milk products.

# Fats

Fats and oils are part of a healthful diet, but the type of fat makes a difference to heart health, and the total amount of fat consumed is also important. High intake of saturated fats, trans fats, and cholesterol increases the risk of coronary heart disease due to high blood lipid levels. Fats supply energy and essential

### SPOTLIGHT on Life Cycle

The most common nutrient deficiency in the world is lack of iron. This is particularly prevalent among infants, adolescents, and pregnant and menstruating women. It can result in iron-deficiency anemia. The health care provider can help by:

- Identifying those clients at risk (e.g., children under 2 years of age, adolescents, women with heavy menstrual flow, pregnant women, individuals with malabsorption syndromes, gastrointestinal bleedings, and gross dietary deficiencies).
- Performing complete nutritional assessments on high-risk clients.
- Encouraging clients to eat foods high in iron. These include lean meats, poultry, fish, enriched breads, legumes, leafy green vegetables, dried fruits, and nuts.

**legumes**
plant food that is grown in a pod; for example, beans or peas

fatty acids and serve as a carrier for the absorption of the fat-soluble vitamins A, D, E, and K and carotenoids.

### Key Recommendations.

- Consume less than 10% of calories from saturated fatty acids and less than 300 mg/day of cholesterol and keep trans-fatty acid consumption as low as possible.
- Keep total fat intake between 20 and 35% of calories, with most fats coming from sources of polyunsaturated and monounsaturated fatty acids, such as fish, nuts, and vegetable oils.
- When selecting and preparing meat, poultry, dry beans, and milk or milk products, make choices that are lean, low fat, or fat-free.
- Limit intake of fats and oils high in saturated and trans-fatty acids, and choose products low in such fats and oils.

### Key Recommendations for Specific Population Groups.

- *Children and adolescents.* Keep total fat intake between 30 and 35% of calories for children 2 to 3 years of age and between 25 and 35% of calories for children and adolescents 4 to 18 years of age, with most fats coming from sources of polyunsaturated and monounsaturated fatty acids, such as fish, nuts, and vegetable oils.

## Carbohydrates

Carbohydrates are part of a healthful diet. Foods in the basic food groups that provide carbohydrates—fruits, vegetables, grains, and milk—are important sources of many nutrients. Dietary fiber is composed of nondigestible carbohydrates. Sugars and starches supply energy to the body in the form of glucose. Sugars can be naturally present in foods or added to the food. The greater the consumption of foods containing large amounts of added sugars, the more difficult it is to consume enough nutrients without gaining weight. See Table 2-5 to help identify the names of added sugar on labels.

**Table 2-5 *Names for Added Sugars That Appear on Food Labels***

A food is likely to be high in sugars if one of these names appears first or second in the ingredient list or if several names are listed.

| | | |
|---|---|---|
| Brown sugar | Glucose | Maltose |
| Corn sweetener | High-fructose corn syrup | Molasses |
| Corn syrup | Honey | Raw sugar |
| Dextrose | Invert sugar | Sucrose |
| Fructose | Lactose | Syrup |
| Fruit juice concentrate | Malt syrup | Table sugar |

Source: U.S. Department of Health and Human Services and U.S. Department of Agriculture. *Dietary Guidelines for Americans*, 2005. 6th edition, Washington D.C.: U.S. Government Printing Office. January 2005. www.healthierus.gov/dietaryguidelines.

### Key Recommendations.

- Choose fiber-rich fruits, vegetables, and whole grains often.
- Choose and prepare foods and beverages with little added sugars or caloric sweeteners, such as the amounts suggested by the USDA MyPyramid and the DASH Eating Plan.
- Reduce the incidence of dental caries by practicing good oral hygiene and consuming foods and beverages containing sugar and starch less frequently.

### Key Recommendations for Specific Population Groups.

- *Older Adults.* Dietary fiber is important for laxation (the elimination of fecal waste through the anus). Since constipation may affect up to 20% of people over 65 years of age, older adults should choose to consume foods rich in dietary fiber.
- *Children.* Carbohydrate intakes of children need special considerations with regard to obtaining sufficient amounts of fiber, avoiding excessive amount of calories from added sugars, and prevention of dental caries.

## Sodium and Potassium

On average, the higher one's salt (sodium chloride) intake, the higher one's blood pressure. Keeping blood pressure in the normal range reduces one's risk of coronary heart disease, stroke, congestive heart failure, and kidney disease. When reading labels, look for the sodium content; foods that are low in sodium (less than 140 mg) are low in salt. Lifestyle changes including reducing salt intake, increasing potassium intake, losing excess body weight, increasing physical activity, and eating an overall healthful diet can prevent or delay the onset of high blood pressure and can lower elevated blood pressure.

### Key Recommendations.

- Consume less than 2,300 mg of sodium (approximately 1 teaspoon of salt) per day.
- Choose and prepare foods with little salt. At the same time, consume potassium-rich foods, such as fruits and vegetables.

### Key Recommendations for Specific Population Groups.

- *Individuals with hypertension, blacks, and middle-aged and older adults.* Aim to consume no more than 1,500 mg of sodium per day and meet the potassium recommendation (4,700 mg/day) with food.

## Alcoholic Beverages

Alcoholic beverages supply calories but few essential nutrients. As a result, excessive alcohol consumption makes it difficult to eat sufficient nutrients within one's daily calories and to maintain a healthy weight. Alcoholic beverages are harmful when consumed in excess.

### Key Recommendations.

- Those who choose to drink alcoholic beverages should do so sensibly and in moderation—defined as the consumption of up to one drink per day for women and up to two drinks per day for men.
- Alcoholic beverages should not be consumed by some individuals, including those who cannot restrict their alcohol intake, women of childbearing age who may become pregnant, pregnant and lactating women, children and adolescents, individuals taking medications that can interact with alcohol, and those with specific medical conditions.
- Alcoholic beverages should be avoided by individuals engaging in activities that require attention, skill, or coordination, such as driving or operating machinery.

## Food Safety

Avoiding foods that are contaminated with harmful bacteria, viruses, parasites, toxins, and chemical and physical contaminants is vital for healthful eating. It is estimated that every year about 76 million people in the United States become ill from pathogens in food. Chapter 10 discusses this further.

### Key Recommendations.

- Clean hands, food contact surfaces, and fruits and vegetables.
- Separate raw cooked and ready-to-eat foods while shopping, preparing, or storing foods.
- Cook foods to a safe temperature to kill microorganisms.
- Chill (refrigerate) perishable food promptly, and defrost foods properly.
- Avoid raw (unpasteurized) milk or any products made from unpasteurized milk, raw or partially cooked eggs or foods containing raw eggs, raw or undercooked meat and poultry, unpasteurized juices, and raw sprouts.

### Key Recommendations for Specific Population Groups.

- *Infants and young children, pregnant women, older adults, and those who are immunocompromised.* Do not eat or drink raw (unpasteurized) milk or any products made from unpasteurized milk, raw or partially cooked eggs or foods containing raw eggs, raw or undercooked meat and poultry, and raw or undercooked fish or shellfish.

- *Pregnant women, older adults, and those who are immunocompromised.* Only eat certain deli meats and frankfurters that have been reheated to steaming hot.

## MYPYRAMID

*Dietary Guidelines for Americans, 2005,* serve as the U.S. federal nutrition policy (USDHHS & USDA, 2005). These guidelines form the basis for the MyPyramid Food guidance system unveiled in April 2005. MyPyramid is applicable to Americans over age 2. By introducing all Americans to MyPyramid and its slogan, "Steps to a Healthier You," the USDA hopes to help people make informed and healthier food choices. These choices can lead to a decrease in major nutrition-related chronic diseases, such as anemia, diabetes mellitus, coronary heart disease, hypertension, and alcoholic cirrhosis.

MyPyramid is the former Food Guide Pyramid tipped on its side. The color bands in MyPyramid represent the types of foods that should be consumed, and the width of the band denotes the approximate relative quantity of each food that should be consumed. In addition, MyPyramid incorporates the concept of physical activity into its design. A person climbing the stairs denotes the importance of physical activity in one's daily life, just as the food groups denote daily food intake. Personalization of one's diet is easier to accomplish by accessing the MyPyramid.gov Web site, where age, gender, and physical activity can be keyed in and more specific nutrition guidelines are provided. Twelve different pyramids are available on the Web site using these parameters. The 12 pyramids range from daily intake levels of 1,000 to 3,200 calories. By following the appropriate pyramid, the individual should be able to maintain a healthy body weight and decrease the risk of nutrition-related chronic diseases. Quantities are stated in household measures such as cups and ounces instead of the servings that were used in the Food Guide Pyramid.

MyPyramid has the following features:

- *MyPyramid Plan.* Provides a quick estimate of what and how much food you should eat from the different food groups by entering your age, gender, and activity level.
- *MyPyramid Tracker* (www.mypyramidtracker.gov). Provides more detailed information on your diet quality and physical activity status by comparing a day's work of foods eaten with current nutrition guidance.
- *Inside MyPyramid.* Provides in-depth information for every food group, including recommended daily amounts in commonly used measures, like cups and ounces, with examples and everyday tips. Included in this section are recommendations for choosing healthy oils, discretionary calories, and physical activity.
- *Start Today.* Offers tips and resources that include downloadable suggestions on all the food groups and physical activity and provides a downloadable worksheet to track what you are eating.




***Figure 2-1*** *MyPyramid Food Guidance System. (U.S. Department of Agriculture, Center for Nutrition Policy and Promotions.* MyPyramid. *2005. www.MyPyramid.gov)*

*(continues)*

MyPyramid (Figure 2-1) has six color bands representing five food groups and oils. The bands are wider at the bottom, representing foods with little or no solid fats, added sugars, or caloric sweeteners, and become narrower at the top, indicating that the foods that contain fats and sugars should be limited. The five food groups represented along with oils have not changed. They are the following:

- Grains—bread, cereal, rice, and pasta group
- Vegetable group
- Fruit group
- Milk, yogurt, and cheese group
- Meat, poultry, fish, dry beans, eggs, and nuts group
- Fats, oils, and sweets group

| GRAINS<br>Make half your grains whole | VEGETABLES<br>Vary your veggies | FRUITS<br>Focus on fruits | MILK<br>Get your calcium-rich foods | MEAT & BEANS<br>Go lean with protein |
|---|---|---|---|---|
| Eat at least 3 oz. of whole-grain cereals, breads, crackers, rice, or pasta every day<br><br>1 oz. is about 1 slice of bread, about 1 cup of breakfast cereal, or 1/2 cup of cooked rice, cereal, or pasta | Eat more dark-green veggies like broccoli, spinach, and other dark leafy greens<br><br>Eat more orange vegetables like carrots and sweetpotatoes<br><br>Eat more dry beans and peas like pinto beans, kidney beans, and lentils | Eat a variety of fruit<br><br>Choose fresh, frozen, canned, or dried fruit<br><br>Go easy on fruit juices | Go low-fat or fat-free when you choose milk, yogurt, and other milk products<br><br>If you don't or can't consume milk, choose lactose-free products or other calcium sources such as fortified foods and beverages | Choose low-fat or lean meats and poultry<br><br>Bake it, broil it, or grill it<br><br>Vary your protein routine — choose more fish, beans, peas, nuts, and seeds |
| For a 2,000-calorie diet, you need the amounts below from each food group. To find the amounts that are right for you, go to MyPyramid.gov. | | | | |
| Eat 6 oz. every day | Eat 2 1/2 cups every day | Eat 2 cups every day | Get 3 cups every day; for kids aged 2 to 8, it's 2 | Eat 5 1/2 oz. every day |

**Find your balance between food and physical activity**

- Be sure to stay within your daily calorie needs.
- Be physically active for at least 30 minutes most days of the week.
- About 60 minutes a day of physical activity may be needed to prevent weight gain.
- For sustaining weight loss, at least 60 to 90 minutes a day of physical activity may be required.
- Children and teenagers should be physically active for 60 minutes every day, or most days.

**Know the limits on fats, sugars, and salt (sodium)**

- Make most of your fat sources from fish, nuts, and vegetable oils.
- Limit solid fats like butter, stick margarine, shortening, and lard, as well as foods that contain these.
- Check the Nutrition Facts label to keep saturated fats, *trans* fats, and sodium low.
- Choose food and beverages low in added sugars. Added sugars contribute calories with few, if any, nutrients.

MyPyramid.gov
STEPS TO A HEALTHIER YOU

U.S. Department of Agriculture
Center for Nutrition Policy and Promotion
April 2005
CNPP-15

USDA

USDA is an equal opportunity provider and employer.

***Figure 2-1*** *(continued)*

The emphasis of MyPyramid, which takes its guidance from the *Dietary Guidelines for Americans, 2005*, is not on a percentage of intake but on daily servings. Depending on the information one enters into MyPyramid, a calorie level will be individually determined. See Table 2-6 for intake patterns for various caloric levels.

## Bread, Cereal, Rice, and Pasta Group

The largest section of MyPyramid is made up of the grains—the bread, cereal, rice, and pasta group (Table 2-7). As the table shows, the number of servings from grains is established with the recommendation that at least half of the servings should be whole grains. Whole grains provide dietary fiber, B vitamins, iron, and magnesium. Enriched products also contain B vitamins and iron, but if they are not made from whole grains, they contain little dietary fiber.

### EXPLORING THE WEB

Visit the Wheat Foods Council Web site at www.wheatfoods.org. This Web site provides an abundance of information on grains and nutrition. Visit the Resources section to find slide shows and information to share with your clients. Create fact sheets from the information found at this site that can be distributed to clients.

## *Table 2-6 MyPyramid Food Intake Patterns*

### DAILY AMOUNT OF FOOD FROM EACH GROUP

The suggested amounts of food to consume from the basic food groups, subgroups, and oils to meet recommended nutrient intakes at 12 different calorie levels. Nutrient and energy contributions from each group are calculated according to the nutrient-dense forms of foods in each group (e.g., lean meats and fat-free milk). The table also shows the discretionary calorie allowance that can be accommodated within each calorie level, in addition to the suggested amounts of nutrient-dense forms of foods in each group.

### CALORIE LEVEL[1]

| | 1,000 | 1,200 | 1,400 | 1,600 | 1,800 | 2,000 | 2,200 | 2,400 | 2,600 | 2,800 | 3,000 | 3,200 |
|---|---|---|---|---|---|---|---|---|---|---|---|---|
| Fruits | 1 cup | 1 cup | 1.5 cups | 1.5 cups | 1.5 cups | 2 cups | 2 cups | 2 cups | 2 cups | 2.5 cups | 2.5 cups | 2.5 cups |
| Vegetables | 1 cup | 1.5 cups | 1.5 cups | 2 cups | 2.5 cups | 2.5 cups | 3 cups | 3 cups | 3.5 cups | 3.5 cups | 4 cups | 4 cups |
| Grains | 3 oz–eq | 4 oz–eq | 5 oz–eq | 5 oz–eq | 6 oz–eq | 6 oz–eq | 7 oz–eq | 8 oz–eq | 9 oz–eq | 10 oz–eq | 10 oz–eq | 10 oz–eq |
| Meat and beans | 2 oz–eq | 3 oz–eq | 4 oz–eq | 5 oz–eq | 5 oz–eq | 5.5 oz–eq | 6 oz–eq | 6.5 oz–eq | 6.5 oz–eq | 7 oz–eq | 7 oz–eq | 7 oz–eq |
| Milk | 2 cups | 2 cups | 2 cups | 3 cups | 3 cups | 3 cups | 3 cups | 3 cups | 3 cups | 3 cups | 3 cups | 3 cups |
| Oils | 3 tsp | 4 tsp | 4 tsp | 5 tsp | 5 tsp | 6 tsp | 6 tsp | 7 tsp | 8 tsp | 8 tsp | 10 tsp | 11 tsp |
| Discretionary calorie allowance | 165 | 171 | 171 | 132 | 195 | 267 | 290 | 362 | 410 | 426 | 512 | 648 |

[1]**Calorie levels** are set across a wide range to accommodate the needs of different individuals.

### ESTIMATED DAILY CALORIE NEEDS

To determine which food intake pattern to use for an individual, the following chart gives an estimate of individual calorie needs. The calorie range for each age and gender is based on physical activity level, from sedentary to active. Sedentary means a lifestyle that includes only the light physical activity associated with typical day-to-day life. Active means a lifestyle that includes physical activity equivalent to walking more than 3 miles per day at 3 to 4 miles per hour, in addition to the light physical activity associated with typical day-to-day life.

| | CALORIE RANGE SEDENTARY | → | ACTIVE | | CALORIE RANGE SEDENTARY | → | ACTIVE |
|---|---|---|---|---|---|---|---|
| **Children** | | | | **Males** | | | |
| 2–3 years | 1,000 | → | 1,400 | 4–8 years | 1,400 | → | 2,000 |
| **Females** | | | | 9–13 | 1,800 | → | 2,600 |
| 4–8 years | 1,200 | → | 1,800 | 14–18 | 2,200 | → | 3,200 |
| 9–13 | 1,600 | → | 2,200 | 19–30 | 2,400 | → | 3,000 |
| 14–18 | 1,800 | → | 2,400 | 31–50 | 2,200 | → | 3,000 |
| 19–30 | 2,000 | → | 2,400 | 51+ | 2,000 | → | 2,800 |
| 31–50 | 1,800 | → | 2,200 | | | | |
| 51+ | 1,600 | → | 2,200 | | | | |

Source: From U.S. Department of Agriculture, Center for Nutrition Policy and Promotions. *MyPyramid Food Intake Patterns*. April, 2005. http://www.mypyramid.gov/downloads/MyPyramid_Food_Intake_Patterns.pdf.

**Table 2-7 Bread, Cereal, Rice, and Pasta Group**

| | |
|---|---|
| **BREADS** | |
| Whole wheat | Rolls or biscuits made with whole wheat or enriched flour |
| Dark rye | Flour, enriched |
| Enriched | whole wheat, other whole grain |
| Oatmeal bread | grits, enriched |
| Cornmeal, whole grain, or enriched | |
| **CEREALS** | |
| Whole wheat | Other cereals, if whole grain or restored |
| Rolled oats | |
| **RICE** | |
| Brown rice | Converted rice |
| **PASTA** | |
| Noodles, spaghetti, macaroni | |

**Table 2-8 Vegetable Subgroup Amounts**

| CALORIE LEVEL | 1,000 | 1,200 | 1,400 | 1,600 | 1,800 | 2,000 | 2,200 | 2,400 | 2,600 | 2,800 | 3,000 | 3,200 |
|---|---|---|---|---|---|---|---|---|---|---|---|---|
| Dark green veg. | 1 c/wk | 1.5 c/wk | 1.5 c/wk | 2 c/wk | 3 c/wk | 3 c/wk | 3 c/wk | 3 c/wk | 3 c/wk | 3 c/wk | 3 c/wk | 3 c/wk |
| Orange veg. | 0.5 c/wk | 1 c/wk | 1 c/wk | 1.5 c/wk | 2 c/wk | 2c/wk | 2 c/wk | 2 c/wk | 2.5 c/wk | 2.5 c/wk | 2.5 c/wk | 2.5 c/wk |
| Legumes | 0.5 c/wk | 1 c/wk | 1 c/wk | 2.5 c/wk | 3 c/wk | 3 c/wk | 3 c/wk | 3 c/wk | 3.5 c/wk | 3.5 c/wk | 3.5 c/wk | 3.5 c/wk |
| Starchy veg. | 1.5 c/wk | 2.5 c/wk | 2.5 c/wk | 2.5 c/wk | 3 c/wk | 3 c/wk | 6 c/wk | 6 c/wk | 7 c/wk | 7 c/wk | 9 c/wk | 9 c/wk |
| Other veg. | 3.5 c/wk | 4.5 c/wk | 4.5 c/wk | 5.5 c/wk | 6.5 c/wk | 6.5 c/wk | 7 c/wk | 7 c/wk | 8.5 c/wk | 8.5 c/wk | 10 c/wk | 10 c/wk |

Source: From U.S. Department of Agriculture, Center for Nutrition Policy and Promotions. *MyPyramid Food Intake Patterns*. April, 2005. http://www.mypyramid.gov/downloads/MyPyramid_Food_Intake_Patterns.pdf.

## Vegetable Group

The food intake patterns have established the number of daily servings per calorie level of vegetable. All vegetables are included in the vegetable group: green and leafy, yellow, starchy, and legumes (Table 2-8). Vegetables provide carbohydrates; dietary fiber; vitamins A, B-complex, C, E, and K; and iron, calcium, phosphorus, potassium, magnesium, copper, manganese, and sometimes, molybdenum.

This guideline, if followed, also guarantees that one will receive a variety of nutrients, phytochemicals, and **flavonoids.** One-half cup of cooked or chopped raw vegetables or two cups of uncooked, leafy vegetables is considered one serving.

**flavonoids**
naturally occurring water-soluble plant pigments that act as antioxidants

**Table 2-9 Fruit Group**

| SOURCES OF VITAMIN A | SOURCES OF VITAMIN C | |
|---|---|---|
| Bananas | Oranges | Cantaloupe |
| Cantaloupe | Lemons | Kiwi fruit |
| Avocados | Grapefruit | Honeydew melon |
| Apricots | Limes | Watermelon |
| Mangoes | Raspberries | Mangoes |
| | Strawberries | Papaya |
| | Pineapple | |

## Fruit Group

All fruits are included in the fruit group. They provide vitamins A and C, potassium, magnesium, iron, and carbohydrates, including dietary fiber (Table 2-9).

It is recommended that one eat a variety of fruit daily, following the food intake patterns for quantity, and go easy on the fruit juice. The calories in fruit juice add up quickly, especially if one is thirsty and drinks large amounts of juice. One serving is three-quarters cup of fruit juice; a half of a grapefruit; one whole raw medium apple, orange, peach, pear, or banana; a half cup of canned or cooked fruit; and a quarter cup of dried fruit.

## Milk, Yogurt, and Cheese Group

Milk, yogurt, and cheese are excellent sources of carbohydrate (lactose); calcium, phosphorus, and magnesium; proteins; riboflavin, vitamins A, $B_{12}$, and, if the milk is fortified, vitamin D. Unfortunately, all contain sodium, and whole milk and whole-milk products also contain saturated fats and cholesterol. Fat-free milk has had the fats removed.

It is recommended that two to three servings of these foods be included in one's daily diet. The serving size is one 8-ounce glass of milk or the equivalent in terms of calcium content.

| | |
|---|---|
| Children | 2 servings |
| Adolescents | 3 servings |
| Adults | 3 servings |
| Pregnant or lactating women | 3 servings |
| Pregnant or lactating teens | 4 servings |

The following dairy foods contain calcium equal to that found in one 8-ounce cup of milk. The best choices would be low fat.

- 1½ ounces cheddar cheese
- 2 cups cottage cheese
- 1¾ cups of ice cream
- 1 cup yogurt

Milk used in making cream sauces, gravies, or baked products fulfills part of the calcium requirement. A cheese sandwich would fulfill one of the serving requirements, and a serving of ice cream could fulfill half of one of the serving requirements. Obviously, drinking milk is not the only way to fulfill the calcium requirement.

Some clients suffer from lactose intolerance and cannot digest milk or milk products. If they eat or drink foods containing untreated lactose, they experience abdominal cramps and diarrhea. This condition is caused by a deficiency of lactase (see Chapter 4). In such cases, milk that has been treated with lactase can be used, or commercial lactase can be added to the milk or taken in tablet form before drinking milk or eating dairy products.

## Meat and Beans Group

All meats, poultry, fish, eggs, soybeans, dry beans and peas, lentils, nuts, and seeds are included in this group (Table 2-10). These foods provide proteins, iron, copper, phosphorus, zinc, sodium, iodine, B vitamins, fats, and cholesterol.

Caution must be used so that the foods selected from this group are low in fat and cholesterol. Many meats contain large amounts of fats, and egg yolks and organ meats have very high cholesterol content.

Let the food intake patterns be the guide for the number of ounces one should eat daily. In general, 1 ounce of lean meat, poultry, or fish, 1 egg, 1 tablespoon of peanut butter, ¼ cup of cooked dry beans, or ½ ounce of nuts or seeds can be considered as a 1 ounce-equivalent from the meat and beans group.

## Fats

This group contains butter, margarine, cooking oils, mayonnaise and other salad dressings, sugar, syrup, honey, jam, jelly, and sodas. All of these foods have a low nutrient density, meaning they have few nutrients other than fats and carbohydrates and have a high calorie content. One's limit for fat will be figured and listed as oils in accordance with the food intake patterns shown in Table 2-6. It is recommended that the fat sources be from fish, nuts, and vegetable oils.

**Table 2-10** ***Meats, Poultry, Fish, Dry Beans, Eggs, and Nuts***

| | |
|---|---|
| Beef | Dried beans |
| Lamb | Dried peas |
| Veal | Lentils |
| Pork, except bacon | Nuts |
| Organ meats, such as heart, liver, kidney, brain, tongue, sweetbread | Peanuts |
| Poultry, such as chicken, duck, goose, turkey | Peanut butter |
| Fish, shellfish | Soybean flour |
| | Soybeans |

The Mediterranean diet has received attention because of the American Heart Association's recommendation to increase monounsaturated fats in the diet. The recommendations are outlined in Chapter 5. The following guidelines are recommended:

1. Eat the majority of food from plant sources, such as potatoes, grains and breads, beans, fruits, vegetables, nuts, and seeds.
2. Eat minimally processed foods, with an emphasis on fresh, locally grown foods.
3. Replace other fats and oils with olive oil.
4. Keep total fat in a range of less than 20–35% of energy. Saturated fat should be no more than 7–8% of energy.
5. Eat low to moderate amounts of cheese and yogurt (low fat and fat-free preferable).
6. Eat low to moderate amounts of fish and poultry and from zero to four eggs per week (those used in cooking need to be counted).
7. Eat fruit for dessert; desserts that contain a significant amount of sugar and saturated fat should be eaten only a few times per week.
8. Eat red meat a few times per month, not to exceed 12–16 ounces per month.
9. Engage in regular exercise to promote fitness, a healthy weight, and a feeling of physical well-being.
10. Drink wine in moderation (wine is optional). Wine with meals—one to two glasses per day for men and one glass per day for women.

## FOOD LABELING

As a result of the passage by Congress of the Nutrition Labeling and Education Act (NLEA) in 1990, nutrition labeling regulations became mandatory in May 1994 for nearly all processed foods. The primary objective of the changes was to ensure that labels would be on most foods and would provide consistent nutrition information. The resulting food labels provide the consumer with more information on the nutrient contents of foods and how those nutrients affect health than former labels provided. Health claims allowed on labels are limited and set by the Food and Drug Administration (FDA). Serving sizes are determined by the FDA and not by the individual food processor. Descriptive terms used for foods are standardized. For example, "low fat" means that each serving contains 3 grams of fat or less.

### Current Label

The nutrition label has a formatted space called Nutrition Facts (Figure 2-2) that includes required and optional information.

The items, with amounts per serving, that must be included on the food label are the following:

- Total calories
- Calories from fat

**Nutrition Facts**
Serving Size 1/2 cup (114g)
Servings Per Container 4

| Amount Per Serving | |
|---|---|
| **Calories** 90 | Calories from Fat 30 |
| | **% Daily Value** |
| **Total Fat** 7g | **5%** |
| Saturated Fat 4g | **20%** |
| Trans Fat 0g | **0%** |
| Polyunsaturated Fat 1g | **0%** |
| Monounsaturated Fat 0g | **0%** |
| **Cholesterol** 0mg | **0%** |
| **Sodium** 300mg | **13%** |
| **Total Carbohydrate** 13g | **4%** |
| Dietary Fiber 3g | **12%** |
| Sugars 3g | |
| **Protein** 3g | |

| | | | |
|---|---|---|---|
| Vitamin A | 80% | Vitamin C | 60% |
| Calcium | 4% | Iron | 4% |

• Percent Daily Values are based on a 2,000 calorie diet. Your daily values may be higher or lower depending on your calorie needs:

| | Calories | 2,000 | 2,500 |
|---|---|---|---|
| Total Fat | Less than | 65g | 80g |
| Sat Fat | Less than | 20g | 25g |
| Cholesterol | Less than | 300mg | 300mg |
| Sodium | Less than | 2,400mg | 2,400mg |
| Total Carbohydrate | | 300g | 375g |
| Fiber | | 25g | 30g |

Calories per gram:
Fat 9 • Carbohydrate 4 • Protein 4

***Figure 2-2*** *Food label. (Courtesy of the FDA)*

- Total fat
- Saturated fat
- Trans fat
- Cholesterol
- Sodium
- Total carbohydrates
- Dietary fiber
- Sugars
- Protein
- Vitamin A
- Vitamin C
- Calcium
- Iron

The food processor can voluntarily include additional information on food products. If a health claim is made about the food or if the food is enriched or fortified with an optional nutrient, then nutrition information about that nutrient becomes required. The standardized serving size is based on amounts of the specific food commonly eaten, and it is given in both English and metric measurements (Table 2-11).

**Daily values** on the label give the consumer the percentage per serving of each nutritional item listed, based on a daily diet of 2,000 calories. For example, total fat on Figure 2-2 shows 3 grams, which represents 5% of the amount of fat someone on a 2,000-calorie diet should have. The label also shows the *maximum* amount of a nutrient that should be eaten (for example, fat) or the *minimum* requirement for specified nutrients (for example, carbohydrates) based on a daily diet of 2,000 calories and another based on 2,500 calories.

**daily values**
represent percentage per serving of each nutritional item listed on food labels based on a daily intake of 2,000 calories

## EXPLORING THE WEB

The Web site for the Center for Food Safety and Applied Nutrition, of the U.S. Food and Drug Administration, at www.cfsan.fda.gov, has an abundance of information on using the food label. Visit the Web site and create fact sheets on how to use the food label to lose weight, to lower salt intake, to control diabetes, and to prevent heart disease. These sheets can also be used to aid in the teaching of clients.

## SUPERSIZE USA

The MyPyramid guidelines were developed in the atmosphere of the growing obesity epidemic in this country. One of the unique aspects of MyPyramid is that it recognizes that one size does not fit all. MyPyramid accounts for this by incorporating these concepts:

- *Activity.* The steps on the left side of the pyramid represent the daily need for physical activity to supplement the benefits of eating a healthy diet.
- *Moderation.* The pyramid's wide base and narrow tip highlight the concept of moderation. Foods with little or no solid fats or added sugars should be consumed often. As activity level increases, these foods can be eaten more. Also, as activity level increases, added sugars, trans fatty acids, high-cholesterol foods, salt, and alcohol can be consumed, but they must be limited.
- *Proportionality.* The width of each food group band provides an approximate guide to suggest how much should be eaten from each food group.
- *Gradual improvement.* The "Steps to a Healthier You" slogan encourages small steps toward health benefits from observing the MyPyramid guidelines combined with physical activity.

**Table 2-11 Household and Metric Measures**

- 1 teaspoon (tsp) = 5 milliliters (ml)
- 1 tablespoon (Tbsp) = 15 ml
- 1 cup (C) = 240 ml
- 1 fluid ounce (fl oz) = 30 ml
- 1 ounce (oz) = 28 grams (g)

The items included here are the amounts of total fat, saturated fat, cholesterol, sodium, total carbohydrate, and fiber. In addition, the label lists the calories per gram for fats, carbohydrates, and proteins.

## Health Claims

Because diet has been implicated as a factor in heart disease, stroke, birth defects, and cancer, the following *health claims* linking a nutrient to a health-related condition are allowed on labels. They are intended to help consumers both choose foods that are the most healthful for them and avoid being deceived by false advertisements on the label. The allowed claims are for the relationship between the following:

- Calcium and *osteoporosis*
- Sodium and *hypertension*
- Diets low in saturated fat and cholesterol and high in fruits, vegetables, and grains containing dietary fiber and *coronary heart disease*
- Diets low in fat and high in fruits and vegetables containing dietary fiber and the antioxidants, and vitamins A and C and *cancer*
- Diets low in fat and high in fiber-containing grains, fruits, and vegetables and *cancer*
- Folic acid and *neural tube defects*
- Soy and reduced risk of cardiac heart disease

Two additional criteria must also be met:

1. A food whose label makes a health claim must be a naturally good source (containing at least 10% of the daily value) of at least one of the following nutrients: protein, vitamin A, vitamin C, iron, calcium, or fiber.
2. Health claims cannot be made for a food if a standard serving contains more than 20% of the daily value for total fat, saturated fat, cholesterol, or sodium.

## Terminology

**descriptors**
terms used to describe something

The FDA has also standardized **descriptors** (terms used by manufacturers to describe products) on food labels to help the consumer select the most appropriate and healthful foods. The following are examples:

- *Low calorie* means 40 calories or less per serving.
- *Calorie free* means less than 5 calories per serving.

- *Low fat* means a food has no more than 3 grams of fat per serving or per 100 grams of the food.
- *Fat free* means a food contains less than 0.5 gram of fat per serving.
- *Low saturated fat* means 1 gram or less of saturated fat per serving.
- *Low cholesterol* means 20 mg or less of cholesterol per serving.
- *Cholesterol free* means less than 2 mg of cholesterol per serving.
- *No added sugar* means that no sugar or sweeteners of any kind have been added at any time during the preparation and packaging. When such a term is used, the package must also state that it is not low calorie or calorie reduced (unless it actually is).
- *Low sodium* means less than 140 mg of sodium per serving.
- *Very low sodium* means less than 35 mg of sodium per serving.

Obviously, the information on food labels is useful to all consumers and especially to those who must select foods for therapeutic diets. Health care professionals should become thoroughly knowledgeable about the labeling law. On request, many food manufacturers will provide the consumer with additional detailed information about their products.

## FOOD CUSTOMS

MyPyramid and Nutrition Facts labels are useful in planning a nutritionally sound diet, but dietary and religious customs must also be taken into consideration. People from each country have favorite foods. Frequently, there are distinctive **food customs** originating in just a small section of a particular country. People of a particular area favor the foods that are produced in that area because they are available and economical. Some religions have **dietary laws** that require particular food practices. Because most people prefer the foods they were accustomed to while growing up, food habits are often based on nationality and religion.

One's economic status and social status also contribute to food habits. For example, the poor do not grow up with a taste for prime rib, whereas the wealthy may at least be accustomed to it—whether or not they like it. Those in a certain social class will be apt to consume the same foods as others in their class. And the foods they choose will probably depend on the work they do. For example, people doing hard, physical labor will require higher-calorie foods than will people in sedentary jobs.

When people move from one country to another or from one area to another, their economic status may change. They will be introduced to new foods and new food customs. Although their original food customs may have been nutritionally adequate, their new environment may cause them to change their eating habits. For example, if milk was a staple (basic) food in their diet before moving and is unusually expensive in the new environment, milk may be replaced by a cheaper, nutritionally inferior beverage such as soda, coffee, or tea. Candy, possibly a luxury in their former environment, may be inexpensive and popular in their new environment. As a result, a family might increase consumption of soda or candy and reduce purchases of more nutritious foods.

### *In The Media*

**HAPPINESS AND YOUR HEART**

Laughter may be good for your heart, while depression can raise your risk of heart disease. A stressful movie caused blood flow to decrease in 14 of 20 volunteers. On the other hand, while viewing a funny movie, research participants experienced improved blood circulation, similar to the benefit of exercise. Still, experts don't recommend laughing over exercising. Another study found that clients with heart failure who also had mild depression had a 44% greater risk of dying than clients without depression. Depressed clients have a tendency not to take their medications properly and forget to exercise.

(Source: Adapted from *Tufts University Health & Nutrition Letter*, June 2005.)

**food customs**
food habits

**dietary laws**
rules to be followed in meal planning in some religions

Someone who is not familiar with the nutritive values of foods can easily make such mistakes in food selection.

The meal patterns of national and religious groups different from one's own may seem strange. However, the diet may well be nutritionally adequate. When a client's eating habits need to be corrected, such corrections are most easily made if the food customs of the client are known and understood. The health care professional can gain this knowledge by talking with the client and learning about her or his background. A dietitian can use that knowledge to plan nourishing menus consisting of foods that appeal to the client. The necessary adjustments in the diet can then be made gradually and effectively.

## U.S. CULTURAL DIETARY INFLUENCES

American cuisine (cooking style) is a marvelous composite of countless national, regional, cultural, and religious food customs. Consequently, categorizing a client's food habits can be difficult. Nevertheless, it is sometimes helpful to be able to do so to a certain extent. People who are ill commonly have little interest in food. Sometimes comfort foods (foods that were familiar to them during their childhood) are more apt to tempt them than other types. The following section briefly discusses some food patterns typical of various cultures, regions, and countries. Of course, there can be and usually are enormous variations within any one classification.

### Native American Influence

It is thought that approximately half of the edible plants commonly eaten in the United States today originated with the Native Americans. Examples are corn, potatoes, squash, cranberries, pumpkins, peppers, beans, wild rice, sunflower seeds, sweet potatoes, avocados, papayas, and cocoa beans (Figure 2-3). In

***Figure 2-3*** *Corn is a major component in traditional Native American cooking.*

addition, wild fruits, game, and fish are also popular. Foods are commonly prepared as soups and stews or are dried. The original Native American diets were probably more nutritionally adequate than are current diets, which frequently consist of too high a proportion of sweet and salty, snack-type low-nutrient-dense foods. Native American diets today may be deficient in calcium, vitamins A and C, and riboflavin.

## U.S. Southern Influences

The foods of the South are as diverse as the people who settled the southern United States. Food influenced by the South is so much a part of our national food culture that you probably have eaten many of these foods without even realizing their origin.

**African American Influence.** Down-home breads such as cornbread, biscuits, and cracklin' bread are served with most meals. Collard, turnip, and mustard greens are prepared with fatback (a cut along the back of pigs) for flavor. Black-eyed peas, okra, sweet potatoes, peanuts, corn, green beans, hot and sweet peppers, lima beans, and rice are an important part of African American heritage (Figure 2-4). Pork, chicken, and fried fish are served often. The term *soul food* was created in the 1960s to put emphasis on African American **foodways** (the food traditions or customs of a group of people) and preparation styles. Too much fat and sodium are consumed. This diet has too many carbohydrates but could be deficient in iron, calcium, fiber, potassium, and vitamin C.

### EXPLORING THE WEB

Search the Web for sources of information on the nutritional values of food patterns related to different cultures and economic levels. Choose cultures and economic levels that are represented in the community you work in. You will also find valuable resources at the USDA's Web site www.usda.gov. What additional resources were you able to find?

**foodways**
the food traditions or customs of a group of people

***Figure 2-4*** *A traditional southern meal has foods like fried chicken, black-eyed peas, collard greens, cornbread and biscuits, and sweet tea.*

***Figure 2-5*** *Crawfish are widely used in Cajun and Creole cooking.*

**fusion**
a style of cooking that combines ingredients and techniques from different cultures or countries

**French American Influence.** Cajun and Creole cuisine is native to the "bayou" country in Louisiana and is a **fusion** of French and Spanish cooking. Cajuns lived off the land and waterways. Cajun cooks use wild game, seafood, vegetables, herbs, rice, tomatoes, sausage, hot peppers, and crawfish (resembling small lobsters) (Figure 2-5). Cajuns usually make their meals in one pot. Creole cooking uses many of the same foods but adds rich sauces that increase calories. Calcium and vitamins D, E, and C could be lacking in their diets, so the addition of fruit is needed.

## Spanish Influences

The Spaniards were great seafaring explorers. They were responsible for finding and naming most of the islands in the Caribbean, along with Mexico and the west coast of South America. The Spanish and the natives who inhabited these countries have also greatly influenced our cuisine.

**masa harina**
traditional flour made from field corn

**lactose intolerance**
inability to digest lactose because of a lack of the enzyme lactase; causes abdominal cramps and diarrhea

**Mexican Influence.** Mexican food is a combination of Spanish and Native American. Beans, rice, tomatoes, onions, jalapenos, other chilies, and **masa harina** (traditional flour made from field corn) are staples for Hispanics. Corn tortillas are made from masa harina and are used as bread as well as stuffed with cheese, beef, pork, and other ingredients to make enchilads. Pork, goat, garlic, wheat and frijoles refritos (refried beans), avocados, and cheese are common foods (Figure 2-6). Flan, a custardlike pudding with caramel sauce, is a favorite dessert. The diet is lacking in vitamin C, and green and yellow vegetables and fruits. Cheese supplies some calcium in the diet, but calcium intake is low because of **lactose intolerance** (the body's inability to digest the lactose in milk and some milk products).

***Figure 2-6*** *Ingredients used in Mexican cuisine include avocados, peppers, rice, and tomatoes.*

**Puerto Rican Influence.** Puerto Rican cuisine has been influenced by the Spanish, African, and Taino Indians (first inhabitants). Some of the foods in their diet are corn, wheat, seafood, beef, pork, rice, olive oil, chicken, pinto beans, and okra. Plantains, green bananas, white and yellow sweet potatoes, chayote squash, taro, and breadfruit are starchy vegetables and are eaten often. Tropical fruits like pineapple, mango, papayas, guava, and coconut are used often in desserts (Figure 2-7). Traditional desserts includes flan, sweet potato balls with cinnamon, cloves and coconut, and guava jelly served with white cheese. From a nutrition standpoint, milk is not consumed often enough. Increased consumption of nonstarchy vegetables would add variety and eliminate some carbohydrates.

## Mediterranean Influences

The Mediterranean diet is the healthiest in the world (Figure 2-8). The most important aspects of the Italian Mediterranean diet are the use of olive oil and the eating of small portions. The Italians on the Mediterranean have the lowest incidence of heart disease because of their eating habits.

**Italian Influence.** Italians consume a healthy mix of pasta, rice, beans, olives, fruits, vegetables, and seafood (Figure 2-9). Beef is seldom eaten on the Mediterranean side of Italy. Meats such as prosciutto salami, veal, and pork are favored. Cheese is important in Italian cooking but is often eaten by itself. Small portions are the norm. The primary fat used is olive oil. Dessert is usually fresh fruit. The Italians eat their main meal at lunch. Dinner is a light meal and could be pizza (not the Americanized version). Adding fat-free milk and low-fat meat would improve their already nutritious diet.

***Figure 2-7*** *Tropical fruits like papaya are often used in Puerto Rican desserts.*

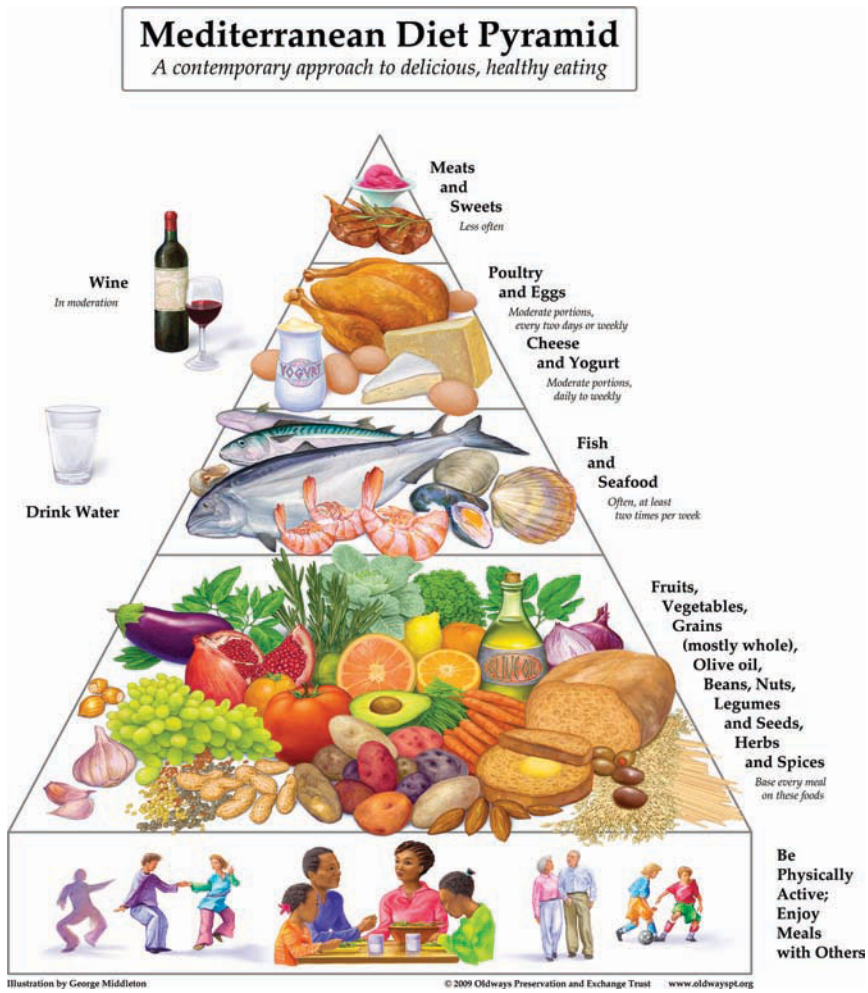


***Figure 2-8*** *Follow the Mediterranean Food Guide Pyramid, and you will be cating the healthiest diet in the world.*

***Figure 2-9*** *Olive oil, herbs, garlic, pasta, and tomatoes are ingredients commonly used in Italian cooking.*

***Figure 2-10*** *Fresh vegetables play a large role in Greek cooking and cuisine.*

**Greek Influence.** In the past and even today in remote villages, the Greeks eat only what is in season at the time (Figure 2-10). Broccoli and cauliflower were first grown in Greece. Greeks eat salads of wild greens, artichokes, fava beans, green beans, eggplant, legumes, home-cured olives, yogurt, and feta cheese. Bread is the basis of a Greek meal, and fruity olive oil is the primary fat in the Greek diet. Fresh or cured fish and seafood are abundant and eaten regularly. Meats such as lamb, goat, and pork are also included in their diet. Dessert usually consists of fresh fruit. The Greeks have always eaten (and many continue to eat) a Mediterranean diet, but Western influence in the larger cities has changed the eating habits of younger generations.

## Northern and Western Europe Influences

There are 20 countries in northern and western Europe that have influenced the foods we eat. These countries gave us our "meat and potato" mentality (Figure 2-11). The northern European diet consists of large servings of meat, poultry, or fish with small side dishes of vegetables and starch. Most countries use locally grown foods, such as greens, potatoes, beets, mushrooms, barley, plums, and rye. Sausages (including blood sausage), head cheese, dark breads, and dairy products are essential food in their diets. Pickled herring is favored in many countries. Some countries in northern and western Europe are extremely cold, limiting the growing season. The addition of fresh fruit and vegetables would add fiber and many vitamins and minerals.



***Figure 2-11*** *Countries in northern and western Europe have traditional "meat and potatoes" dishes like corned beef, cabbage, and potatoes.*

***Figure 2-12*** *This Czechoslovakian dish of roast duck with dumplings and red cabbage is a traditional meal in many central European countries.*

## Central European Influences

There are 16 countries in central Europe, and all of them have very similar cuisines. Pork and chicken are the most common meats eaten, but beef, sausages, fish, and game are popular too. Cabbage, sauerkraut, carrots, turnips, potatoes, beans, lentils, and onions appear in many meals (Figure 2-12). Spatzle, dark breads, and muesli are main sources of carbohydrates. Eggs and dairy products are used abundantly. Raw vegetables and fruit would increase vitamins, minerals, and fiber. Fewer eggs and the use of low-fat or fat-free dairy products would help to decrease fat in this diet.

***Figure 2-13*** *In Middle Eastern cuisine, flat bread is often eaten with hummus, tabouleh, or baba ganoush.*

## Middle Eastern Influences

The foodways of the Middle East have intertwined and migrated to other countries. Lamb is the primary meat consumed. Pita and flat bread (unleavened) along with sourdough breads are eaten with meals (Figure 2-13). Legumes are an important part of the diet; these include chickpeas (garbanzo beans), which are used to make hummus. Dairy products in the form of yogurt and feta cheese are used extensively. Fortunately, fresh fruit is eaten for snacks and dessert. For centuries, dates and figs have been a staple in this diet. Pistachios are used to make baklava, a very sweet dessert. At the end of a meal, a dense, sweet coffee is served. The addition of fresh vegetables would be desirable to increase vitamins, minerals, and fiber.

## Asian Influences

Each Asian country has its traditional foods. Most familiar is Chinese, but Japanese cuisine is becoming more available, as are the foods of Southeast Asia. Even though there may not be a wok in every kitchen, the art of stir-frying has become common practice. Cutting vegetables in small pieces and cooking them quickly preserves nutrients. Read the common foods consumed from each country and check how many you have eaten either at home or at a restaurant.

**Chinese Influence.** The Chinese believe that the five essential grains of life are rice, soybeans, barley, wheat, and millet. Their diet uses many vegetables, such as bean sprouts, shitake and other varieties of mushrooms, broccoli, peppers, snow peas, onions, green beans, bok choy, Napa cabbage, asparagus, chili peppers, seaweed, and cucumber (Figure 2-14). Protein is obtained from

***Figure 2-14*** *Steamed, baked, and fried dim sum is part of traditional Chinese cuisine.*

seafood, eggs, pork, chicken, beef, and tofu (soybean curd). Peanut oil for stir-frying and corn oil for deep frying are used extensively. Water chestnuts, walnuts, almonds, cashews, and sesame seeds are used in desserts and stir-fried dishes. Vegetarianism has expanded since the discovery of tofu. Some of the preferred seasonings are soy sauce, garlic, and fresh ginger along with various spices. The use of soy sauce and MSG (monosodium glutamate) may contribute to high blood pressure. Calcium sources are lacking in this diet, perhaps because of lactose intolerance in the Asian populations.

**Japanese Influence.** In ancient times, much of the traditional Japanese cuisine was influenced by the Chinese and Koreans. The medieval period triggered a gradual transformation with new tastes and flavors. The Japanese strive to use only the freshest ingredients. Essential ingredients include bamboo shoots, tofu, cucumbers, eggplant, enoki and other mushrooms, spinach, ginger, seaweed, rice, sesame, and green onions. Their protein is from seafood (both raw and cooked), eggs, and chicken. Seasonings used extensively are **mirin** (rice wine with 40–50% sugar), soy sauce, **miso** (a thick fermented paste made from soybeans), and **wasabi** (Japanese horseradish). Sushi is a well-known food item (Figure 2-15). The Japanese drink green tea rather than milk. Lactose intolerance plays an important role in their choices. Fresh fruit is a needed addition.

**mirin**
rice wine with 40–50% sugar

**miso**
a thick fermented paste made from soybeans

**wasabi**
Japanese horseradish

**Southeast Asian Influence.** India and China have influenced much cooking. Many vegetables are eaten because 75% of the population is agriculture based. Rice is the staple food, but noodles are used often (Figure 2-16). Two times as much fish is consumed compared to other meats; pork, chicken, and beef are eaten less often. Southeast Asians prefer coconut milk to any dairy

***Figure 2-15*** *Sushi is a popular type of Japanese cuisine.*

***Figure 2-16*** *This Thai dish of spicy curry steamed fish pudding and rice is an example of traditional Southeast Asian cuisine.*

***Figure 2-17*** *A sample of traditional Indian curry dishes.*

products. They, like other Asians, use soybean milk, soybean paste, and soy sauce. Fruits are part of the meals. The inhabitants of Southeast Asia, with the exception of Vietnam, eat with their fingers, but this is changing. The ginger plant was first grown here. High blood pressure caused by a high-sodium diet could be an issue. Soy milk is favored because of lactose intolerance.

**Indian Influences.** Religion and climate are two factors in the development of food habits in India. Vegetarianism is very prevalent (over 80%) because of religious beliefs. Lentils, beans, and milk and milk products supply protein to their diet. The rest of the population eats small quantities of meat and fish for their protein. Vegetables grown locally are combined with rice in the south and wheat products in the north (Figure 2-17). Garlic and eggplants are native to India. Curry is a spice but also denotes Indian dishes. Eating with your fingers

is acceptable. Oils used in cooking are sunflower, coconut, and mustard oils. A lack of calcium could be a problem if consumption of milk is inadequate.

## New Immigrant Influences

The United States is made up of immigrants who bring with them wonderful foods that are native to their country. Immigrants will always prepare their native foods and, it is hoped, share them with others. Have you ever thought about what traditional foods your family eats and where they came from?

**Somali Influence.** No pork is eaten because of religious doctrine. Some of the foods in the diet are flat bread (Figure 2-18), millet, cornmeal, rice, noodles, bananas, mangoes, papayas, vegetables, liver, seafood, beans, eggs, pita bread, peanuts, bread, spiced tea with cardamom and cinnamon bark, chicken, lamb, goat, camel, sheep, and some beef. Frankincense is native to Somaliland. It is an aromatic gum resin obtained from various Arabian and East African trees and is chewed after a meal if desired. Lack of milk and milk products could lead to a calcium deficiency. Liver is an integral part of their diet but can lead to high cholesterol.

**Haitian Influence.** African, Spanish, and French culinary influences have shaped Haitian foodways. The Haitian diet is based on starch staples, such as rice, corn, millet, yams, and beans. Only the wealthy can afford meat, lobster, shrimp, duck, and sweet desserts. The country's national dish is rice and beans (Figure 2-19). Haitians tend to fry their meals in pig fat (lard) for enhanced flavor. Tropical fruit, such as avocados, mangoes, pineapples, coconuts, and guava grow abundantly in Haiti. Lack of milk and dairy products in the diet means that there will be a deficiency of calcium. If the poor eat only beans and rice with some fruits and vegetables, malnutrition is a real concern.

**Korean Influence.** In Korea the growing of rice dates back to 2000 B.C. Millet, soybeans, red beans, and other grains were also produced. Red meat is scarce, but chicken and seafood are abundant. Rice is eaten with every meal, along with vegetables. The national dish of Korea is kimchi, a fermented cabbage with spices, green onions, and radishes. Kimchi is native to Korea and

***Figure 2-18*** *Flat bread is often part of traditional Somali meals.*

***Figure 2-19*** *Haiti's national dish is beans and rice.*

is served with each meal. Korean food is very spicy with the use of red pepper paste, green onion, ginger, garlic, and bean paste (Figure 2-20). Soy sauce is used extensively. Fresh fruit, such as apples, pears, persimmons, and melons, or dried fruit are eaten for snacks and dessert. Ninety-nine percent of South Koreans receive adequate nutrition.

**Dominican Republic Influence.** Dominican Republic cuisine is a mix of Spanish and Taino Indian. Goat and chicken are the meats eaten most often by local residents (Figure 2-21). Fresh seafood such as shrimp, mahimahi, rock lobster, and marlin are served often in seaside towns. Tropical fruits such as bananas, papayas, pineapples, mangoes, and avocados are eaten often. Plantains, yuca (cassava), chayote, and rice are starchy foods in the diet. Salad is usually eaten with the midday meal. Enjoyed by many is a drink made by adding fruit juice to milk to make a smoothie. Spicy foods are normal in Caribbean countries but not in the Dominican

***Figure 2-20*** *A traditional Korean meal, served with kimchi, rice, spicy pastes, and sauces.*

***Figure 2-21*** *Cocido is a traditional Dominican Republican stew made with meat, vegetables, and garbanzo beans.*

Republic. A wide variety of foods are available, so choosing wisely will provide adequate nutrients.

**Burmese Influence.** The Burmese people have many varieties of fruits and vegetables. Tropical fruits abound, such as pineapples, papayas, oranges, bananas, mangoes, melons, and coconuts. Cabbage, cucumbers, cauliflower, beets, carrots, bean sprouts, eggplant, kohlrabi, and tomatoes are just some of the vegetables eaten. Carbohydrate sources are rice, noodles, red lentils, and mung peas (Figure 2-22). Protein sources are pork, beef, lamb, chicken, duck, fish or prawns (large shrimp), tofu, and eggs. Vegetable and fruit salads are popular. Fresh fruits are served for dessert, but sweets are eaten as snacks or at breakfast. Choosing foods well will ensure good nutrition.

***Figure 2-22*** *The Burmese version of biryani is often made with rice, chicken, cashew nuts, yogurt, raisins, peas, cloves, cinnamon, saffron, and bay leaves.*

# FOOD PATTERNS BASED ON RELIGION OR PHILOSOPHY

## Jewish

Interpretations of the Jewish dietary laws vary. Persons who adhere to the Orthodox view consider tradition important and always observe the dietary laws. Foods prepared according to these laws are called *kosher* (Figure 2-23). Conservative Jews are inclined to observe the rules only at home. Reform Jews consider their dietary laws to be essentially ceremonial and so minimize their significance. Essentially the laws require the following:

- Slaughtering must be done by a qualified person in a prescribed manner. The meat or poultry must be drained of blood, first by severing the jugular vein and carotid artery, then by soaking in brine before cooking.
- Meat and meat products may not be prepared with milk or milk products.
- The dishes used in the preparation and serving of meat products must be kept separate from those used for dairy foods.
- Dairy products and meat may not be eaten together. At least 6 hours must elapse after eating meat before eating dairy products, and 30 minutes to 1 hour must elapse after eating dairy products before eating meat.
- The mouth must be rinsed after eating fish and before eating meat.
- There are prescribed fast days: Passover Week, Yom Kippur, and the Feast of Purim.

***Figure 2-23*** *Kosher food label.*

- No cooking is done on the Sabbath, from sundown Friday to sundown Saturday.

Jewish dietary laws forbid the eating of the following:

- The flesh of animals without cloven (split) hooves or that do not chew their cud
- Hindquarters of any animal
- Shellfish or fish without scales or fins
- Birds of prey
- Creeping things and insects
- Leavened (contains ingredients that cause it to rise) bread during the Passover

In general, the food served is rich. Chicken and fresh-smoked and salted fish are popular, as are noodles, eggs, and flour dishes. These diets can be deficient in fresh vegetables and milk.

## Roman Catholic

Although the dietary restrictions of the Roman Catholic religion have been liberalized, meat is not allowed on Ash Wednesday and Good Friday, but the pope requests adherents to abstain on the other Fridays during Lent.

## Eastern Orthodox

The Eastern Orthodox religion includes Christians from the Middle East, Russia, and Greece. Although interpretations of the dietary laws vary, meat, poultry, fish, and dairy products are restricted on Wednesdays and Fridays and during Lent and Advent.

## Seventh-Day-Adventist

In general, Seventh-Day Adventists are **lacto-ovo vegetarians,** which means they use milk products and eggs but no meat, fish, or poultry. They may also use nuts, legumes, and meat analogues (substitutes) and tofu. They consider coffee, tea, and alcohol to be harmful.

**lacto-ovo vegetarians**
vegetarians who will eat dairy products and eggs but no meat, poultry, or fish

## Mormon (Latter-Day Saints)

The only dietary restriction observed by the Mormons is the prohibition of coffee, tea, and alcoholic beverages.

## Islamic

Adherents of Islam are called Muslims. Their dietary laws prohibit the use of pork and alcohol, and other meats must be slaughtered according to specific laws. During the month of Ramadan, Muslims do not eat or drink during daylight hours.

## Hindu

To the Hindus, all life is sacred, and animals contain the souls of ancestors. Consequently, most Hindus are vegetarians. They do not use eggs because eggs represent life.

# OTHER FOOD PATTERNS

## Vegetarians

There are several vegetarian diets. The common factor among them is that they do not include red meat. Some include eggs, some fish, some milk, and some even poultry. When carefully planned, these diets can be nutritious. They can even contribute to a reduction of obesity and a reduced risk of high blood pressure, heart disease, some cancers, and possibly diabetes. They must be carefully planned so that they include all the needed nutrients.

Lacto-ovo vegetarians use dairy products and eggs but no meat, poultry, or fish. **Lacto-vegetarians** use dairy products but no meat, poultry, or eggs. **Vegans** avoid all animal foods. They use soybeans, chickpeas, meat analogues, and tofu. It is important that their diets be carefully planned to include appropriate combinations of the essential amino acids. For example, beans served with corn or rice or peanuts eaten with wheat are better in such combinations

**lacto-vegetarians**
vegetarians who eat dairy products

**vegans**
vegetarians who avoid all animal foods

than any of them would be if eaten alone. Vegans can show deficiencies of calcium; vitamins A, D, and $B_{12}$; and, of course, proteins.

### Zen-Macrobiotic Diets

The macrobiotic diet is a system of 10 diet plans, developed from Zen Buddhism. Adherents progress from the lower number diet to the higher, gradually giving up foods in the following order: desserts, salads, fruits, animal foods, soups, and ultimately vegetables, until only cereals—usually brown rice—are consumed. Beverages are kept to a minimum, and only organically grown foods are used. Foods are grouped as yang (male) or yin (female). A ratio of 5:1 yang to yin is considered important. Most macrobiotic diets are nutritionally inadequate. As the adherents give up foods according to plans, their diets become increasingly inadequate. These diets can be especially dangerous because avid adherents promise medical cures from the diets that cannot be attained, and so medical treatment may be delayed when needed.

## CONSIDERATIONS FOR THE HEALTH CARE PROFESSIONAL

Learning and understanding the tools with which to plan a healthy diet are important for all health care professionals so that they can help their clients. All clients should be viewed as individuals whose food customs, which may be different from the health care professional's, must be respected. A registered dietitian will help with a specific diet plan for a hospitalized client. The dietitian will take into account the client's likes, dislikes, and food customs.

## SUMMARY

MyPyramid emphasizes grains, fruits, and vegetables—all plant foods. It also includes milk, yogurt, and cheese; meat, poultry, fish, dry beans, eggs, and nuts; and fats, oils, and sweets. Each group has a recommended number of portions based on specific calorie levels. The recommendations are useful in planning a nutritious diet. The Dietary Guidelines are important tools in the maintenance of good health through good nutrition. Their basic recommendation is to eat a balanced diet.

Food habits have many diverse origins. Nationality, religion, and economic and social status all affect their development. When food customs result in inadequate diets, corrections should be made gradually. Corrections are easier to make and are more effective when the reasons for the food habits are understood.

## DISCUSSION TOPICS

1. Discuss the reasons why health care professionals should practice the rules of good nutrition themselves.
2. How do food habits originate?
3. What effects does environment have on particular food habits? When do the effects of a new environment improve diets, and when do they impair them?

4. From personal experience, explain why certain foods are enjoyed more than others that are commonly available in the local area.
5. Why might Scandinavians like fish more than Hungarians do?
6. Why are Zen-macrobiotic diets dangerous?
7. Discuss vegetarian diets. Are they safe? Explain.
8. Why is it difficult to convince someone to change her or his food habits? Discuss.
9. Define a balanced diet.
10. Describe MyPyramid, including number of servings or portion size recommended for each group.
11. How might one include milk in the diet of a 4-year-old who refuses to drink it?
12. Why would yogurt be a good snack or dessert for a pregnant woman?
13. Alcohol is not considered a food, so why is a Dietary Guideline devoted to it?
14. Why should "crash" or "fad" diets be avoided? What is a better alternative? Why?
15. Discuss the sale of foods with low nutrient density in school cafeterias. Is it a good practice? If so, why? If not, why not? What would your position be on this subject if you were principal of an elementary school? Of a junior or senior high school?

## SUGGESTED ACTIVITIES

1. Give a series of short reports on food customs. Each student should select a different country or area within a country for study. After the reports have been presented, hold a class discussion on whether climate, availability of food, or economic or other factors determine the food customs of the countries studied. Include answers to the following questions: What is the climate of the country? What types of crops are grown there? Are modern methods of agriculture used? Does the country depend on imports for much of its food supply? If so, what foods are imported? Are the majority of the citizens poor? What types of foods are popular? What types are expensive? Which of these foods are produced in the country? Which are imported? What is the prevalent religion?
2. Plan a Good Friday menu for a client of the Roman Catholic faith.
3. Role-play a situation in which a diet counselor tries to persuade a client to use more milk.
4. Buy some fruits and vegetables that are new to you. Bring them to class and sample them. Share ideas about their potential uses. Perhaps these might be added to family menus.
5. Using a restaurant menu, choose breakfast, lunch, and dinner. Check the selection of foods against MyPyramid. Are they balanced meals? Discuss the problems that people who eat all their meals in restaurants might have in maintaining a well-balanced diet.
6. Using the following table, fill in the "Menus" column with the foods eaten in the past 2 days. In the "Food Groups Used" column, list the group to which each food belongs. To evaluate personal dietary habits, fill in the "Food Groups Not Used" column. Compare the table with those of the rest of the class and discuss how your eating habits could be improved.

| Menus | Food Groups Used | Food Groups Not Used |
|---|---|---|
| Breakfast | | |
| Lunch | | |
| Dinner | | |
| Snacks | | |

7. Check labels on sour cream and yogurt containers. Which would be preferable for someone on a fat-restricted diet? Why? How does the calcium content compare?
8. Adapt the following menu for a person of the Orthodox Jewish faith.

| | |
|---|---|
| Baked ham | Bread and butter |
| Scalloped potatoes | Fresh fruit |
| Buttered peas | Milk or coffee |

## REVIEW

Access StudyWARE CD for more review activities

Multiple choice. Select the *letter* that precedes the best answer.

1. Food customs mean one's
   a. food nutrients
   b. food habits
   c. food requirements
   d. all of the above

**2.** Food customs
a. may be based on religion or nationality
b. are always nutritious
c. are easily changed
d. are not affected by one's social status

**3.** Moving to a new environment or experiencing a change in salary
a. rarely changes established food habits
b. usually influences established food habits
c. always reduces the amount of food eaten
d. never reduces the quality of food eaten

**4.** Down-home breads are common to diets of people from
a. Mexico
b. the U.S. Midwest
c. China
d. the U.S. South

**5.** Rice is a popular carbohydrate food in
a. Puerto Rico
b. central Europe
c. northern Europe
d. all of the above

**6.** In general, the diets of U.S. southerners, Mexicans, Puerto Ricans, and Italians would be improved by the addition of more
a. rice
b. corn
c. milk
d. pasta

**7.** A diet of dried beans, corn, and chili peppers would most likely be used by a(n)
a. Mexican family
b. Italian family
c. Armenian family
d. Orthodox Jewish family

**8.** A balanced diet is one that includes
a. equal amounts of carbohydrates and fats
b. no animal products
c. all six classes of nutrients
d. more vegetables than fruits

**9.** Fruits and vegetables are rich sources of
a. vitamins
b. fats
c. proteins
d. all of the above

**10.** Teenagers should have a serving of milk (or its substitute)
a. not more than twice a day
b. three times a day
c. not more than four times a week
d. not at all if they are overweight

**11.** Milk products are made from milk and include
a. butter and margarine
b. yogurt and cottage cheese
c. bean curd and coconut milk
d. all of the above

**12.** Milk and its products are the best dietary source of
a. proteins and fats
b. calcium
c. carbohydrates
d. all of the above

**13.** Breads, cereals, rice, and pasta are rich sources of
a. vitamin D
b. fats
c. carbohydrates
d. all of the above

**14.** Daily intake from the meat group should be
a. 2 oz
b. 5½ oz
c. 8 oz
d. 11 oz

**15.** Foods from the meat group are rich sources of
a. proteins
b. carbohydrates
c. vitamin C
d. all of the above

**16.** An example of a breakfast with high nutrient density is
a. pancakes and cocoa
b. melon, bran muffin, and cocoa made with fat-free milk
c. fruit-flavored beverage, cinnamon bun, and coffee
d. fried eggs, bacon, and coffee

**17.** Excessive amounts of salt in the diet
a. raise cholesterol levels substantially
b. are thought to contribute to hypertension
c. cause cirrhosis of the liver
d. have no relevance to one's nutritional status

**18.** MyPyramid
a. food groups are nutritionally interchangeable
b. is an outline for meal planning for adults only
c. advises that fruits and vegetables be eaten in moderation
d. recommends portion ranges of bread, cereal, rice, and pasta each day

**19.** The Nutrition Labeling and Education Act of 1990
a. requires that descriptive words used for foods be standardized
b. sets maximum amounts of cholesterol allowed for each food serving
c. permits no health claims on food containers
d. does not require the food manufacturer or processor to list the total amounts in each serving of calories, sodium, or dietary fiber

**20.** Foods rich in complex carbohydrates, such as breads and cereals, are also excellent sources of
a. calcium and phosphorus
b. vitamins C and D
c. dietary fiber and B vitamins
d. proteins and fats

**21.** When choosing foods from the meats, poultry, and fish food group, one should be careful to select foods that
a. are rich in calcium and phosphorus
b. provide at least one-half of one's daily need for carbohydrates
c. have limited amounts of protein and iron
d. are low in saturated fats and cholesterol

**22.** The two vitamins that the Nutrition Labeling and Education Act of 1990 requires be included as amounts per serving on food labels are
a. vitamin A and thiamine
b. niacin and folic acid
c. vitamins A and C
d. vitamins D and K

**23.** Immoderate use of alcoholic beverages
a. by pregnant women can cause birth defects
b. can cause cirrhosis of the liver only in men
c. has little or no effect on one's nutritional status
d. has no effect on one's appetite

# CASE IN POINT

StudyWARE

## JEFFREY: PLANNING A HEALTHY DIET

Jeffrey, a Native American, has lived on his reservation in Idaho all his life. He and his family have enjoyed fresh homegrown vegetables, and fish has been a staple in his diet. Jeff attended the local reservation high school and earned a scholarship to move from Idaho to attend Arizona University in Scottsdale. Jeff's mother is concerned about his health. She knows that Jeff will experience some foods that may not be very good for him. She wants him to be aware of the consequences of alcohol, fast foods, and drugs. Upon freshmen orientation, she sets up a meeting for Jeff in the Student Health Clinic. He will be seeing a nurse practitioner and a dietitian.

### ASSESSMENT

1. What factors will be influencing Jeff as he attends college?
2. List the subjective information that can be obtained from Jeff and his mother about his eating habits.
3. What can you caution Jeff regarding his introduction into the college world of nutrition?
4. How significant are these problems?

### DIAGNOSIS

5. Write a nursing diagnosis for Jeff.

### PLAN/GOAL

6. What changes will Jeff expect to see if he decides to eat less healthily?
7. What situations will be most stressful to Jeff?

### IMPLEMENTATION

8. List some strategies Jeff can use to help keep himself healthy.
9. What substitutes would Jeff be able to make to be able to fit in with the crowd and still be eating well?
10. What would you caution Jeff about in regard to stressful situations?

### EVALUATION/OUTCOME CRITERIA

11. How will Jeff be able to determine his success for healthy eating?
12. How well will Jeff be able to associate body changes with poor food choices?

### THINKING FURTHER

13. Who else will benefit from Jeff's food choices?
14. What information on the Internet could benefit Jeff?

### RATE THIS PLATE

Jeff met with the dietitian to better understand what types of food would be served in the dining hall and what would be the best choices for him to eat since he didn't want to gain the "freshman 15." The dietitian gave Jeff a copy of MyPyramid and figured his caloric needs to be 2,400 calories daily. The dietitian accessed www.mypyramid.gov, and the two of them went through the entire program together, with the dietitian showing Jeff how to input his foods to determine his caloric intake. The dietitian had Jeff plan a meal that he would eat, and then they analyzed it. Rate this plate.

**1 1/2 cups beef and noodles**
**1/2 cup mashed potatoes**
**1/2 cup green beans**
**Tossed salad**
**2 Tbsp regular ranch dressing**
**2 whole-grain rolls with 2 tsp butter**
**1 cup mixed fruit**
**Ice cream cone with 1/2 cup ice cream**

How did Jeff do with his planning? Does this meal follow the serving sizes on MyPyramid? Analyze Jeff's meal plan using the MyPyramid Web site and then determine how many servings in each food group he has left for the rest of the day. Would you change any portion sizes, and if so, which ones?

StudyWARE

# CASE IN POINT

## TARA: LIVING WITH MIGRAINES

Tara, a native of Puerto Rico, has suffered from migraine headaches since she was 13. Tara does not like to take medicine and feels that the drugs and pharmacopeias of the Western world inhibit the body and cause more problems. At 25, Tara decides that she will follow a vegan diet to rid herself of the migraines. For a long time she has felt that by following the vegetarian way of life, she will rid her body of toxins from animal protein. Tara has adopted the vegan diet.

### ASSESSMENT

1. What subjective data do you have?
2. What objective data does the nurse need about Tara to assess her current state of health?
3. What information would be obtained from a food diary and food history?
4. What potential problems need to be addressed with Tara?

### DIAGNOSIS

5. Write a nursing diagnosis for Tara.

### PLAN/GOAL

6. What changes will there be in Tara's diet, and how can Tara measure changes in her health?

### IMPLEMENTATION

7. Which dietary guidelines will be controversial for Tara's health?
8. What foods would be of benefit to Tara to give up?
9. How would you, as a dietition, advise Tara regarding her choice of diets?

### EVALUATION/OUTCOME CRITERIA

10. If Tara does decide to follow a vegan diet, what criteria should be used to monitor Tara's health?
11. Which indicators would be present if the diet was harmful to Tara?

### THINKING FURTHER

12. How would the Internet be helpful to Tara?
13. How could you use this lesson in other situations?

### RATE THIS PLATE

Tara has decided to eliminate everything she can in her diet that would cause a migraine headache. This is the lunch she chose to eat. Rate this plate.

**Black bean chili**
- **Black beans**
- **Jalapenos**
- **Bulgur**
- **Canned diced tomatoes**
- **Onion**
- **Green peppers**
- **Garlic**
- **Vegetable bouillon**
- **Chili powder, cayenne pepper, cumin**

**Sliced avocadoes**
**Tortilla chips**
**Decaf tea with aspartame (Equal)**

Tara is new at being a vegan vegetarian. How did she do? Everything looks vegan, but will just being a vegan eliminate her migraine headaches? Is there an amino acid that may be triggering her headaches? Check out the Internet for a migraine diet to see if she has eliminated everything she needs to. What did you find?




# DIGESTION, ABSORPTION, AND METABOLISM

## KEY TERMS

StudyWARE

absorption
adipose tissue
aerobic metabolism
anabolism
anaerobic metabolism
basal metabolism rate (BMR)
bile
bolus
bomb calorimeter
calorie
capillaries
cardiac sphincter
catabolism
catalyst
chemical digestion
cholecystokinin (CKK)
chyme
colon
duodenum
energy balance
energy requirement
enzymes
esophagus
feces
fundus (of stomach)
gastric juices
gastrin
gastrointestinal (GI) tract
hormones
hydrolysis
ileum
jejunum
kilocalorie (kcal)
Krebs cycle
lactase
lacteals
lean body mass
lymphatic system
maltase
mechanical digestion
metabolism
pancreas
pancreatic amylase
pancreatic lipase
pancreatic protease
pepsin
peptidases
peristalsis
pylorus
resting energy expenditure (REE)
saliva
salivary amylase
secretin
sucrase
villi

## OBJECTIVES

After studying this chapter, you should be able to:

- Describe the processes of digestion, absorption, and metabolism
- Name the organs in the digestive system and describe their functions
- Name the enzymes or digestive juices secreted by each organ and gland in the digestive system
- Calculate your basal metabolic rate (BMR)

Although the body is infinitely more complex than the automobile engine, it may be compared to the engine because both require fuel to run. The body's fuel is, of course, food. For the body to use its fuel, it must first prepare the food and then distribute it appropriately. It does this through the processes of digestion and absorption. The actual use of the food as fuel, resulting in energy, is called **metabolism.**

## DIGESTION

**Digestion** is the process whereby food is broken down into smaller parts, chemically changed, and moved through the gastrointestinal system. The **gastrointestinal (GI) tract** consists of the body structures that participate in digestion. Digestion begins in the mouth and ends at the anus. Along the entire GI tract secretions of mucus lubricate and protect the mucosal tissues. As the process of digestion is discussed, refer to Figure 3-1 and note the locations of the structures that perform the functions of digestion.

**metabolism**
the use of the food by the body after digestion which results in energy

**digestion**
breakdown of food in the body in preparation for absorption

**gastrointestinal (GI) tract**
pertaining to the digestive system

**mechanical digestion**
the part of digestion that requires certain mechanical movements such as chewing, swallowing, and peristalsis

**peristalsis**
rhythmical movement of the intestinal tract; moves the chyme along

## EXPLORING THE WEB

Visit the Web site of the American College of Gastroenterology. Browse around the Web site and become familiar with common problems related to digestion and the gastrointestinal tract. Create fact sheets for the common disorders and include tips for combating some of the disorders. Choose one topic from the Web site to discuss with the class.

Digestion occurs through two types of action—mechanical and chemical. During **mechanical digestion,** food is broken into smaller pieces by the teeth. It is then moved along the gastrointestinal tract through the esophagus, stomach, and intestines. This movement is caused by a rhythmic contraction of the muscular walls of the tract called **peristalsis.** Mechanical digestion helps to prepare food for chemical digestion by breaking it into smaller pieces. Several small pieces collectively have more surface area than fewer large ones and thus are more readily broken down by digestive juices.

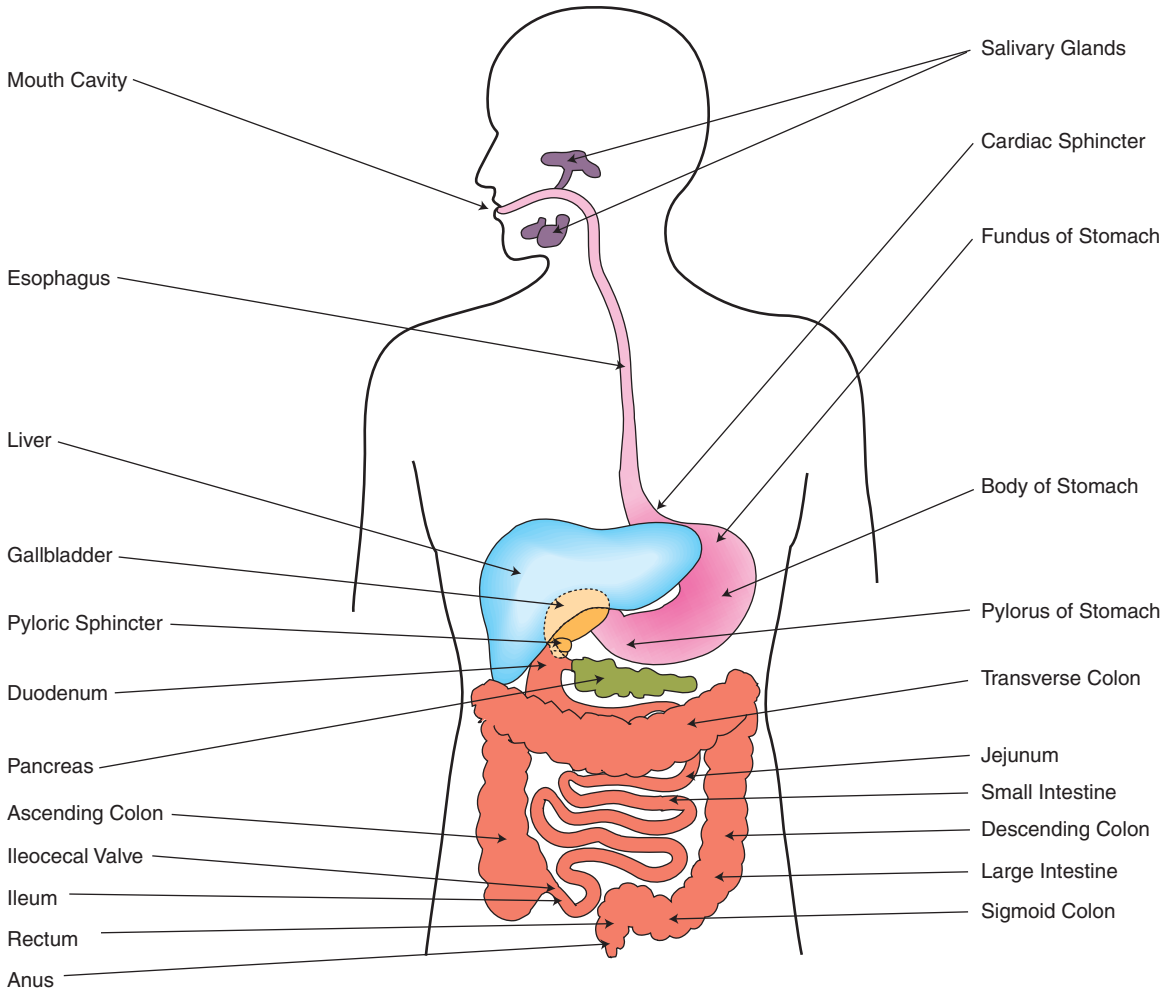


***Figure 3-1*** *The digestive system.*

During **chemical digestion,** the composition of carbohydrates, proteins, and fats is changed. Chemical changes occur through the addition of water and the resulting splitting, or breaking down, of the food molecules. This process is called **hydrolysis.** Food is broken down into nutrients that the tissues can absorb and use. Hydrolysis also involves digestive **enzymes** that act on food substances, causing them to break down into simple compounds. An enzyme can also act as a **catalyst,** which speeds up the chemical reactions without itself being changed in the process. Digestive enzymes are secreted by the mouth, stomach, **pancreas,** and small intestine (Table 3-1). An enzyme is often named for the substance on which it acts. For example, the enzyme sucrase acts on sucrose, the enzyme maltase acts on maltose, and lactase acts on lactose.

**chemical digestion**
chemical changes in foods during digestion caused by hydrolysis

**hydrolysis**
the addition of water resulting in the breakdown of the molecule

**enzymes**
organic substances that cause changes in other substances

**catalyst**
a substance that causes another substance to react

**pancreas**
gland that secretes enzymes essential for digestion and insulin, which is essential for glucose metabolism

## Digestion in the Mouth

Digestion begins in the mouth, where the food is broken into smaller pieces by the teeth and mixed with saliva (Figure 3-2). At this point, each mouthful of food that is ready to be swallowed is called a **bolus. Saliva** is a secretion of the salivary glands that contains water, salts, and a digestive enzyme called **salivary amylase** (also called ptyalin), which acts on complex carbohydrates (starch). Food is normally held in the mouth for such a short time that only small amounts of carbohydrates are chemically changed there. The salivary glands also secrete a mucous material that lubricates and binds food particles to help in swallowing the bolus. The final chemical digestion of carbohydrates occurs in the small intestine.

**bolus**
food in the mouth that is ready to be swallowed

**saliva**
secretion of the salivary glands

**salivary amylase**
also called ptyalin; the enzyme secreted by the salivary glands to act on starch

***Table 3-1*** ***Enzymes and Foods Acted Upon***

| SOURCE | ENZYME | FOOD ACTED UPON |
|---|---|---|
| Mouth | Salivary amylase | Starch |
| Stomach | Pepsin | Proteins |
| | Rennin | Proteins in milk |
| | Gastric lipase | Emulsified fat |
| Small intestine | Pancreatic amylase | Starch |
| | Pancreatic proteases (trypsin) (chymotrypsin) (carboxypeptidases) | Proteins |
| | Pancreatic lipase (steapsin) | Fats |
| | Lactase | Lactose |
| | Maltase | Maltose |
| | Sucrase | Sucrose |
| | Peptidases | Proteins |

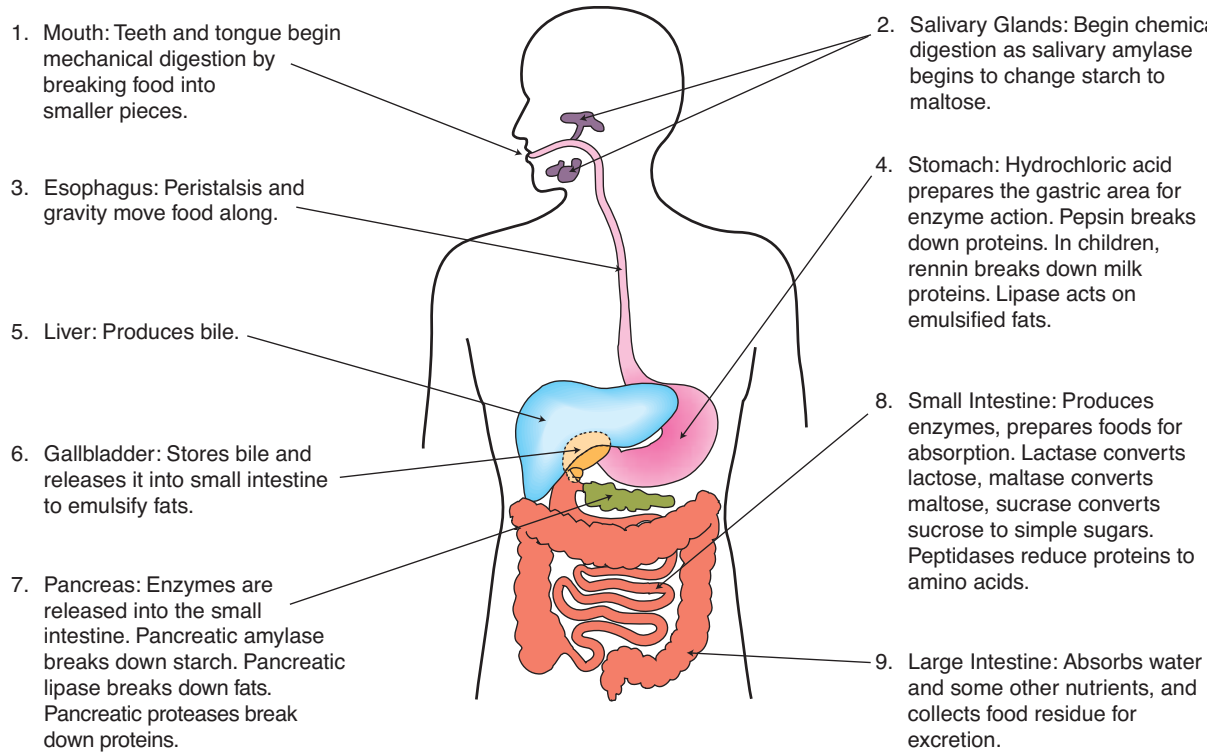


***Figure 3-2*** *Basic functions of the digestive system.*

## The Esophagus

**esophagus**
tube leading from the mouth to the stomach; part of the gastrointestinal system

**cardiac sphincter**
the muscle at the base of the esophagus that prevents gastric reflux from moving into the esophagus

The **esophagus** is a 10-inch muscular tube through which food travels from the mouth to the stomach. When swallowed, the bolus of food is moved down the esophagus by peristalsis and gravity. At the lower end of the esophagus, the **cardiac sphincter** opens to allow passage of the bolus into the stomach. The cardiac sphincter prevents the acidic content of the stomach from flowing back into the esophagus. When this sphincter malfunctions, it causes acid reflux disease.

## Digestion in the Stomach

**fundus (of the stomach)**
upper part of the stomach

**pylorus**
the end of the stomach nearest the intestine

**chyme**
the food mass as it has been mixed with gastric juices

**gastrin**
hormone released by the stomach

The stomach consists of an upper portion known as the **fundus,** a middle area known as the body of the stomach, and the end nearest the small intestine called the **pylorus.** Food enters the fundus and moves to the body of the stomach, where the muscles in the stomach wall gradually knead the food, tear it, and mix it with gastric juices, and with the intrinsic factor necessary for the absorption of vitamin $B_{12}$, before it can be propelled forward in slow, controlled movements. The food becomes a semiliquid mass called **chyme** (pronounced "kime"). When the chyme enters the pylorus, it causes distention and the release of the hormone **gastrin,** which increases the release of gastric juices.

**Gastric juices** are digestive secretions of the stomach. They contain hydrochloric acid, **pepsin,** and mucus. Hydrochloric acid activates the enzyme pepsin, prepares protein molecules for partial digestion by pepsin, destroys most bacteria in the food ingested, and makes iron and calcium more soluble. As the hydrochloric acid is released, a thick mucus is also secreted to protect the stomach from this harsh acid. In children, there are two additional enzymes: rennin, which acts on milk protein and casein, and gastric lipase, which breaks the butterfat molecules of milk into smaller molecules.

In summary, the functions of the stomach include the following:

- Temporary storage of food
- Mixing of food with gastric juices
- Regulation of a slow, controlled emptying of food into the intestine
- Secretion of the intrinsic factor for vitamin $B_{12}$ (to be discussed in Chapter 7)
- Destruction of most bacteria inadvertently consumed

## Digestion in the Small Intestine

Chyme moves through the pyloric sphincter into the **duodenum,** the first section of the small intestine. Chyme subsequently passes through the **jejunum,** the midsection of the small intestine, and the **ileum,** the last section of the small intestine.

When food reaches the small intestine, the hormone **secretin** causes the pancreas to release sodium bicarbonate to neutralize the acidity of the chyme. The gallbladder is triggered by the hormone **cholecystokinin (CCK),** which is produced by intestinal mucosal glands when fat enters, to release **bile.** Bile is produced in the liver but stored in the gallbladder. Bile emulsifies fat after it is secreted into the small intestine. This action enables the enzymes to digest the fats more easily.

Chyme also triggers the pancreas to secrete its juice into the small intestine. Pancreatic juice contains the following enzymes:

- Trypsin, chymotrypsin, and carboxypeptidases split proteins into smaller substances. These are called **pancreatic proteases** because they are protein-splitting enzymes produced by the pancreas.
- **Pancreatic amylase** converts starches (polysaccharides) to simple sugars.
- **Pancreatic lipase** reduces fats to fatty acids and glycerol.

The small intestine itself produces an intestinal juice that contains the enzymes **lactase, maltase,** and **sucrase.** These enzymes split lactose, maltose, and sucrose, respectively, into simple sugars. The small intestine also produces enzymes called **peptidases** that break down proteins into amino acids.

## The Large Intestine

The large intestine, or **colon,** consists of the cecum, colon, and rectum. The cecum is a blind pouchlike beginning of the colon in the right lower quadrant of the abdomen. The appendix is a diverticulum that extends off the cecum. The

**gastric juices**
the digestive secretions of the stomach

**pepsin**
an enzyme secreted by the stomach that is essential for the digestion of proteins

**duodenum**
first (and smallest) section of the small intestine

**jejunum**
middle section comprising about two-fifths of the small intestine

**ileum**
last part of the small intestine

**secretin**
hormone causing the pancreas to release sodium bicarbonate to neutralize acidity of the chyme

**cholecystokinin (CKK)**
hormone that triggers the gallbladder to release bile

**bile**
secretion of the liver, stored in the gallbladder, essential for the digestion of fats

**pancreatic proteases**
enzymes secreted by the pancreas that are essential for the digestion of protein

**pancreatic amylase**
the enzyme secreted by the pancreas that is essential for the digestion of starch

**pancreatic lipase**
enzyme secreted by the pancreas that is essential for the digestion of fat

**lactase**
enzyme secreted by the small intestine for the digestion of lactose

**maltase**
enzyme secreted by the small intestine essential for the digestion of maltose

**sucrase**
enzyme secreted by the small intestine to aid in digestion of sucrose

**peptidases**
enzymes secreted by the small intestine that are essential for the digestion of protein

**colon**
large intestine

cecum is separated from the ileum by the ileocecal valve and is considered to be the beginning of the large intestine (colon). Its primary function is to absorb water and salts from undigested food. It has a muscular wall that can knead the contents to enhance absorption. One of the end products of fermentation in the cecum is volatile fatty acids. The major volatile fatty acids are acetate, propionate, and butyrate. These are absorbed from the large intestine and used as sources of energy. The digested food then enters the ascending colon and moves through the transverse colon and on to the descending colon, the sigmoid colon, the rectum, and, finally, the anal canal.

## ABSORPTION

**absorption**
passage of nutrients into the blood or lymphatic system

After digestion, the next major step in the body's use of its food is absorption (Figure 3-3). **Absorption** is the passage of nutrients into the blood or **lymphatic system** (the lymphatic vessels carry fat-soluble particles

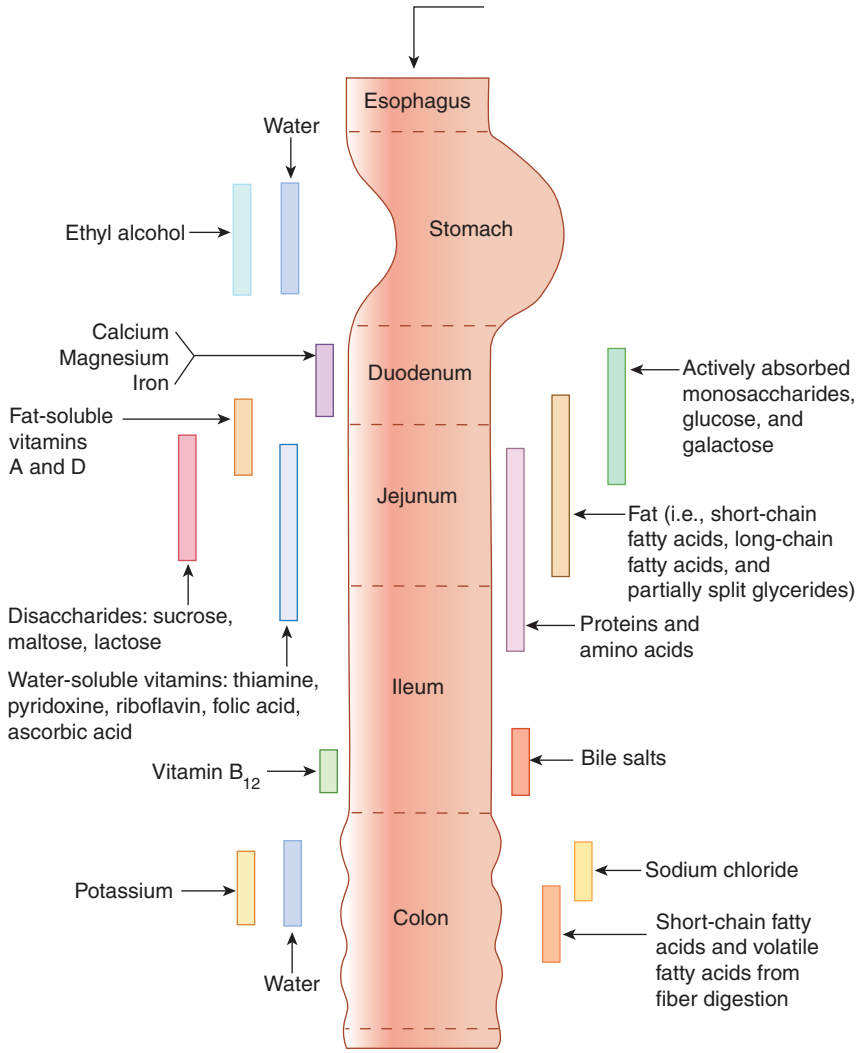


***Figure 3-3*** *Absorption in the gastrointestinal tract.*

and molecules that are too large to pass through the capillaries into the bloodstream).

To be absorbed, nutrients must be in their simplest forms. Carbohydrates must be broken down to the simple sugars (glucose, fructose, and galactose), proteins to amino acids, and fats to fatty acids and glycerol. Most absorption of nutrients occurs in the small intestine, although some occurs in the large intestine. Water is absorbed in the stomach, small intestine, and large intestine.

## Absorption in the Small Intestine

The small intestine is approximately 22 feet long. Its inner surface has mucosal folds, villi, and microvilli to increase the surface area for maximum absorption. The fingerlike projections called **villi** have hundreds of microscopic, hairlike projections called microvilli. The microvilli are very sensitive to the nutrient needs of our bodies (Figure 3-4). Each villus contains numerous blood **capillaries** (tiny blood vessels) and **lacteals** (lymphatic vessels). The villi absorb nutrients from the chyme by way of these blood capillaries and lacteals, which eventually transfer them to the bloodstream. Glucose, fructose, galactose, amino acids, minerals, and water-soluble vitamins are absorbed by the capillaries. Fructose and galactose are subsequently carried to the liver, where they are converted to glucose. Lacteals absorb glycerol and fatty acids (end products of fat digestion) in addition to the fat-soluble vitamins.

## Absorption in the Large Intestine

When the chyme reaches the large intestine, most digestion and absorption have already occurred. The colon walls secrete mucus as a protection from the acidic digestive juices in the chyme, which is coming from the small intestine through the ileocecal valve.

The major tasks of the large intestine are to absorb water, to synthesize some B vitamins and vitamin K (essential for blood clotting), and to collect food residue. Food residue is the part of food that the body's enzyme action cannot digest and consequently the body cannot absorb. Such residue is commonly called dietary fiber. Examples include the outer hulls of corn kernels and grains of wheat, celery strings, and apple skins. It is important that the diet contain adequate fiber because it promotes the health of the large intestine by helping to produce softer stools and more frequent bowel movements (see Chapter 4).

Undigested food is excreted as **feces** by way of the rectum. In healthy people, 99% of carbohydrates, 95% of fat, and 92% of proteins are absorbed.

**EXPLORING THE WEB**

For a fun animation showing the process of digestion and absorption, visit www.kitses.com. Under animation, click on the BBC/Digestion sequence. This will take a short time to download. Geared toward children, this animation demonstrates the process of digestion and absorption. Create a Web link to this page to use as a teaching aid for pediatric clients.

**lymphatic system**
transports fat-soluble substances from the small intestine to the vascular system

**villi**
tiny, hairlike structures in the small intestines through which nutrients are absorbed

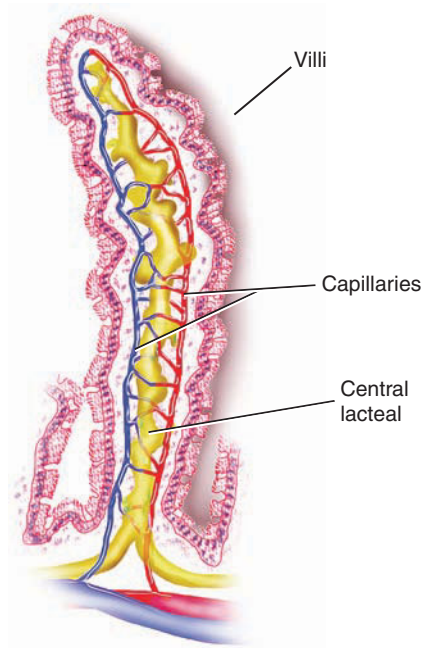


***Figure 3-4*** *Wall of the small intestine.*

**capillaries**
tiny blood vessels connecting veins and arteries

**lacteals**
lymphatic vessels in the small intestine that absorb fatty acids and glycerol

**feces**
solid waste from the large intestine

**aerobic metabolism**
combining nutrients with oxygen within the cell; also called oxidation

**anaerobic metabolism**
reduces fats without use of oxygen

**Krebs cycle**
a series of enzymatic reactions that serve as the main source of cellular energy

**anabolism**
the creation of new compounds during metabolism

**catabolism**
the breakdown of compounds during metabolism

# METABOLISM

After digestion and absorption, nutrients are carried by the blood to the cells of the body. Within the cells, nutrients are changed into energy through a complex process called metabolism. During **aerobic metabolism,** nutrients are combined with oxygen within each cell. This process is known as oxidation. Oxidation ultimately reduces carbohydrates to carbon dioxide and water; Proteins are reduced to carbon dioxide, water, and nitrogen. **Anaerobic metabolism** reduces fats without the use of oxygen. The complete oxidation of carbohydrates, proteins, and fats is commonly called the **Krebs cycle.**

As nutrients are oxidized, energy is released. When this released energy is used to build new substances from simpler ones, the process is called **anabolism.** An example of anabolism is the formation of new body tissues. When released energy is used to reduce substances to simpler ones, the process is called **catabolism.** This building up (anabolism) and breaking down (catabolism) of substances is a continuous process (metabolism) within the body and requires a continuous supply of nutrients.

## Metabolism and the Thyroid Gland

Metabolism is governed primarily by the **hormones** secreted by the thyroid gland. These secretions are *triiodothyronine* ($T_3$) and *thyroxine* ($T_4$). When the thyroid gland secretes too much of these hormones, a condition known as hyperthyroidism may result. In such a case, the body metabolizes its food too quickly, and weight is lost. When too little $T_4$ and $T_3$ are secreted, the condition called hypothyroidism may occur. In this case, the body metabolizes food too slowly, and the patient tends to become sluggish and accumulates fat.

### *In The Media*

**CHEMICALS IN GRILLED MEAT INCREASE RISK OF CANCER**

The Department of Health and Human Services has added heterocyclic amines to its list of carcinogens. These compounds are formed in red meat, poultry, and fish during grilling. In 1999 research conducted by the National Cancer Institute found that the odds of developing colorectal cancer was highly linked to the consumption of red meat, especially when grilled or well done. An outcome of this study indicates that these chemicals are primarily found in meat cooked at high temperatures or exposed to flames. A positive note is that marinating can have a protective effect on meat.

(Adapted from *The New York Times,* April 2005.)

**hormones**
chemical messengers secreted by a variety of glands

**kilocalorie (kcal)**
the unit used to measure the fuel value of foods

**calorie**
represents the amount of heat needed to raise the temperature of 1 kilogram of water 1 degree Celsius (C)

# ENERGY

Energy is constantly needed for the maintenance of body tissue and temperature and for growth (involuntary activity), as well as for voluntary activity. Examples of voluntary activity include walking, running, swimming, gardening, and so on. The three groups of nutrients that provide energy to the body are carbohydrates, proteins, and fats. Carbohydrates are and should be the primary energy source (see Chapter 4).

## Energy Measurement

The unit used to measure the energy value of foods is the **kilocalorie,** or **kcal,** commonly known as the large calorie, or **calorie.** In the metric system it is known as the kilojoule. One kilocalorie is equal to 4.184 kilojoules, but this may be rounded off to 4.2 kilojoules. A calorie is the amount of heat needed to raise the temperature of 1 kilogram of water 1 degree Celsius (C).

The number of calories in a food is its energy value, or caloric density. Energy values of foods vary a great deal because they are determined by the types and amounts of nutrients each food contains.

One gram of carbohydrate yields 4 calories; 1 gram of protein yields 4 calories; and 1 gram of fat yields 9 calories. One gram of alcohol yields 7 calories.

The energy values of foods are determined by a device known as a **bomb calorimeter.** The inner part of a calorimeter holds a measured amount of food, and the outer part holds water. The food is burned, and its caloric value is determined by the increase in the temperature of the surrounding water. The number of calories in average servings of common foods is listed in Table A-D of the appendix.

**bomb calorimeter**
device used to scientifically determine the kcal value of foods

## Basal Metabolic Rate

One's basal metabolism is the energy necessary to carry on all involuntary vital processes while the body is at rest. These processes are respiration, circulation, regulation of body temperature, and cell activity and maintenance. The rate at which energy is needed only for body maintenance is called the **basal metabolism rate (BMR).** The BMR may be referred to as the **resting energy expenditure (REE).**

Medical tests can determine one's BMR (or REE). When such a test is given, the body is at rest and performing only the essential, involuntary functions. Voluntary activity is not measured in a BMR test. Factors that affect one's BMR are lean body mass, body size, sex, age, heredity, physical condition, and climate.

**Lean body mass** is muscle as opposed to fat tissue. Because there is more metabolic activity in muscle tissue than in fat or bone tissue, muscle tissue requires more calories than does fat or bone tissue. People with large body frames require more calories than do people with small frames because the former have more body mass to maintain and move than do those with small frames.

Men usually require more energy than women. They tend to be larger and to have more lean body mass than women do.

Children require more calories per pound of body weight than adults because they are growing. As people age, the lean body mass declines, and the basal metabolic rate declines accordingly. Heredity is also a determining factor. One's BMR may resemble one's parents', just as one's appearance may. One's physical condition also affects the BMR. For example, women require more calories during pregnancy and lactation than at other times. The basal metabolic rate increases during fever and decreases during periods of starvation or severely reduced calorie intake. People living and working in extremely cold or warm climates require more calories to maintain normal body temperature than they would in a more temperate climate.

**basal metabolism rate (BMR)**
the rate at which energy is needed for body maintenance; also referred to as resting energy expenditure (REE)

**resting energy expenditure (REE)**
same as basal metabolism rate (BMR)

**lean body mass**
percentage of muscle tissue

## Thermic Effect of Food

The body requires energy to process food (digestion, absorption, transportation, metabolism, and storage); this requirement represents 10% of daily energy (calorie) intake. Multiply BMR by 0.10 and add to the BMR (REE) before an activity factor is calculated.

## SUPERSIZE USA

When you drive through the fast-food restaurant, keep in mind the following worst fast-food choices:

| Order | Calories | Fat | Carbs | Protein | Sodium |
|---|---|---|---|---|---|
| Burger King Enormous Omelet Sandwich | 730 | 47 g | 43 g | 32 g | 1,860 mg |
| Carl's Jr. Breakfast Burger | 830 | 46 g | 65 g | 38 g | N/A |
| Denny's Fabulous French Toast Platter | 1,261 | 79 g | 110 g | 44 g | 2,495 mg |
| Denny's French Slam | 1,196 | 83 g | 74 g | 48 g | 2,302 mg |
| Hardee's Monster Thickburger | 1,417 | 107 g | 49 g | 64 g | 2,651 mg |
| Burger King Double Whopper with Cheese | 1,060 | 69 g | 53 g | 56 g | 1,540 mg |
| Wendy's Big Bacon Classic | 580 | 29 g | 45 g | 33 g | 1,430 mg |
| McDonald's Double Quarter Pounder with Cheese | 770 | 47 g | 39 g | 46 g | 1,440 mg |

Source: Data retrieved from Web site for each fast-food restaurant.

**Estimating BMR.** Dietitians commonly use the Harris-Benedict equation to determine the BMR (REE) of persons over the age of 18. This equation uses height, weight, and age as factors and results in a more individualized estimate of the REE than some other methods (Figure 3-5).

Another method used to estimate one's BMR, or REE, is the following:

1. Convert body weight from pounds to kilograms (kg) by dividing pounds by 2.2 (2.2 pounds equal 1 kilogram).
2. Multiply the kilograms by 24 (hours per day).
3. Multiply the answer obtained in step 2 above by 0.9 for a woman and by 1.0 for a man.

For example, assume that a woman weighs 110 pounds. Divide 110 by 2.2 for an answer of 50 kg. Multiply 50 kg by 24 hours in a day for an answer of 1,200 calories. Then multiply 1,200 calories by 0.9 for an answer of 1,080 calories. This is the estimated basal metabolic energy requirement for that particular woman.

Female: **REE = 655 + (9.6 × weight in kg) + (1.8 × height in cm) – (4.7 × age)**

Male: **REE = 66 + (13.7 × weight in kg) + (5 × height in cm) – (6.8 × age)**

*W* = weight in kilograms (kg) (weight in pounds ÷ 2.2 = kg)
*H* = height in centimenters (cm) (height in inches x 2.54 = cm)
*A* = age in years

***Figure 3-5*** *Harris-Benedict equation (Harris & Benedict, 1919).*

**Table 3-2 *MyPyramid Food Intake Patterns***

**ESTIMATED DAILY CALORIE NEEDS**

To determine which food intake pattern to use for an individual, the following chart gives an estimate of individual calorie needs. The calorie range for each age and gender is based on physical activity level, from sedentary to active. Sedentary means a lifestyle that includes only the light physical activity associated with typical day-to-day life. Active means a lifestyle that includes physical activity equivalent to walking more than 3 miles per day at 3 to 4 miles per hour, in addition to the light physical activity associated with typical day-to-day life.

| | CALORIE RANGE SEDENTARY | → | ACTIVE | | CALORIE RANGE SEDENTARY | → | ACTIVE |
|---|---|---|---|---|---|---|---|
| ***Children*** | | | | ***Males*** | | | |
| 2–3 years | 1,000 | → | 1,400 | 4–8 years | 1,400 | → | 2,000 |
| ***Females*** | | | | 9–13 | 1,800 | → | 2,600 |
| 4–8 years | 1,200 | → | 1,800 | 14–18 | 2,200 | → | 3,200 |
| 9–13 | 1,600 | → | 2,200 | 19–30 | 2,400 | → | 3,000 |
| 14–18 | 1,800 | → | 2,400 | 31–50 | 2,200 | → | 3,000 |
| 19–30 | 2,000 | → | 2,400 | 51+ | 2,000 | → | 2,800 |
| 31–50 | 1,800 | → | 2,200 | | | | |
| 51+ | 1,600 | → | 2,200 | | | | |

Source: From U.S. Department of Agriculture, Center for Nutrition Policy and Promotions. *MyPyramid Food Intake Patterns.* April, 2005. http://www.MyPyramid.gov/downloads/MyPyramid_Food_Intake_Patterns.pdf.

## Calculating Total Energy Requirements

An individual's average daily **energy requirement** is the total number of calories needed in a 24-hour period. Energy requirements of people differ, depending on BMR (REE) and activities. More energy is burned playing soccer than playing the piano. Refer to Table 3-2 for calorie guidelines according to MyPyramid.

Table 3-3 shows suggested weights for adults according to height.

**energy requirement**
number of calories required by the body each day

### SPOTLIGHT on Life Cycle

Part of the latest research by the Food and Nutrition Board of the National Institute of Medicine focused on the energy requirements needed by individuals. The Estimated Energy Requirement (EER) is the dietary energy intake that will maintain energy balance in a healthy adult. A defined age, gender, weight, height (use the Harris-Benedict equation), thermic effect of food, and level of physical activity (Table 3-2) that would be consistent with good health were the parameters used. There is no Recommended Dietary Allowance for energy since energy intakes above the EER would most likely result in weight gain.

**adipose tissue**
fatty tissue

**energy balance**
occurs when the caloric value of food ingested equals the calories expended

**Table 3-3 Suggested Weights for Adults**

| Height (without shoes) | Weight in Pounds Without Clothes 19 to 34 years | 35 years and over |
|---|---|---|
| 5′0″ | 97–128 | 108–138 |
| 5′1″ | 101–132 | 111–143 |
| 5′2″ | 104–137 | 115–148 |
| 5′3″ | 107–141 | 119–152 |
| 5′4″ | 111–146 | 122–157 |
| 5′5″ | 114–150 | 126–162 |
| 5′6″ | 118–155 | 130–167 |
| 5′7″ | 121–160 | 134–172 |
| 5′8″ | 125–164 | 138–178 |
| 5′9″ | 129–169 | 142–183 |
| 5′10″ | 132–174 | 146–188 |
| 5′11″ | 136–179 | 151–194 |
| 6′0″ | 140–184 | 155–199 |
| 6′1″ | 144–189 | 159–205 |
| 6′2″ | 148–195 | 164–210 |
| 6′3″ | 152–200 | 168–216 |
| 6′4″ | 156–205 | 173–222 |
| 6′5″ | 160–211 | 177–228 |
| 6′6″ | 164–216 | 182–234 |

Note: The higher weights in the ranges generally apply to men, who tend to have more muscle and bone; the lower weights more often apply to women, who have less muscle and bone.

Source: U.S. Department of Health and Human Services and U.S. Department of Agriculture. *Dietary Guidelines for Americans.* 3rd edition. Retrieved June 19, 2009, from http://www.cnpp.usda.gov/publications/DietaryGuidelines/1990/DG1990pub.pdf.

## Energy Balance

A person who takes in fewer calories than she or he burns usually loses weight. If someone takes in more calories than she or he burns, the body stores them as **adipose tissue** (fat). Some adipose tissue is necessary to protect the body and support its organs. Adipose tissue also helps regulate body temperature, just as insulation helps regulate the temperature of a building. An excess of adipose tissue, however, leads to obesity, which can endanger health because it puts extra burdens on body organs and systems. For the healthy person, the goal is **energy balance.** This means that the number of calories consumed matches the number of calories required for one's BMR (REE) and activity.

## CONSIDERATIONS FOR THE HEALTH CARE PROFESSIONAL

The health care professional will find that clients may make broad statements concerning the way their bodies work. An example would be: "Milk doesn't agree with me." This is when the appropriate questions need to be asked, such as "Does it cause flatulence (gas)?" or "Do you have to go to the bathroom immediately?" The first is a classic symptom of lactose intolerance, whereas the latter could indicate an allergy or other serious problems that would require further work-up. Clients needing education about metabolism and energy requirements may tell you that they don't eat anything but keep gaining weight or that they exercise all the time but don't lose an ounce. Clients deserve current and correct health information; therefore, health care professionals must continually educate themselves in order to provide the most accurate information to their clients.

# SUMMARY

The body is comparable to an automobile engine because both require fuel. Food acts as fuel, but to be usable, it must undergo a series of processes that includes digestion, absorption, and metabolism. Digestion is the process whereby food is broken down into smaller parts, chemically changed, and moved along the gastrointestinal tract. Mechanical digestion refers to that part of the process performed by the teeth and muscles of the digestive system. Chemical digestion refers to that part of the process wherein food is broken down to molecules that the blood can absorb. Enzymes are essential for chemical digestion. After digestion, nutrients are transported by the blood and lymphatic system, primarily in the small intestine, and then carried to all body tissues. After

absorption, food is metabolized. During metabolism, carbohydrates and proteins are combined with oxygen in a process called oxidation. Energy released during oxidation is measured by the calorie. Caloric values of foods vary, as do people's energy requirements. Requirements depend on age, body size, sex, lean body mass, physical condition, climate, and activity.

# DISCUSSION TOPICS

1. Describe the process of digestion.
2. Of what value are enzymes to digestion? Name five enzymes and the nutrients on which they act.
3. Describe absorption of nutrients.
4. Describe metabolism.
5. Explain why the body requires fuel even during sleep.
6. Explain the differences between the terms *energy value* and *energy requirement.*

# SUGGESTED ACTIVITIES

1. Using the method given in this chapter, calculate your total energy requirement.
2. Prepare a brief description of the processes of digestion and absorption that could be presented to a fourth-grade class.
3. Role-play a situation where the client asks the health care provider to explain *metabolism.*

# REVIEW

Access StudyWARE CD for more review activities

Multiple choice. Select the *letter* that precedes the best answer.

1. Digestion begins in the
   a. mouth
   b. stomach
   c. liver
   d. small intestine
2. Most of the digestive processes occur in the
   a. mouth
   b. stomach
   c. small intestine
   d. colon
3. The small intestine is divided into three segments. They are, in descending order,
   a. ileum, jejunum, duodenum
   b. jejunum, ileum, duodenum
   c. duodenum, ileum, jejunum
   d. duodenum, jejunum, ileum
4. The fluid mixture that moves from the stomach through the pyloric sphincter is called
   a. bolus
   b. chyme
   c. food
   d. gastrin
5. A muscular movement that moves food down the GI tract is called
   a. a pump
   b. peristalsis
   c. lymphatic circulation
   d. circular propulsion
6. The pyloric sphincter is between the
   a. ileum and colon
   b. stomach and duodenum
   c. small intestine and colon
   d. colon and rectum
7. An organic substance that causes changes in other substances is a/an
   a. hormone
   b. bacterium
   c. enzyme
   d. acid
8. Maltase, sucrase, and lactase are produced in the
   a. stomach
   b. small intestine
   c. colon
   d. pancreas
9. Bile is needed to digest
   a. carbohydrates
   b. fiber
   c. proteins
   d. fats
10. When energy intake is greater than energy output, the body weight will
    a. remain the same
    b. decrease
    c. increase and then decrease
    d. increase

# CASE IN POINT

StudyWARE

## JANESSA: AN OVERACHIEVER

Janessa is a 32-year-old African American factory worker who has been hyperactive all her life. She is 5 feet 2 inches tall and weighs 201 pounds. Janessa will admit that prior to her divorce 15 years ago, she was the smallest she had ever been, 123 pounds. After her divorce she was still an overachiever, but she began putting weight on. Since she has not stopped being active, she now believes she has a glandular problem. Janessa has always eaten very fast; in fact, some of her friends say she inhales food. She finds that she has frequent bouts of nausea and oftentimes is in the bathroom while others are out having a good time. She believes she has a nervous stomach. Janessa comes to the Employee Health Service for assistance. She is referred to a dietitian.

### ASSESSMENT

1. Identify the significant data in this case study.
2. What metabolic problem do the data indicate?
3. Figure Janessa's REE using the Harris-Benedict, the thermic effect of food (TEF), and her calorie guidelines using Table 3-2.
4. What testing would you consider helpful in estimating Janessa's resting energy expenditure? How would you calculate her resting energy expenditure?

### DIAGNOSIS

5. Write a nursing diagnosis for Janessa.

### PLAN/GOAL

6. What changes can Janessa implement to help reduce her weight?
7. Set two measurable realistic goals for Janessa during this process to prevent further weight gain.
8. How could information on digestion be helpful to Janessa?

### IMPLEMENTATION

9. What strategies can be used to help Janessa become aware of her food consumption and the time it takes her to eat?
10. What actions would help Janessa carry out these goals?
11. Who can help her?

### EVALUATION/OUTCOME CRITERIA

12. What will Janessa be able to identify if the plan is successful?
13. What will she be able to measure as evidence of her success?

### THINKING FURTHER

14. How could you help Janessa slow down when eating?

### RATE THIS PLATE

Janessa continues to be active in spite of a weight gain of 78 pounds in the last 15 years. This is what Janessa packed for lunch. Lunch is 30 minutes, and she enjoys the time with her friends. Rate her plate.

**2 bologna sandwiches with 2 Tbsp mayonnaise per sandwich**

**2.5-oz bag of potato chips**

**Chocolate pudding**

**Very large orange**

**6 sandwich cookies with double the filling**

Will this plate help Janessa lose weight? Why or why not? Why would she become nauseated? Do you believe she has a glandular problem? Why or why not? What would you change on this plate, if anything? Why?

StudyWARE

# CASE IN POINT

## CARL: LIVING WITH CROHN'S DISEASE

Carl is a 30-year-old Caucasian male with Crohn's disease, primarily of the large intestine. He is 5 feet 9 inches tall and weighs 200 pounds. He knows he is prone to flare-ups of malabsorption of carbohydrate, protein, fats, and folate. He has been having diarrhea on and off for 3 weeks. It has been very bad this last 2 weeks. He has lost 10 pounds. He would like to get his weight down even more. His physician ordered blood for CBC, albumin, folic acid, and $B_{12}$. She has written for a dietary referral for a low-lactose, low-fat, high-fiber, high-protein diet.

### ASSESSMENT

1. What are the pertinent objective and subjective data related to Carl's problem?
2. Calculate Carl's target caloric intake and weight according to Tables 3-2 and 3-3.
3. Calculate Carl's REE using the Harris-Benedict equation.

### DIAGNOSIS

4. Write a nursing diagnosis for Carl.
5. What is the cause of Carl's problem with elimination?

### PLAN/GOAL

6. Write a measurable goal for controlling Carl's diarrhea.
7. Write a goal to help Carl adapt to his new diet. Incorporate Carl's desire to lose weight.
8. Where could the dietitian direct Carl to obtain information to increase his understanding of his disease and the related nutrition issues?

### IMPLEMENTATION

9. List at least one action to help Carl meet each goal.
10. List two foods Carl should avoid.
11. List three foods Carl needs to include.
12. How could the Web site http://qurlyjoe.bu.edu for Crohn's and ulcerative colitis be helpful to Carl?

### EVALUATION/OUTCOME CRITERIA

13. What will Carl report when your plan for his diarrhea is effective?
14. How will Carl know his new diet is successful?
15. What can the doctor measure when all the goals are successful?
16. If the plan were not successful, what would Carl be experiencing?
17. What could be an unplanned, undesirable outcome of this diet change?

### THINKING FURTHER

18. What challenges does Carl face with chronic progressive disease?

### RATE THIS PLATE

Carl has seen the dietitian and has written materials to help him plan his diet. Carl takes his lunch to work. Rate the plate.

**Sandwich made from:**

**2 slices 100% whole wheat bread**

**4 oz roast beef**

**1 oz Colby cheese**

**2 Tbsp mayonnaise**

**2 slices tomato**

**2 large-leaf lettuce leaves**

**2 oz potato chips**

**Carrots and celery with dip of buttermilk ranch dressing**

**1 cup bread pudding**




# CARBOHYDRATES

## KEY TERMS

StudyWARE

bran
cellulose
dietary fiber
disaccharides
endosperm
flatulence
fructose
galactose
germ
glucagon
glucose
glycogen
hemicellulose
hyperglycemia
hypoglycemia
insulin
islets of Langerhans
ketoacidosis
ketones
lactose
lignins
maltose
monosaccharides
mucilage
pectin
polysaccharides
starch
sucrose
whey

## OBJECTIVES

After studying this chapter, you should be able to:

- Identify the functions of carbohydrates
- Name the primary sources of carbohydrates
- Describe the classification of carbohydrates

Energy foods are those that can be rapidly oxidized by the body to release energy and its by-product, heat. Carbohydrates, fats, and proteins provide energy for the human body, but carbohydrates are the primary source. They are the least expensive and most abundant of the energy nutrients. Foods rich in carbohydrates grow easily in most climates. They keep well and are generally easy to digest.

Carbohydrates provide the major source of energy for people all over the world (Figure 4-1). They provide approximately half the calories for people living in the United States. In some areas of the world, where fats and proteins are scarce and expensive, carbohydrates provide as much as 80 to 100% of calories. Carbohydrates are named for the chemical elements they are composed of—carbon (C), hydrogen (H), and oxygen (O).

A B

***Figure 4-1*** *The need for carbohydrates is constant, whether you are active (A) or at rest (B).*

## FUNCTIONS

*Providing energy* is the major function of carbohydrates. Each gram of carbohydrate provides 4 calories. The body needs to maintain a constant supply of energy. Therefore, it stores approximately half a day's supply of carbohydrate in the liver and muscles for use as needed. In this form, it is called glycogen.

*Protein-sparing action* is also an important function of carbohydrates. When enough carbohydrates (at least 50–100 g/day) are ingested to supply a person's energy needs, they spare proteins for their primary function of building and repairing body tissues.

*Normal fat metabolism* requires an adequate supply of carbohydrates. If there are not enough carbohydrates to fulfill the energy requirement, an abnormally large amount of fat is metabolized to help meet it. During such an emergency need for energy, fat oxidization in the cells is not complete and substances called ketones are produced. **Ketones** are acids that accumulate in the blood and urine, upsetting the acid-base balance. Such a condition is called **ketoacidosis**. It can result from IDDM

**ketones**
substances to which fatty acids are broken down in the liver

**ketoacidosis**
condition in which ketones collect in the blood; caused by insufficient glucose available for energy

(insulin-dependent diabetes mellitus), also known as type 1 diabetes (see Chapter 17), from starvation, or from extreme low-carbohydrate diets. It can lead to coma and even death.

When sufficient carbohydrates are eaten, the body is protected against ketones. This is sometimes called the antiketogenic effect of carbohydrates.

*Providing fiber* in the diet is another important function of carbohydrates. Dietary fiber is found in grains, vegetables, and fruits. Fiber creates a soft, bulky stool that moves quickly through the large intestine.

## FOOD SOURCES

The principal sources of carbohydrates are plant foods: cereal grains, vegetables, fruits, and sugars (Figure 4-2). The only substantial animal source of carbohydrates is milk.

*Cereal grains* and their products are dietary staples in nearly every part of the world. Rice is the basic food in Latin America, Africa, Asia, and many sections of the United States. Wheat and the various breads, pastas, and breakfast cereals made from it are basic to American and European diets. Rye and oats are commonly used in breads and cereals in the United States and Europe. Cereals also contain vitamins, minerals, and some proteins. During processing, some of these nutrients are lost. To compensate for this loss, food producers in the United States commonly add the B vitamins—thiamine, riboflavin, and niacin—plus the mineral iron to the final product. The product is then called *enriched.* When a nutrient that has never been part of a grain is added, the grain is said to be fortified. An example of fortification is the addition of folic acid to cereal grains to prevent neural tube defects (see Chapter 7).

### SPOTLIGHT on Life Cycle

Many adults can benefit from consuming quality fiber in their meals, as diets high in fiber have been shown to be beneficial in disease prevention. The possible benefits are decreased weight and decreases in the risks of colon cancer, rectal cancer, heart disease (decreases serum cholesterol levels), dental caries, constipation, and diverticulosis. To follow a fiber-rich diet, counsel the adult to:

- Eat fresh foods instead of processed foods.
- Eat whole-grain flour and breads.
- Increase water intake; minimum is 6 to 8 glasses per day.
- Obtain fiber from the diet rather than from supplements.

***Figure 4-2*** *Fruits, vegetables, grains, and some dairy products are good sources of carbohydrates. (Courtesy of Agricultural Research Service, USDA)*

*Vegetables* such as potatoes, beets, peas, lima beans, and corn provide substantial amounts of carbohydrates (in the form of starch). Green leafy vegetables provide dietary fiber. All of them also provide vitamins and minerals.

*Fruits* provide fruit sugar, fiber, vitamins, and minerals.

*Sugars* such as table sugar, syrup, and honey and sugar-rich foods such as desserts and candy provide carbohydrates in the form of sugar with few other nutrients except for fats. Therefore, the foods in which they predominate are commonly called low-nutrient-dense foods.

## CLASSIFICATION

Carbohydrates are divided into three groups: monosaccharides, disaccharides, and polysaccharides (Table 4-1).

### Monosaccharides

**monosaccharides**
simplest carbohydrates; sugars that cannot be further reduced by hydrolysis; examples are glucose, fructose, and galactose

**glucose**
the simple sugar to which carbohydrate must be broken down for absorption; also known as *dextrose*

**fructose**
the simple sugar (monosaccharide) found in fruit and honey

**galactose**
the simple sugar (monosaccharide) to which lactose is broken down during digestion

**Monosaccharides** are the simplest form of carbohydrates. They are sweet, require no digestion, and can be absorbed directly into the bloodstream from the small intestine. They include glucose, fructose, and galactose.

**Glucose,** also called dextrose, is the form of carbohydrate to which all other forms are converted for eventual metabolism. It is found naturally in corn syrup and some fruits and vegetables. The central nervous system, the red blood cells, and the brain use only glucose as fuel; therefore, a continuous source is needed.

**Fructose,** also called levulose or fruit sugar, is found with glucose in many fruits and in honey. It is the sweetest of all the monosaccharides.

**Galactose** is a product of the digestion of milk. It is not found naturally.

### Disaccharides

**disaccharides**
double sugars that are reduced by hydrolysis to monosaccharides; examples are sucrose, maltose, and lactose

**sucrose**
a double sugar or disaccharide; examples are granulated, powdered, and brown sugar

**maltose**
the double sugar (disaccharide) occurring as a result of the digestion of grain

**lactose**
the sugar in milk; a disaccharide

**Disaccharides** are pairs of the three sugars just discussed. They are sweet and must be changed to simple sugars by hydrolysis before they can be absorbed. Disaccharides include sucrose, maltose, and lactose.

**Sucrose** is composed of glucose and fructose. It is the form of carbohydrate present in granulated, powdered, and brown sugar and in molasses. It is one of the sweetest and least expensive sugars. Its sources are sugar cane, sugar beets, and the sap from maple trees.

**Maltose** is a disaccharide that is an intermediary product in the hydrolysis of starch. It is produced by enzyme action during the digestion of starch in the body. It also is created during the fermentation process that produces alcohol. It can be found in some infant formulas, malt beverage products, and beer. It is considerably less sweet than glucose or sucrose.

**Lactose** is the sugar found in milk. It is distinct from most other sugars because it is not found in plants. It helps the body absorb calcium. Lactose is less sweet than monosaccharides or other disaccharides.

Many adults are unable to digest lactose and suffer from bloating, abdominal cramps, and diarrhea after drinking milk or consuming a milk-based

**Table 4-1 Carbohydrates**

| TYPE | SOURCE | | FUNCTIONS | DEFICIENCY SYMPTOMS |
|---|---|---|---|---|
| **Monosaccharides** (Simple Sugars) | | | | |
| Glucose | Berries | Grapes | Furnish energy | Fatigue |
| | Sweet corn | Corn syrup | Spare proteins | Weight loss |
| | | | Prevent ketoacidosis | |
| Fructose | Ripe fruits | Soft drinks | Fruits and vegetables provide vitamins, minerals, and fiber | |
| | Honey | | | |
| Galactose | Lactose | | | |
| **Disaccharides** | | | | |
| Sucrose | Sugar cane | | Furnish energy | Fatigue |
| | Sugar beets | | Spare proteins | Weight loss |
| | Granulated sugar | | Prevent ketoacidosis | |
| | Confectioner's sugar | | | |
| | Brown sugar | | | |
| | Molasses | | | |
| | Maple syrup | | | |
| | Candy | | | |
| | Jams and jellies | | | |
| Maltose | Digestion of starch | | | |
| Lactose | Milk | | | |
| **Polysaccharides** (Complex Carbohydrates) | | | | |
| Starch | Cereal grains and their products: cereals, breads, rice, flour, pasta, crackers | | Furnish energy | Fatigue |
| | | | Prevent ketoacidosis | Weight loss |
| | | | Fruits and vegetables provide vitamins, minerals, and fiber | |
| | Potatoes | Corn | | |
| | Lima beans | Yams | | |
| | Navy beans | Green bananas | | |
| | Sweet potatoes | | | |
| Dextrins | Starch hydrolysis | | | |
| Glycogen | Glucose stored in liver and muscles | | | |
| Cellulose | Wheat bran, whole-grain cereals, green and leafy vegetables, fruits, especially apples, pears, oranges, grapefruit, grapes | | Provide fiber | Constipation<br>Colon cancer<br>Diverticulosis |

food such as processed cheese. This reaction is called lactose intolerance. It is caused by insufficient lactase, the enzyme required for digestion of lactose. There are special low-lactose milk products that can be used instead of regular milk. Lactase-containing products are also available.

**whey**
liquid part of milk that separates from the curd (solid part) during the making of hard cheese

During the process of making hard cheese, milk separates into curd (solid part from which hard cheese is made) and **whey** (liquid part). Lactose becomes part of the whey and not the curd. Therefore, lactose is not a component of natural cheese. However, manufacturers can add milk or milk solids to processed cheese, so it is important that persons who are lactose intolerant check the labels on cheese products.

There is no test for lactose intolerance. If eating dairy products consistently produces symptoms of flatulence, diarrhea, and abdominal pain, the doctor may recommend eliminating dairy products from the diet and adding them back after a period of time to ascertain the client's reaction. If the symptoms persist, the client is lactose intolerant.

## Polysaccharides

**polysaccharides**
complex carbohydrates containing combinations of monosaccharides; examples include starch, dextrin, cellulose, and glycogen

**starch**
polysaccharide found in grains and vegetables

**endosperm**
the inner part of the kernel of grain; contains the carbohydrate

**bran**
outer covering of grain kernels

**germ**
embryo or tiny life center of each kernel of grain

**Polysaccharides** are commonly called *complex carbohydrates* because they are compounds of many monosaccharides (simple sugars). Three polysaccharides are important in nutrition: starch, glycogen, and fiber.

**Starch** is a polysaccharide found in grains and vegetables. It is the storage form of glucose in plants. Vegetables contain less starch than grains because vegetables have a higher moisture content. Legumes (dried beans and peas) are another important source of starch as well as of dietary fiber and protein. Starches are more complex than monosaccharides or disaccharides, and it takes the body longer to digest them. Thus, they supply energy over a longer period of time. The starch in grain is found mainly in the **endosperm** (center part of the grain). This is the part from which white flour is made. The tough outer covering of grain kernels is called the **bran** (Figure 4-3). The bran is used in coarse cereals and whole wheat flour. The **germ** is the smallest part of the grain and is a rich source of B vitamins, vitamin E, minerals, and protein. Wheat germ is included in products made of whole wheat. It also can be purchased and used in baked products or as an addition to breakfast cereals.

Before the starch in grain can be used for food, the bran must be broken down. The heat and moisture of cooking break this outer covering, making the food more flavorful and more easily digested. Although bran itself is indigestible, it is important that some be included in the diet because of the fiber it provides.

**glycogen**
glucose as stored in the liver and muscles

**glucagon**
hormone from alpha cells of the pancreas; helps cells release energy

**dietary fiber**
indigestible parts of plants; absorbs water in large intestine, helping to create soft, bulky stool; some is believed to bind cholesterol in the colon, helping to rid cholesterol from the body; some is believed to lower blood glucose levels

**Glycogen** is sometimes called *animal starch* because it is the storage form of glucose in the body. In the healthy adult, approximately one-half day's supply of energy is stored as glycogen in the liver and muscles. The hormone **glucagon** helps the liver convert glycogen to glucose as needed for energy. (See Chapter 13 for information on glycogen loading.)

### The Fibers.

**Dietary fiber,** also called roughage, is indigestible because it cannot be broken down by digestive enzymes. Some fiber is insoluble (it does not readily dissolve in water), and some is soluble (it partially dissolves in water) (Figure 4-4). Insoluble fibers include cellulose, some hemicellulose, and lignins. Soluble fibers are gums, pectins, some hemicellulose, and

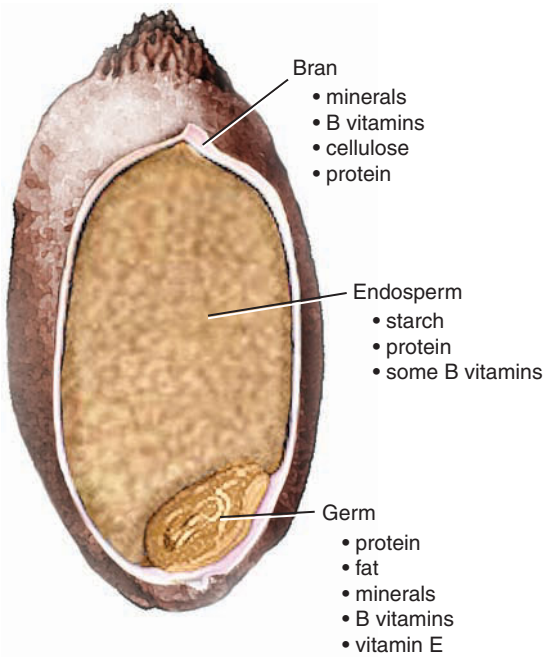


***Figure 4-3*** *A grain of wheat has three parts. All parts are used in whole wheat flour; only the endosperm is used in white flour.*

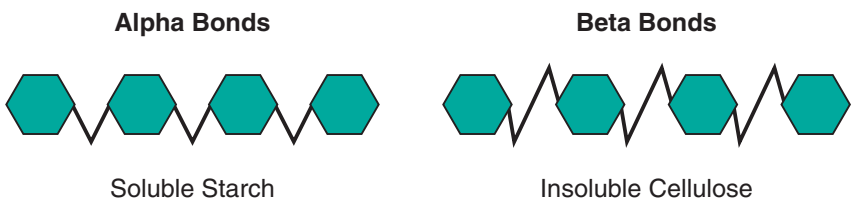


***Figure 4-4*** *The alpha bonds that link glucose molecules together can be broken down during digestion. The beta bonds in cellulose cannot be broken by digestive enzymes and are eliminated without being digested.*

## EXPLORING THE WEB

Search the Web for information on the role of carbohydrates and your health. What resources can you find? Has there been any new research in the area of carbohydrate metabolism? Create a report on new information you may have found. Create flash cards on the function and dietary recommendations of carbohydrates for self-review.

mucilages. See Table 4-2 for food sources. **Cellulose** is a primary source of dietary fiber. It is found in the skins of fruits, the leaves and stems of vegetables, and legumes. Highly processed foods such as white bread, pasta (other than whole wheat), and pastries contain little if any cellulose because it is removed during processing. Because humans cannot digest cellulose, it has no energy value. It is useful because it provides bulk for the stool.

**Hemicellulose** is found mainly in whole-grain cereal. Some hemicellulose is soluble; some is not. **Lignins** are the woody part of vegetables such as carrots and asparagus or the small seeds of strawberries; they are not a carbohydrate.

**Pectin,** some hemicellulose, gums, and **mucilage** are soluble in water and form a gel that helps provide bulk for the intestines. They are useful also because they bind cholesterol, thus reducing the amount the blood can absorb.

Fiber is considered helpful to clients with diabetes mellitus because it lowers blood glucose levels. It may prevent some colon cancers by moving

**cellulose**
indigestible carbohydrate; provides fiber in the diet

**hemicellulose**
dietary fiber found in whole grains

**lignins**
dietary fiber found in the woody parts of vegetables

**pectin**
edible thickening agent

**mucilage**
gel-forming dietary fiber

**Table 4-2** ***Sources of Fiber That Are Soluble in Water and Those That Are Insoluble in Water***

| WATER-SOLUBLE FIBER | | WATER-INSOLUBLE FIBER |
|---|---|---|
| **Fruit** (pectin) | **Grains** | All vegetables |
| Apples | Oats | Fruit |
| Peaches | Barley | Whole grains |
| Plums and prunes | **Legumes** | Brown rice |
| Bananas | Dried peas | Wild rice |
| | Beans | Wheat bran |
| | Lentils | Nuts |
| | | Seeds |

waste materials through the colon faster than would normally be the case, thereby reducing the colon's exposure time to potential carcinogens. Fiber helps prevent constipation, hemorrhoids, and diverticular disease by softening and increasing the size of the stool.

The optimal recommendation for fiber intake is 20 to 35 g/day. The normal U.S. diet is thought to contain approximately 11 grams. In general,

## SUPERSIZE USA

Portion distortion is an enormous contribution to overweight and obesity. Having a realistic visual image of portion size is helpful when preparing meals and choosing foods. Did you know . . .

| Portion | Visualization of Size or Amount |
|---|---|
| 3 oz meat, poultry, or fish | Deck of playing cards, cassette tape, or the palm of a woman's hand |
| 1 oz meat, poultry, or fish | Matchbook |
| 1 pat butter or margarine (1 serving) | A scrabble tile |
| 2 Tbsp peanut butter | Golf ball |
| 1 oz cheese | 1-in. cube |
| 1 oz salad dressing | 1 small restaurant ladle |
| 1 cup fresh greens | Tennis ball |
| 1 lb uncooked spaghetti | Circle thumb and index finger |
| 1 Tbsp mayonnaise | Woman's thumb |
| 1 oz chips or pretzels | One handful—not heaping |
| 1 medium potato | Computer mouse |
| 1 standard bagel | Hockey puck |
| 1 slice cheese | 3.5-in. computer disk |
| 1 cup mashed potatoes, rice, or pasta | Person's fist or tennis ball |
| 1 medium orange or apple | Baseball |
| 1/2 cup cooked vegetable | 1/2 a baseball or 7 to 8 baby carrots, 1 ear corn, 3 spears of broccoli |
| 1/2 cup frozen yogurt | Small fist |
| 1 oz nuts, raisins, candy | Small handful, 2 Tbsp |

Americans do not consume sufficient amounts of fruits and vegetables. They should eat no fewer than five servings of fruits and vegetables each day. Fiber intake should be increased gradually and should be accompanied by an increased intake of water. Eating too much fiber in a short time can produce discomfort, **flatulence** (abdominal gas), and diarrhea. It also could obstruct the GI tract if intake exceeds 50 grams. Insoluble fiber has binders (phytic acid or phytate), which are found in the outer covering of grains and vegetables. These can prevent the absorption of minerals such as calcium, iron, zinc, and magnesium, so excess intake should be avoided. The type of fiber consumed should be from natural food sources rather than from commercially prepared fiber products because the foods contain vitamins, minerals, and phytochemicals as well as fiber. Table 4-3 lists the dietary fiber content of selected foods.

**flatulence**
gas in the intestinal tract

## DIGESTION AND ABSORPTION

Monosaccharides—glucose, fructose, and galactose—are simple sugars that may be absorbed from the intestine directly into the bloodstream. They are subsequently carried to the liver, where fructose and galactose are changed to glucose. The blood then carries glucose to the cells.

Disaccharides—sucrose, maltose, and lactose—require an additional step of digestion. They must be converted to the simple sugar glucose before they can be absorbed into the bloodstream. This conversion is accomplished by the enzymes sucrase, maltase, and lactase, which were discussed in Chapter 3 (see Table 3-1).

Polysaccharides are more complex, and their digestibility varies. After the cellulose wall is broken down, starch is changed to the intermediate product dextrin; it is then changed to maltose and finally to glucose. Cooking can change starch to dextrin. For example, when bread is toasted, it turns golden brown and tastes sweeter because the starch has been changed to dextrin.

The digestion of starch begins in the mouth, where the enzyme salivary amylase begins to change starch to dextrin. The second step occurs in the stomach, where the food is mixed with gastric juices. The final step occurs in the small intestine, where the digestible carbohydrates are changed to simple sugars by the enzyme action of pancreatic amylase and are subsequently absorbed into the blood.

## METABOLISM AND ELIMINATION

All carbohydrates are changed to the simple sugar glucose before metabolism can take place in the cells. After glucose has been carried by the blood to the cells, it can be oxidized. Frequently, the volume of glucose that reaches the cells exceeds the amount the cells can use. In these cases, glucose is converted to glycogen and is stored in the liver and muscles. (Glycogen is subsequently broken down only from the liver and released as glucose when needed for energy.) When more glucose is ingested than the body can either use immediately or store in the form of glycogen, it is converted to fat and stored as adipose (fatty) tissue.

The process of glucose metabolism is controlled mainly by the hormone **insulin,** which is secreted by the **islets of Langerhans** in the pancreas and which maintains normal blood glucose at 70–110 mg/dl. When the secretion of insulin is impaired or absent, the glucose level in the blood becomes excessively

**insulin**
secretion of the islets of Langerhans in the pancreas gland; essential for the proper metabolism of glucose

**islets of Langerhans**
part of the pancreas from which insulin is secreted

**Table 4-3** *Dietary Fiber Content of Selected Foods*

| GRAMS PER SERVING* | 0.5 OR LESS | 0.5–1.0 | 1.1–2.0 | 2.1–3.0 | 3.0 OR GREATER‡ |
|---|---|---|---|---|---|
| Fruit† | Banana | Apricots (raw or dried) | Apple skin | Blackberries | Blackberries (4) |
| | Cherries | Apple (peeled or dried) | Cranberries, raw (1 cup) | Boysenberries | Elderberries (5) |
| | Coconut (shredded) | Applesauce | Figs | Gooseberries | Guava (5) |
| | Currants (dried) | Blueberries | Papaya | Kumquats | Raspberries (4) |
| | Dates | Cantaloupe | | Pears | |
| | Fruit juice | Coconut, raw, 1/2 cup | | | |
| | Plums (cooked) | Cranberries, relish, 1/2 cup | | | |
| | Pomegranate | Honeydew | | | |
| | Prunes | Kiwifruit | | | |
| | Raisins | Mango | | | |
| | Rhubarb (raw) | Nectarine | | | |
| | Watermelon | Orange | | | |
| | | Peach (raw or dried) | | | |
| | | Pear (dried) | | | |
| | | Pineapple | | | |
| | | Plums (raw) | | | |
| | | Prunes | | | |
| | | Rhubarb, raw (1 cup) and cooked | | | |
| | | Strawberries | | | |
| | | Tangerine | | | |
| | | Watermelon | | | |
| Vegetables† | Bamboo shoots | Artichoke hearts | Artichoke, Jerusalem | | |
| | Bean sprouts (cooked or canned) | Asparagus | Broccoli (cooked) | | |
| | Cabbage (cooked) | Bean sprouts (raw) | Brussels sprouts | | |
| | Celery | Beans (string) | Chicory | | |
| | Eggplant | Beets | Mushrooms | | |
| | Endive | Broccoli (raw) | Pumpkin | | |
| | Lettuce | Cabbage (raw) | Rutabagas | | |
| | Onions | Carrots | Sauerkraut | | |
| | Radishes | Cauliflower | Soybean sprouts (raw) | | |
| | Summer squash | Cucumber | Spaghetti sauce | | |
| | Vegetable juice | Green pepper | Tomato paste | | |

*(continued)*

## *Table 4-3 (continued)*

| GRAMS PER SERVING* | 0.5 OR LESS | 0.5–1.0 | 1.1–2.0 | 2.1–3.0 | 3.0 OR GREATER‡ |
|---|---|---|---|---|---|
| Vegetables | †Water chestnuts<br>Watercress | Greens:<br>Beet<br>Collard<br>Dandelion<br>Kale<br>Mustard<br>Spinach<br>Swiss chard<br>Turnip<br>Kohlrabi<br>Mushrooms<br>Okra<br>Parsley<br>Soybean sprouts (cooked)<br>Summer squash (raw)<br>Tomato puree<br>Turnips (cooked) | Turnips (raw) | | |
| Starches | Cornflakes<br>Corn grits<br>Cream of Wheat or Rice<br>Farina<br>Graham crackers<br>Maltomeal<br>Plantain<br>Potato chips<br>Potatoes<br>Puffed cereals<br>Rice, white<br>Rice Krispies<br>Saltines<br>Spaghetti (refined) | Bread, white<br>Cheerios<br>Corn<br>Flour, white<br>Granola<br>Oatmeal (cooked)<br>Roll or bun, white<br>Spaghetti and macaroni from whole wheat flour | Black-eyed peas<br>Bread, whole wheat<br>Flour, whole wheat<br>Grapenuts<br>Green peas<br>Lima beans<br>Popcorn<br>Ralston (cooked cereal)<br>Rice, brown or white<br>Sesame seed kernels<br>Soybeans<br>Squash, winter<br>Sweet potatoes | Beans (dried)<br>40% Branflakes<br>Bulgur<br>Lentils<br>Parsnips<br>Peas (dried)<br>Pumpkin<br>Raisin Bran<br>Shredded Wheat<br>Wheat germ | All-Bran (9)<br>Bran Buds (8)<br>100% Bran (6)<br>Bran muffin (3.5)<br>Bulgur (3.5)<br>RY KRISP<br>Wheat bran (9) |

Reprinted with permission of the Mayo Clinic, Rochester, Minnesota.
Note: Based on the content of one diabetic exchange for each item listed.
* Serving sizes per the Dietary Guidelines for Americans.
† Includes all forms (raw, dried, cooked) for fruits and vegetables except where noted.
‡ Actual dietary fiber content listed in parentheses.

**hyperglycemia**
excessive amounts of glucose in the blood

**hypoglycemia**
subnormal levels of blood glucose

high. This condition is called **hyperglycemia** (blood glucose more than 126 mg/dl) and is usually a symptom of diabetes mellitus. If control by diet is ineffective, an oral hypoglycemic or insulin injections must be used to control blood sugar. When insulin is given, the diabetic client's intake of carbohydrates must be carefully controlled to balance the prescribed dosage of insulin (see Chapter 17). When blood glucose levels are unusually low, the condition is called **hypoglycemia** (blood glucose less than 70 mg/dl). A mild form of hypoglycemia may occur if one waits too long between meals or if the pancreas secretes too much insulin. Symptoms include fatigue, shaking, sweating, and headache.

Oxidation of glucose results in energy. With the exception of cellulose, the only waste products of carbohydrate metabolism are carbon dioxide and water. It is a very efficient nutrient.

### *In The Media*

**LOW-CARBOHYDRATE DIETS MIGHT DAMAGE KIDNEYS**

In a recent study, participants came into this research project having eaten their normal diet and were then severely restricted in carbohydrates for 2 weeks followed by 4 weeks of eating a moderate-carbohydrate diet while increasing their protein intake. Researchers found that a low-carbohydrate–high-protein diet increases the acid load to the kidneys, thus causing damage.

(Source: *Adapted from Chait, 2003.*)

## DIETARY REQUIREMENTS

Although there is no specific daily dietary requirement for carbohydrates, the Food and Nutrition Board of the National Research Council recommends that half of one's energy requirement come from carbohydrates, preferably complex carbohydrates. (The recommendation is 10% of energy to come from simple carbohydrates.) For example, assume that one's total energy requirement is 2,000 calories. One-half of this is 1,000. Divide 1,000 calories by 4 (the number of calories in each gram of carbohydrate) for an estimated carbohydrate requirement of 250 g/day.

A mild deficiency of carbohydrates can result in weight loss and fatigue. A diet seriously deficient in carbohydrates could cause ketoacidosis, a stage in metabolism occurring when the liver has been depleted of stored glycogen and switches to a fasting mode. At this point, energy from fat is mobilized to the liver and used to synthesize glucose. The by-products of fat breakdown are ketones that build up in the bloodstream and are then released through the kidneys. To prevent these effects, one needs a minimum of 50–100 grams of carbohydrates each day.

The overweight population constitutes a major health problem in the United States. Some believe eating excess carbohydrates to be the most common cause of obesity. Although surplus carbohydrates are changed to glycogen, the major part of any surplus becomes adipose tissue. Also, an excess of carbohydrate in the form of sugar can spoil an appetite for other nutrients that are more important. Too many carbohydrates may cause tooth decay, irritate the lining of the stomach, or cause flatulence.

### EXPLORING THE WEB

Search the Web for information on carbohydrate-reducing diets and products. Is the information provided at these sites accurate? If a client came to you with questions about a product such as these, how would you respond? Create a fact sheet that lists myths surrounding carbohydrates and the facts that dispel the myths.

## CONSIDERATIONS FOR THE HEALTH CARE PROFESSIONAL

The role of the health care professional in teaching about carbohydrates may be complicated. Some will have to be taught the nutritional differences between a baked potato and potato chips, between whole wheat toast and Danish pastry, and between a fresh peach and canned fruit cocktail. Many will need to learn what dietary fiber is, where it can be found, and why it is needed. Some will need to learn that sugar can be used in moderation; others that it cannot be used in excess. All will require acceptance, understanding, and patience on the part of the health care professional.

## SUMMARY

Energy foods are those that can be rapidly oxidized by the body to release energy. Carbohydrates are and should be the major source of energy. They are composed of carbon, hydrogen, and oxygen. One gram of carbohydrate provides 4 calories. Carbohydrates are the least expensive and most abundant nutrient. The principal sources of carbohydrates are plant products such as grains and their products, vegetables, fruits, legumes, and sugars. In addition to providing energy, carbohydrates spare proteins, maintain normal fat metabolism, and provide fiber. Digestion of carbohydrates begins in the mouth, continues in the stomach, and is completed in the small intestine. Although they are obviously essential to the health and well-being of the body, eating an excess of carbohydrates can cause dental caries, digestive disturbances, and obesity.

## DISCUSSION TOPICS

1. What are the three basic groups of carbohydrates? Name several foods in each group.
2. Discuss the effects of regularly eating an excess of carbohydrates.
3. Why should one's diet contain dietary fiber? Name three sources of dietary fiber.
4. Describe the digestion and metabolism of carbohydrates.
5. Discuss the following menus. Which foods contain simple sugars and/or complex carbohydrates?

| | | |
|---|---|---|
| Orange juice | Baked chicken | Cheese sandwich on whole wheat bread with lettuce and tomato |
| Cereal | Baked potato | |
| Milk and sugar | Green beans | |
| Toast | Coleslaw | |
| Butter and jelly | Bread and butter | Carrot and celery sticks |
| Coffee | Raspberry sherbet | Fresh fruit |
| | | Cookies |
| | Milk | Milk |

6. Why are complex carbohydrates preferable to simple sugars?
7. Discuss *enrichment.* What does it mean? Why is it done? Which foods are typically enriched in the United States? Would you recommend that one purchase enriched foods? Why or why not?
8. Is it true, as many people say, that "carbs are fattening"? Explain your answer.

## SUGGESTED ACTIVITIES

1. Hold a soda cracker in your mouth until you notice the change in flavor as the starch changes to dextrin.
2. Make a list of the foods you have eaten in the past 24 hours. Circle the carbohydrate-rich foods and underline the complex carbohydrates. Approximately what percentage of your calories were in the form of carbohydrates? In the form of complex carbs? Could your diet be improved? If so, how?
3. Role-play a situation between a diet counselor and a teenage girl who has placed herself on an extremely low-calorie diet. She refuses to eat anything that she thinks contains carbohydrates. Explain to her the functions of carbohydrates in the human body.

## REVIEW

Access StudyWARE CD for more review activities

Multiple choice. Select the *letter* that precedes the best answer.

1. The three main groups of carbohydrates are
   a. fats, proteins, and minerals
   b. glucose, fructose, and galactose
   c. monosaccharides, disaccharides, and polysaccharides
   d. sucrose, cellulose, and glycogen
2. Galactose is a product of the digestion of
   a. milk
   b. meat
   c. breads
   d. vegetables

**3.** The simple sugar to which all forms of carbohydrates are ultimately converted is
a. sucrose
b. glucose
c. galactose
d. maltose

**4.** A fibrous form of carbohydrate that cannot be digested is
a. glucose
b. glycogen
c. cellulose
d. fat

**5.** Glycogen is stored in the
a. heart and lungs
b. liver and muscles
c. pancreas and gallbladder
d. small and large intestines

**6.** Glucose, fructose, and galactose are
a. polysaccharides
b. disaccharides
c. enzymes
d. monosaccharides

**7.** Before carbohydrates can be metabolized by the cells, they must be converted to
a. glycogen
b. glucose
c. polysaccharides
d. sucrase

**8.** The only form of carbohydrate that the brain uses for energy is
a. glycogen
b. galactose
c. glucose
d. glucagon

**9.** Substances to which fatty acids are broken down in the liver are
a. galactose
b. estrogen
c. thyroxin
d. ketones

**10.** Starch is
a. the form in which glucose is stored in plants
b. a monosaccharide
c. an insoluble form of dietary fiber
d. found only in grains

**11.** Insoluble dietary fiber
a. can increase blood glucose
b. can decrease blood cholesterol
c. commonly causes diverticular disease
d. is preferably provided by commercially prepared fiber products

**12.** The enzyme in the mouth that begins the digestion of starch is
a. salivary ptyalin
b. salivary amylase
c. sucrase
d. lipase

**13.** Cellulose is
a. not digestible by humans
b. not to be included in the human diet
c. a monosaccharide
d. an excellent substitute for dextrose

**14.** Carbohydrates
a. are rich in fat
b. are generally expensive
c. should provide approximately half of the calories in the U.S. diet
d. frequently are an excellent substitute for proteins in the human diet

**15.** Glucose metabolism is
a. controlled mainly by the hormone insulin
b. not affected by any secretion of the islets of Langerhans in the pancreas
c. managed entirely by glucagon
d. not related to human energy levels

StudyWARE

# CASE IN POINT

## MARGARITA: MANAGING STEROID-INDUCED DIABETES

Margarita is a 59-year-old Hispanic nurse who has been admitted to the hospital for a left total knee replacement. She is 5 feet 6 inches and weighs 210 pounds. She has been NPO (nothing by mouth) all night and arrives to the hospital at 7 in the morning to be prepared for surgery. Once the operation is over, the healing process begins, and the physician notices that the incision is not healing as fast as expected. Margarita tells her nurse that since the surgery, she has noticed bilateral temporal pain.

Her hemoglobin drops dramatically, and she has been newly diagnosed with giant cell arteritis. The cure is large doses of prednisone. Large doses of prednisone cause steroid-induced diabetes. The doctor prescribed a 1,200-calorie diabetic diet. Margarita is overwhelmed with all that has happened.

### ASSESSMENT

1. The dietitian can help Margarita regulate her diet and in so doing lose weight. Calculate Margarita's ideal weight using Table 3-3, Harris-Benedict, and thermic effect of food (TEF).
2. What does the dietitian need to know about Margarita's meal choices?
3. What does the dietitian need to know about Margarita's way of life?
4. What information will be helpful once Margarita is discharged and at home?
5. What sources of carbohydrates would be most helpful in weight loss and maintenance of blood sugar levels?

### DIAGNOSIS

6. Write a nursing diagnosis for Margarita.

### PLAN/GOAL

7. Write a goal related to weight loss that Margarita should achieve at the end of diabetic classes.
8. State two goals for Margarita related to her diet and blood sugar.

### IMPLEMENTATION

9. List the topics that you would teach Margarita to achieve her goals.
10. What agencies or community resources can you provide to help Margarita achieve her goals?

### EVALUATION/OUTCOME CRITERIA

11. What can you expect from Margarita to show she understands what you have taught?
12. What should Margarita's fasting blood sugar read?
13. How long do you think it would take Margarita to learn a new diet plan, check her blood sugar, learn a new exercise plan, and demonstrate integration into her everyday life?

### THINKING FURTHER

14. What blood test could the doctor order to see if Margarita had maintained her blood sugar at a normal level?
15. What are some of the serious health consequences if Margarita does not manage her diabetes well?

### RATE THIS PLATE

Margarita was put on a 1,200-calorie ADA diet by her doctor. She is trying hard to adhere to her diet, but she is hungry all the time. Rate her plate.

**6 oz broiled salmon**
**4 medium oven-roasted red potatoes**
**10 stalks of asparagus**
**2-oz hard roll with butter**
**1/2 cup peppermint stick ice cream**
**Iced tea with lemon**

Is 1,200 calories realistic for Margarita? What is her BMR as figured by the Harris-Benedict equation? How was her planning? Is the plate correct? Would you change anything; what would you change and why? How many carbohydrates are allowed, each meal, on a 1,200-calorie ADA diet? How many carbohydrates are on this plate?

# CASE IN POINT

StudyWARE

## JAMAL: ADJUSTING TO CORPORATE LIFE

Jamal is a 36-year-old African American accountant. He is 6 feet tall and weighs 305 pounds. In high school Jamal was a three-sports-a-year athlete. He was a trim 180 pounds. During college he was on the baseball team. His coach had the team in excellent condition, running sprints and drills. After college, Jamal stayed active with softball, but as the years progressed, he became more of a corporate man than an athlete. Jamal has been very upset with his weight and has tried Atkins and Weight Watchers. Because of the stress of owning two businesses, Jamal finds himself eating at all hours of the night and not even watching what he is eating; he is also occasionally constipated. Jamal seeks out his doctor for some helpful advice. Jamal's doctor advises him to go on a high-fiber diet and drink 13 glasses of water each day.

### ASSESSMENT

1. What objective and subjective data do you have about Jamal?
2. What other issues could be influencing his weight?
3. What important information do you have regarding Jamal's eating habits?
4. What food consumption would be helpful to identify Jamal's present habits?

### DIAGNOSIS

5. Write a nursing diagnosis for Jamal.

### PLAN/GOAL

6. What changes do you want to see for Jamal?
7. What does Jamal need to learn about the relationship of carbohydrates and fiber?

### IMPLEMENTATION

8. Name two dietary changes that will benefit Jamal.
9. What commercially available fiber will help Jamal?
10. How would increasing his exercise help Jamal?
11. How would adding raw fruits and vegetables help?

### EVALUATION/OUTCOME CRITERIA

12. After adding more fiber and water and increasing his activity for 2 weeks, what might Jamal report about his bowel function?
13. What might Jamal relate about his new diet and exercise regime?

### THINKING FURTHER

14. How is this lesson useful to a new corporate-type person?

### RATE THIS PLATE

Jamal has a hectic schedule, but that shouldn't keep him from packing a cooler for those late-night snacks or meals. Jamal packed the following items in the cooler for one meal and snacks when he gets the munchies. Rate what has been packed for this evening and into the night.

**Sandwich**
- **2 slices 100% whole wheat bread**
- **3 oz roasted turkey**
- **2 slices tomato**
- **2 large leaves of leaf lettuce**
- **1 tsp low-fat mayonnaise**
- **1 tsp tangy mustard**
- **1 cup diet gelatin**
- **1 large apple**

**Munchies**
- **1 bag pretzels**
- **1 large orange, peeled and separated into sections**
- **20 mini carrots**
- **2 celery sticks with peanut butter in the hollow (about 2 Tbsp of peanut butter)**
- **2 Rice Krispies squares (2 in. by 2 in.)**
- **1/2 cup diet applesauce**
- **1 bag baked potato chips**




# LIPIDS OR FATS

## KEY TERMS

StudyWARE

cholesterol
chylomicron
fatty acids
glycerol
high-density lipoproteins (HDLs)
hydrogenation
hypercholesterolemia
invisible fats
lecithin
linoleic acid
linolenic acid
lipids
lipoproteins
low-density lipoproteins (LDLs)
monounsaturated fats
omega-3 fatty acids
plaque
polyunsaturated fats
satiety
saturated fats
trans-fatty acids (TFAs)
triglycerides
very-low-density lipoproteins (VLDLs)
visible fats

## OBJECTIVES

After studying this chapter, you should be able to:

- State the functions of fats in the body
- Identify sources of dietary fats
- Explain common classifications of fats
- Describe disease conditions with which excessive use of fats is associated

Fats belong to a group of organic compounds called **lipids.** The word *lipid* is derived from *lipos,* a Greek word for fat. Forms of this word are found in several fat-related health terms such as blood *lipids* (fats in the blood), hyper*lipid*emia (high levels of fat in the blood), and *lipo*proteins (carriers of fat in human blood).

Fats are greasy substances that are not soluble in water. They are soluble in some solvents such as ether, benzene, and chloroform. They provide a more concentrated source of energy than carbohydrates; each gram of fat contains 9 calories. This is slightly more than twice the calorie content of carbohydrates. Fat-rich foods are generally more expensive than carbohydrate-rich foods. Like carbohydrates, fats are composed of carbon, hydrogen, and oxygen but with a substantially lower proportion of oxygen.

**lipids**
fats

**satiety**
feeling of satisfaction; fullness

## FUNCTIONS

In addition to providing energy, fats are essential for the functioning and structure of body tissues (Table 5-1). Fats are a necessary part of cell membranes (cell walls). They contain essential fatty acids and act as carriers for fat-soluble vitamins A, D, E, and K. The fat stored in body tissues provides energy when one cannot eat, as may occur during some illness and after abdominal surgery. Adipose (fatty) tissue protects organs and bones from injury by serving as protective padding and support. Body fat also serves as insulation from cold. In addition, fats provide a feeling of **satiety** (satisfaction) after meals. This is due partly to the flavor fats give other foods and partly to their slow rate of digestion, which delays hunger.

## FOOD SOURCES

Fats are present in both animal and plant foods. The animal foods that provide the richest sources of fats are meats, especially fatty meats such as bacon, sausage, and luncheon meats; whole, low-fat, and reduced-fat milk; cream; butter; cheeses made with cream; egg yolks (egg white contains no fat; it is almost entirely protein and water); and fatty fish such as tuna and salmon.

The plant foods containing the richest sources of fats are cooking oils made from olives sunflower, safflower, or sesame seeds or from corn, peanuts, or soybeans, margarine (which is made from vegetable oils), nuts, avocados, coconut, and cocoa butter.

***Table 5-1** Fats*

| FUNCTIONS | DEFICIENCY SIGNS | SOURCES |
|---|---|---|
| Provide energy | Eczema | Animal |
| Carry fat-soluble vitamins | Weight loss | Fatty meats |
| Supply essential fatty acids | Retarded growth | Lard |
| Protect and support organs and bones | | Butter |
| Insulate from cold | | Cheese |
| Provide satiety to meals | | Cream |
| | | Whole milk |
| | | Egg yolk |
| | | Plant |
| | | Vegetable oils |
| | | Nuts |
| | | Chocolate |
| | | Avocados |
| | | Olives |
| | | Margarine |

## Visible and Invisible Fats in Food

Sometimes fats are referred to as visible or invisible, depending on their food sources. Fats that are purchased and used as fats such as butter, margarine, lard, and cooking oils are called **visible fats.** Hidden or **invisible fats** are those found in other foods such as meats, cream, whole milk, cheese, egg yolk, fried foods, pastries, avocados, and nuts.

It is often the invisible fats that can make it difficult for clients on limited-fat diets to regulate their fat intake. For example, one 3-inch doughnut may contain 12 grams of fat, whereas one 3-inch bagel contains only 2 grams of fat. One fried chicken drumstick may contain 11 grams of fat, whereas one roasted drumstick may contain only 2 grams of fat.

It is essential that the health care professional confirm that clients on limited-fat diets are carefully educated about sources of hidden fats.

**visible fats**
fats in foods that are purchased and used as fats, such as butter or margarine

**invisible fats**
fats that are not immediately noticeable such as those in egg yolk, cheese, cream, and salad dressings

**triglycerides**
three fatty acids attached to a framework of glycerol

**glycerol**
a component of fat; derived from a water-soluble carbohydrate

## CLASSIFICATION

*Triglycerides, phospholipids,* and *sterols* are all lipids found in food and the human body. Most lipids in the body (95%) are triglycerides. They are in body cells, and they circulate in the blood.

**Triglycerides** are composed of three (tri) fatty acids attached to a framework of **glycerol,** thus their name (Figure 5-1). Glycerol is derived from a water-soluble carbohydrate. **Fatty acids** are organic compounds of carbon atoms to which hydrogen atoms are attached. They are classified in two ways: essential or nonessential. *Essential fatty acids (EFAs)* are necessary fats that humans cannot synthesize; EFAs must be obtained through diet. EFAs are long-chain polyunsaturated fatty acids derived from **linoleic, linolenic,** and oleic acids. There are two families of EFAs: omega-3 and omega-6. Necessary, but nonessential, are the omega-9 fatty acids because the body can manufacture a modest amount, provided EFAs are present. (Also see the later section on polyunsaturated fats.)

The other method of classification of fatty acids is by their degree of saturation with hydrogen atoms. In this method, they are described as *saturated, monounsaturated,* or *polyunsaturated,* depending on their hydrogen content (Figure 5-2).

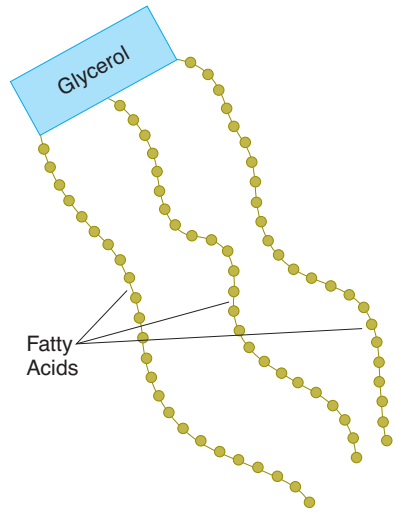


***Figure 5-1*** *A triglyceride is composed of three fatty acids attached to a framework of glycerol.*

**fatty acids**
a component of fat that determines the classification of the fat

**linoleic**
fatty acid essential for humans; cannot be synthesized by the body

**linolenic**
one of three fatty acids needed by the body; cannot be synthesized by the body

**saturated**
fats whose carbon atoms contain all of the hydrogen atoms they can; considered a contributory factor in atherosclerosis

## Saturated Fats

When a fatty acid is **saturated,** each of its carbon atoms carries all the hydrogen atoms possible. In general, animal foods contain more saturated fatty acids than unsaturated. Examples include meat, poultry, egg yolks, whole milk, whole milk cheeses, cream, ice cream, and butter. Although plant foods generally contain more polyunsaturated fatty acids than saturated fatty acids, chocolate, coconut, palm oil, and palm kernel oils are exceptions. They contain substantial amounts of saturated fatty acids. Foods containing a high proportion of saturated fats are usually solid at room temperature. It is recommended that one consume no more than 7% of total daily calories as saturated fats.

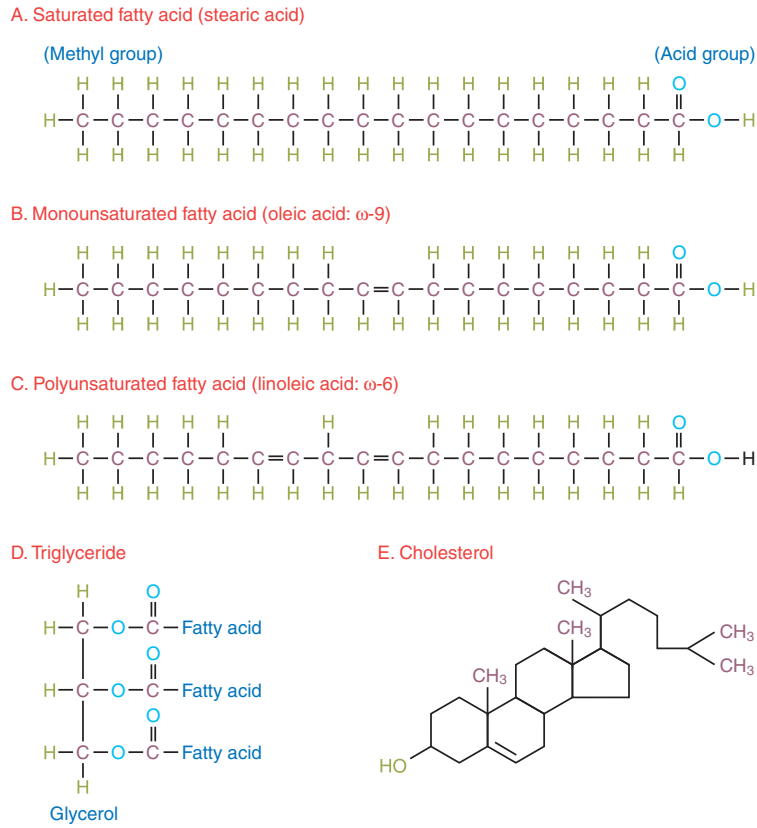


***Figure 5-2*** *Chemical formula for (A) saturated fatty acid, (B) monounsaturated fatty acid, (C) polyunsaturated fatty acid, (D) triglyceride, and (E) cholesterol.*

## Monounsaturated Fats

**monounsaturated**
fats that are neither saturated nor polyunsaturated and are thought to play little part in atherosclerosis

If a fat is **monounsaturated,** there is one place among the carbon atoms of its fatty acids where there are fewer hydrogen atoms attached than in saturated fats. Examples of foods containing monounsaturated fats are olive oil, peanut oil, canola oil, avocados, and cashew nuts. Research indicates that monounsaturated fats lower the amount of low-density lipoprotein (LDL) ("bad cholesterol") in the blood, but only when they replace saturated fats in one's diet. They have no effect on high-density lipoproteins (HDLs) ("good cholesterol"). It is recommended that one consume 15% of total daily calories as monounsaturated fats (Table 5-2).

## Polyunsaturated Fats

**polyunsaturated**
fats whose carbon atoms contain only limited amounts of hydrogen

**omega-3 fatty acids**
help lower the risk of heart disease

If a fat is **polyunsaturated,** there are two or more places among the carbon atoms of its fatty acids where there are fewer hydrogen atoms attached than in saturated fats. The point at which carbon-carbon double bonds occur in a polyunsaturated fatty acid is the determining factor in how the body metabolizes it. The two major fatty acids denoted by the placement of their double bonds are the omega-3 and omega-6 fatty acids. **Omega-3 fatty acids** have been reported to help lower the risk of heart disease. Because omega-3 fatty acids are found in fish

**Table 5-2** ***Sources of Saturated, Monounsaturated, and Polyunsaturated Fatty Acids***

| SATURATED | MONOUNSATURATED | POLYUNSATURATED |
|---|---|---|
| Meats | Canola oil | Safflower oil |
| Coconut | Olive oil | Soybean oil |
| Palm oil, palm kernel oil | Peanut oil | Sunflower oil |
| Butter | Nuts | Soybeans |
| Egg yolks | Avocados | Tofu |
| Milk and milk products (except fat-free) | Sardines | |

oils, an increased intake of fatty fish is recommended. Omega-6 (linoleic acid) has a cholesterol-lowering effect. The use of supplements of either of these fatty acids is not recommended. Examples of foods containing polyunsaturated fats include cooking oils made from sunflower, safflower, or sesame seeds or from corn or soybeans; soft margarines whose major ingredient is *liquid* vegetable oil; and fish. Foods containing high proportions of polyunsaturated fats are usually soft or oily. Polyunsaturated fats should not exceed 8% of total daily calories.

## Trans-Fatty Acid

**Trans-fatty acids (TFAs)** are produced when hydrogen atoms are added to monounsaturated or polyunsaturated fats to produce a semisolid product like margarine and shortening. A product is likely to contain a significant amount of TFAs if partially hydrogenated vegetable oil is listed in the first three ingredients on the label. The major source of TFAs in the diet is from baked goods and foods eaten in restaurants. TFAs raise LDLs and total cholesterol.

**trans-fatty acids (TFAs)**
produced by adding hydrogen atoms to a liquid fat, making it solid

### Hydrogenated Fats.

Hydrogenated fats are polyunsaturated vegetable oils to which hydrogen has been added commercially to make them solid at room temperature. This process, called **hydrogenation,** turns polyunsaturated vegetable oils into saturated fats. Margarine is made in this way. (Soft margarine contains less saturated fat than firm margarine.)

**hydrogenation**
the combining of fat with hydrogen, thereby making it a saturated fat and solid at room temperature

## CHOLESTEROL

**Cholesterol** is a sterol (Figure 5-2). It is not a true fat but a fatlike substance that exists in animal foods and body cells. It does not exist in plant foods. Cholesterol is essential for the synthesis of bile, sex hormones, cortisone, and vitamin D and is needed by every cell in the body. The body manufactures 800 to 1,000 mg of cholesterol a day in the liver.

**cholesterol**
fatlike substance that is a constituent of body cells; is synthesized in the liver; also available in animal foods

Cholesterol is a common constituent (part) of one's daily diet because it is found so abundantly in egg yolk, fatty meats, shellfish, butter, cream, cheese, whole milk, and organ meats (liver, kidneys, brains, sweetbreads) (Table 5-3).

Cholesterol is thought to be a contributing factor in heart disease because high serum cholesterol, also called **hypercholesterolemia,** is common

**hypercholesterolemia**
unusually high levels of cholesterol in blood; also known as high serum cholesterol

## SUPERSIZE USA

Taco Bell® is a favorite place to eat for the younger generation. My son would come home with 3 beef burritos, 3 tacos, nachos bellgrande, and a large cola. Let us look at the calories, fat, and sodium content of his meal.

| FOOD ITEM | CALORIES | FAT/SAT FAT (g) | | SODIUM (mg) |
|---|---|---|---|---|
| Soft Beef Taco | 210 | 9 | 4 | 620 |
| Crunchy Beef Taco | 170 | 10 | 3.5 | 330 |
| Nachos BellGrande | 760 | 42 | 6 | 1,250 |
| Large Cola | 210 | | | 13 |
| Totals for meal above: | | | | |
| 3 Soft Beef Tacos | 630 | 27 | 12 | 1,860 |
| 3 Crunchy Beef Tacos | 510 | 30 | 10.5 | 990 |
| Nachos Bellgrande | 760 | 42 | 6 | 1,250 |
| Large Cola | 210 | | | 13 |
| **GRAND TOTAL** | **2,110** | **99** | **20.5** | **4,100** |

What a tasty meal! Because it is his favorite place to eat and it fits within his budget, should he continue to eat there? As a mother and dietitian I tried to tell him the cons for his body, but like all kids he knows everything. He doesn't exercise much and worries about his weight. He should—he is on the way to supersizing himself.
Source: Retrieved June 2009 from www.tacobell.com/nutrition/information.

**plaque**
fatty deposit on interior of artery walls

in clients with atherosclerosis. Atherosclerosis is a cardiovascular disease in which **plaque** (fatty deposits containing cholesterol and other substances) forms on the inside of artery walls, reducing the space for blood flow. When the blood cannot flow through an artery near the heart, a heart attack occurs. When this is the case near the brain, a stroke occurs. (See Chapter 18.)

It is considered advisable that blood cholesterol levels not exceed 200 mg/dl (200 milligrams of cholesterol per 1 deciliter of blood). A reduction in the amount of total fat, saturated fats, and cholesterol and an increase in the amounts of monounsaturated fats in the diet, weight loss, and exercise all help to lower serum cholesterol levels. Soluble dietary fiber also is considered helpful in lowering blood cholesterol because the cholesterol binds to the fiber and is eliminated via the feces, thus preventing it from being absorbed in the small intestine. In some cases, medication may be prescribed if diet, weight loss, and exercise do not sufficiently lower serum cholesterol.

Because the development of plaque is cumulative, the preferred means of avoiding or at least limiting its development is to limit cholesterol and fat intake throughout life. If children are not fed high-cholesterol foods on a regular basis, their chances of overconsuming them as adults are reduced. Thus, their risk of heart attack and stroke is also reduced.

### EXPLORING THE WEB

Search the Web for cholesterol-lowering products. What claims do these products make? Are food–drug interactions mentioned? Are the claims based on scientific research and facts? What advice would you give a client who is inquiring about such products? Create a fact sheet that lists the myths regarding fats and cholesterol and present the facts that dispel these myths.

## DIGESTION AND ABSORPTION

Although 95% of ingested fats are digested, it is a complex process. The chemical digestion of fats occurs mainly in the small intestine. Fats are not digested in the mouth. They are digested only slightly in the stomach, where gastric lipase acts on emulsified fats such as those found in cream and egg yolk. Fats must be mixed well with the gastric juices before entering the small intestine.

**Table 5-3** ***Fat and Cholesterol Content of Some Common Foods***

| FOOD | AMOUNT | SATURATED FAT (g) | CHOLESTEROL (mg) | TOTAL FAT (g) | TOTAL KCAL |
|---|---|---|---|---|---|
| **Dairy** | | | | | |
| Creamed cottage cheese (4% fat) | 1 cup | 6.4 | 34 | 10 | 235 |
| Uncreamed cottage cheese (0.5% fat) | 1 cup | 0.4 | 10 | 1 | 125 |
| Cream cheese | 1 oz | 6.2 | 31 | 10 | 100 |
| Swiss cheese | 1 oz | 5.0 | 26 | 8 | 105 |
| American processed cheese | 1 oz | 5.6 | 27 | 9 | 105 |
| Half and half | 1 Tbsp | 1.1 | 6 | 2 | 20 |
| Heavy cream | 1 Tbsp | 3.5 | 21 | 6 | 54 |
| Nondairy creamer | 1 Tbsp | 1.4 | 0 | 1 | 20 |
| Whole milk | 1 cup | 5.1 | 33 | 8 | 150 |
| Reduced-fat milk | 1 cup | 2.9 | 18 | 5 | 120 |
| Low-fat milk | 1 cup | 1.6 | 10 | 3 | 100 |
| Fat-free milk | 1 cup | 0.3 | 4 | Trace | 85 |
| Chocolate milk shake | 10 oz | 4.8 | 30 | 8 | 335 |
| Ice cream (11% fat) | 1/2 cup | 8.9 | 59 | 14 | 270 |
| Egg | 1 | 1.7 | 274 | 6 | 80 |
| **Oils** | | | | | |
| Butter | 1 Tbsp | 7.1 | 31 | 11 | 100 |
| Margarine | 1 Tbsp | 2.2 | 0 | 11 | 100 |
| Corn oil | 1 Tbsp | 1.8 | 0 | 14 | 125 |
| **Seafood** | | | | | |
| Crabmeat (canned) | 1 cup | 0.5 | 135 | 3 | 135 |
| Salmon (canned) | 3 oz | 0.9 | 34 | 5 | 120 |
| Shrimp (canned) | 3 oz | 0.2 | 128 | 1 | 100 |
| Tuna | | | | | |
| Water-packed | 3 oz | 0.3 | 48 | 1 | 135 |
| Oil-packed | 3 oz | 1.4 | 55 | 7 | 165 |
| **Vegetable** | | | | | |
| Avocado | 1/2 | 2.2 | 0 | 15 | 150 |
| **Bread** | | | | | |
| Bagel | 1 | 0.3 | 0 | 2 | 200 |
| Doughnut | 1 | 2.8 | 20 | 12 | 210 |
| English muffin | 1 | 0.3 | 0 | 1 | 140 |
| **Nuts** | | | | | |
| Peanuts (dry roasted) | 1 oz | 2.0 | 0 | 15 | 170 |
| **Meat** | | | | | |
| Ground beef (lean) | 3 oz | 6.2 | 74 | 16 | 230 |
| Roast beef (lean) | 4.4 oz | 7.2 | 100 | 18 | 300 |
| Leg lamb (lean) | 5.2 oz | 4.8 | 130 | 12 | 280 |
| Leg lamb (lean and fat) | 6 oz | 11.2 | 156 | 26 | 410 |
| Bacon | 3 slices | 3.3 | 16 | 9 | 110 |
| Pork chop (lean) | 5 oz | 5.2 | 142 | 16 | 330 |
| Frankfurter | 1.5 oz | 4.8 | 23 | 13 | 145 |
| Chicken leg, fried (meat and skin) | 5 oz | 6.0 | 124 | 22 | 390 |
| Chicken leg, roasted (meat only) | 3.2 oz | 1.4 | 82 | 4 | 150 |

Source: U.S. Department of Agriculture. *Nutritive Values of Foods*. Home and Garden Bulletin, No. 72. 2002 (rev. ed.).

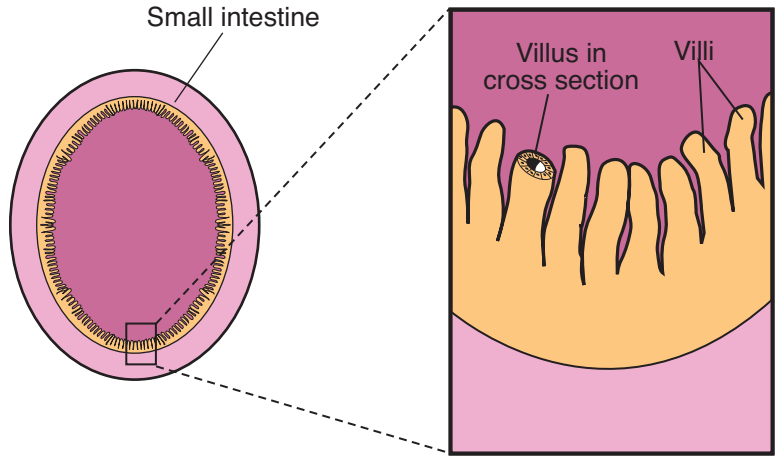


***Figure 5-3*** *The body absorbs fatty acids and glycerol through the villi of the small intestine.*

In the small intestine, bile emulsifies the fats, and the enzyme pancreatic lipase reduces them to fatty acids and glycerol, which the body subsequently absorbs through villi (Figure 5-3).

## Lipoproteins

Fats are insoluble in water, which is the main component of blood. Therefore, special carriers must be provided for the fats to be absorbed and transported by the blood to body cells. In the initial stages of absorption, bile joins with the products of fat digestion to carry fat. Later, protein combines with the final products of fat digestion to form special carriers called **lipoproteins.** The lipoproteins subsequently carry the fats to the body cells by way of the blood.

**lipoproteins**
carriers of fat in the blood

**chylomicrons**
the largest lipoprotein; transport the lipids after digestion into the body

**very-low-density lipoproteins (VLDLs)**
lipoproteins made by the liver to transport lipids throughout the body

**low-density lipoproteins (LDLs)**
carry blood cholesterol to the cells

**high-density lipoproteins (HDLs)**
lipoproteins that carry cholesterol from cells to the liver for eventual excretion

Lipoproteins are classified as **chylomicrons, very-low-density lipoproteins (VLDLs), low-density lipoproteins (LDLs),** and **high-density lipoproteins (HDLs),** according to their mobility and density. Chylomicrons are the first lipoprotein identified after eating. They are the largest lipoproteins and the lightest in weight. They are composed of 80% to 90% triglycerides. Lipoprotein lipase acts to break down the triglycerides into free fatty acids and glycerol. Without this enzyme, fat could not get into the cells.

Very-low-density lipoproteins are made primarily by the liver cells and are composed of 55% to 65% triglycerides. They carry triglycerides and other lipids to all cells. As the VLDLs lose triglycerides, they pick up cholesterol from other lipoproteins in the blood, and they then become LDLs. Low-density lipoproteins are approximately 45% cholesterol with few triglycerides. They carry most of the blood cholesterol from the liver to the cells. Elevated blood levels greater than 130 mg/dl of LDL are thought to be contributing factors in atherosclerosis. Low-density lipoprotein is sometimes termed *bad cholesterol.*

High-density lipoproteins carry cholesterol from the cells to the liver for eventual excretion. The level at which low HDL becomes a major risk

factor for heart disease has been set at 40 mg/dl. Research indicates that an HDL level of 60 mg/dl or more is considered protective against heart disease. High-density lipoproteins are sometimes called *good cholesterol.* Exercising, maintaining a desirable weight, and giving up smoking are all ways to increase one's HDL.

## METABOLISM AND ELIMINATION

The liver controls fat metabolism. It hydrolyzes triglycerides and forms new ones from this hydrolysis as needed. Ultimately, the metabolism of fats occurs in the cells, where fatty acids are broken down to carbon dioxide and water, releasing energy. The portion of fat that is not needed for immediate use is stored as adipose tissue. Carbon dioxide and water are by-products that are used or removed from the body by the circulatory, respiratory, and excretory systems.

## FATS AND THE CONSUMER

Fats continue to be of particular interest to the consumer. Most people know that fats are high-calorie foods and that they are related to heart disease. But people who are not in the health field may not know *how* fats affect health. Consequently, they may be easily duped by clever ads for or salespersons of nutritional supplements or new "health food" products.

It is important that the health care professional carefully evaluate any new dietary "supplement" for which a nutrition claim is made. If the item is not included in the RDA, DRI, or AI, it is safe to assume that medical research has not determined that it is essential. Ingestion of dietary supplements of unknown value could, ironically, be damaging to one's health.

### Lecithin

**Lecithin** is a fatty substance classified as a phospholipid. It is found in both plant and animal foods and is synthesized in the liver. It is a natural emulsifier that helps transport fat in the bloodstream. It is used commercially to make food products smooth.

Lecithin supplements have been promoted by some health food salespersons as being able to prevent cardiovascular disease. To date, this has not been scientifically proven.

**lecithin**
fatty substance found in plant and animal foods; a natural emulsifier that helps transport fats in the bloodstream; used commercially to make food products smooth

### Fat Alternatives

Research into fat alternatives has been in progress for decades. Olestra, the newest product on the market, is made from carbohydrates and fat. The FDA has approved olestra for use only in snack foods such as potato chips, tortilla chips, and crackers. The government requires that food labels indicate that olestra "inhibits the absorption of some vitamins and

other nutrients." Therefore, the fat-soluble vitamins A, D, E, and K have been added to foods containing olestra. Olestra contains no calories, but it can cause cramps and diarrhea. The products manufactured with olestra should be used in moderation.

Simplesse is made from either egg white or milk protein and contains 1.3 kcal/g. Simplesse can be used only in cold foods such as ice cream because it becomes thick or gels when heated. Simplesse is not available for home use.

Oatrim is carbohydrate-based and is derived from oat fiber. Oatrim is heat-stable and can be used in baking but not in frying. Manufacturers have used carbohydrate-based compounds for years as thickeners. Oatrim does provide calories, but significantly less than fat.

The long-term effects these products may have on human health and nutrition are unknown. If they are used in the way the U.S. population uses artificial sweeteners, they probably will not reduce the actual fat content in the diet. They may simply be additions to it. One concern among nutritionists is that they will be used in place of nutritious food that, in addition to fat, also provides vitamins, minerals, proteins, and carbohydrates.

## DIETARY REQUIREMENTS

Although no specific dietary requirement for fats is included in the RDA and DRIs, deficiency symptoms do occur when fats provide less than 10% of the total daily calorie requirement. When gross deficiency occurs, eczema (inflamed and scaly skin condition) can develop. This has been observed in infants who were fed formulas lacking the essential fatty acid linoleic acid and in clients maintained for long periods on intravenous feedings that lack linoleic acid. Also, growth may be retarded, and weight loss can occur when diets are seriously deficient in fats.

On the other hand, excessive fat in the diet can lead to obesity or heart disease. In addition, studies point to an association between high-fat diets and cancers of the colon, breast, uterus, and prostate.

The Food and Nutrition Board's Committee on Diet and Health recommends that people reduce their fat intake to 30% of total calories. The American Heart Association's newest recommendation is to consume less or no more than 7% of saturated fats, 8% polyunsaturated fats, and 15% monounsaturated fats. At present, 36% of calories in U.S. diets is derived from fats.

## CONSIDERATIONS FOR THE HEALTH CARE PROFESSIONAL

To accomplish dietary change, the health care professional should review clients' usual diets *with* them. Changes then can be introduced clearly and sensitively and with the clients' active participation. Unless clients understand *why* dietary changes are needed and want to make them, they are unlikely to change their diets.

### SPOTLIGHT on Life Cycle

Are you a TV watcher? Have you always been a TV watcher? One-fourth of U.S. children spend 4 hours or more a day watching television, and only 27% of high school students engage in moderate physical activity at least 30 minutes a day for 5 or more days of the week. Children who watch 4 or more hours of TV daily are shown to have significantly greater body mass indexes compared with those who watch less than 2 hours a day. Having a TV in the bedroom is a strong predictor of being overweight. The absence of family meals is associated with lower fruit and vegetable consumption and increased consumption of more fried foods and carbonated beverages.
(Source: Adapted from *The News Sentinel, November 2003.*)

### In The Media

**FAT IN THE DIET**

The media keep their readers informed about the positives and negatives of fat in the diet. If you listen to the American Heart Association, and you should, you will follow its recommendations of only 30% of daily calories from fat, with the emphasis on "good fats." But if you listen to the spokesperson for Dr. Atkins Diet Revolution, you will believe that there is no "bad fat." This diet recommends as much meat and fat as you want! It is imperative that the health care professional have up-to-date knowledge of the various types of fat and the positives and negatives of overconsumption and underconsumption.

## SUMMARY

In addition to providing an important source of energy, fats carry essential fatty acids and fat-soluble vitamins, protect organs and bones, insulate from cold, and provide satiety to meals. They are composed of carbon, hydrogen, and oxygen and are found in both animal and plant foods. Each gram of fat provides 9 calories. Digestion of fats occurs mainly in the small intestine, where they are reduced to fatty acids and glycerol. An excess of fat in the diet can result in obesity and possibly heart disease or cancer.

## DISCUSSION TOPICS

1. Why are fats considered a more concentrated source of energy than carbohydrates?
2. Of what value are fats to the body? List some foods rich in fats.
3. Discuss adipose tissue. Is it good? Is it bad? Explain.
4. Describe atherosclerosis. It is said that its effects are cumulative. Explain.
5. Describe the digestion and metabolism of fats. What are the end products of fat digestion?
6. Why might a client on a low-fat diet complain? How might the health care professional be helpful in such a case?
7. What are hydrogenated fats? Are they polyunsaturated? Explain.
8. Why is there a greater danger of excess fat in the U.S. diet than a deficiency of fat?
9. Discuss invisible fats and their potential impact on low-fat diets.
10. What are the probable reasons that omega-3 fatty acid capsules and lecithin have become so popular with the general public?

## SUGGESTED ACTIVITIES

1. List the foods you ate yesterday. Circle those containing visible fats. Underline those containing invisible fats. Explain why some foods are both circled and underlined. Revise your list, making it appropriate for someone on a limited-fat diet.
2. Using a cookbook, review recipes for baked products and answer the following questions about them.
   a. Why do bagels contain no cholesterol?
   b. Why does angel cake contain no cholesterol?
   c. Why does a doughnut contain cholesterol when an English muffin does not?
   d. Why does French toast contain cholesterol when the white bread it is made from may not?
   e. Why does lemon meringue pie filling contain cholesterol when apple pie filling does not?
   f. Why does a cheeseburger contain more cholesterol than a hamburger?
3. Write down five typical meals in your family's diet—one breakfast, one lunch, one dinner, and two snacks. How could you modify them to reduce the fat content?
4. Visit a fast-food restaurant and review the menu. How many items are high in fat? How many are not? Is there any invisible fat in the more "healthy" items? Share your findings with the class.

## REVIEW

Access StudyWARE CD for more review activities

Multiple choice. Select the *letter* that precedes the best answer.

1. Fats provide the most concentrated form of
   a. carbon c. lipase
   b. oxygen d. energy
2. Adipose tissue is useful because it
   a. can synthesize triglycerides
   b. prevents eczema
   c. provides satiety
   d. protects and insulates
3. Atherosclerosis is thought to increase the risk of
   a. cancer c. heart attacks
   b. plaque d. hypercholesterolemia

**4.** A diet grossly deficient in fats may be deficient in
a. lipase
b. linoleic acid
c. cholesterol
d. triglycerides

**5.** Invisible fats can be found in
a. cake and cookies
b. orange and tomato juice
c. egg white and skim milk
d. lettuce and tomatoes

**6.** Plant foods that contain saturated fats are
a. olives and avocados
b. coconut and chocolate
c. corn and soybeans
d. cashew nuts and canola oil

**7.** When a polyunsaturated vegetable oil is changed to a saturated fat, the process is called
a. hydrolysis
b. hypercholesterolemia
c. hydrogenation
d. hyperlipidemia

**8.** Linoleic acid is one of the fatty acids that is known to be
a. a triglyceride
b. saturated
c. monounsaturated
d. essential to the human diet

**9.** Cholesterol is
a. not essential to the human diet
b. thought to contribute to atherosclerosis
c. not found in animal foods
d. classified as a mineral

**10.** Another name for fats is
a. lipase
b. lipidemia
c. lipoproteins
d. lipids

**11.** Three groups of lipids found naturally in the human body and in food are triglycerides, phospholipids, and
a. cortisone
b. steroids
c. sterols
d. hydrogenated fats

**12.** Fatty acids are organic compounds of carbon atoms and
a. hydrogen atoms
b. arachidonic acids
c. triglycerides
d. glycerol

**13.** Cholesterol
a. is found in both plants and animals
b. is found only in plants
c. does not contribute in any way to heart disease
d. is a sterol

**14.** HDL (high-density lipoprotein)
a. is sometimes called good cholesterol
b. carries lipids to the cells
c. is the same as lipase
d. levels should be less than 40 mg/dl of human blood

**15.** For digestion, fats require the help of gastric lipase,
a. bile, and fatty acids
b. bile, and pancreatic lipase
c. pancreatic lipase, and glycerol
d. cholesterol, and bile

StudyWARE

# CASE IN POINT

## AFZOL: GETTING CHOLESTEROL UNDER CONTROL

Afzol is a 61-year-old Indian man who has a family history of high cholesterol. His father and brother (respectively) died at the ages of 49 and 45 of heart attacks. Afzol's wife, Anyra, had been very careful in what she prepared for Afzol when they were first married. Afzol's cholesterol was well within the high normal limits. He was feeling good and did not need his medications. Years later, Afzol is in the midst of buying out a competitor's plastics company. He is wining and dining many people and taking them to the best restaurants. He is not paying attention to his diet. This has been going on for many months, and now that the buyout has been successful, Afzol finds himself in a larger role and busier than ever. He seldom eats right and is smoking more than ever. Even though he is busier, he is less active. Anyra convinces Afzol to see his physician. Tests reveal that Afzol has a cholesterol level of 450 mg/dl, an LDL of 250 mg/dl, and an HDL of 30 mg/dl. His physician refers him to the cardiac education classes for diet education and fitness assessment. The physician is seriously considering increasing Afzol's cholesterol lowering medication but would like to wait until his assessment is completed.

### ASSESSMENT

1. What data do you have about Afzol?
2. What conclusion can you draw from Afzol's lab results?
3. What do you need to know about his current eating habits? Could foods with invisible fat have a bearing on his current diet? How could a 24-hour food diary help?
4. What about his health habits like smoking and alcohol use?
5. What is Afzol doing that is healthy for his heart?

### DIAGNOSIS

6. What is the cause of Afzol's imbalanced nutrition, more than body requirements?
7. Complete this statement: Afzol's change of lifestyle is related to _____ ?

### PLAN/GOAL

8. What two goals do you have for Afzol?

### IMPLEMENTATION

9. What topics do you need to cover related to dietary fats?
10. Name three things Afzol can do to help him recognize hidden fats in fast-food restaurants.
11. Who else should be in class with Afzol?
12. What agencies or resources could you provide to support Afzol at home?
13. How could the information on the American Heart Association Web site, at www.americanheart.org, be helpful to Afzol?

### EVALUATION/OUTCOME CRITERIA

14. What can the physician measure to determine the effectiveness of the plan?
15. What can Afzol provide to demonstrate his compliance with the plan?

### THINKING FURTHER

16. What is the worst consequence if Afzol does not reduce his cholesterol?
17. What does family history have to do with Afzol's results?
18. What are the challenges of maintaining a diet and exercise plan for the rest of your life?

## RATE THIS PLATE

Afzol met with the dietitian at the cardiac education class and indicated that he would like to learn to make better choices when eating out. Below is what Afzol usually ordered. Is this alright for his new low-cholesterol diet? Rate the plate.

**12 oz prime rib**

**Baked potato with butter and sour cream**

**Steamed vegetables with butter**

**House salad with bacon bits, hard-cooked egg, tomato, cucumber, and croutons**

**Honey mustard salad dressing—about 1/4 cup**

**Cheesecake with cherries**

**Coffee with cream**

StudyWARE

# CASE IN POINT

## FRANCESCA: LOSING WEIGHT

Francesca is a 40-year-old Italian schoolteacher who has been heavy most of her life. She is active and loves playing handball and racquetball. She was always active during school and does not know why she cannot lose her weight. She has about 100 pounds to lose. She has an Italian mother who loves to cook, and she brings Francesca a lot of traditional Italian meals. Francesca loves her mom and does not want to offend her by not eating the food. Francesca wants to lose weight and is now ready to forge ahead. She knows that the diet programs offered on TV, "lose weight fast and drop a dress size in a week," are not for her. Francesca asked her doctor for a referral to a dietitian to discuss the best way to lose weight.

### ASSESSMENT

1. What data do you currently have about Francesca?
2. What has contributed to her current problem?
3. Is this an unusual problem for a woman of 40?
4. What do you know about Francesca's personality?
5. What do you know about her knowledge of weight reduction strategies?

### DIAGNOSIS

6. What is the cause of Francesca's weight?
7. What can you tell Francesca about eating carbohydrates and fats?

### PLAN/GOAL

8. What are two reasonable, measurable goals for Francesca and her weight loss program?

### IMPLEMENTATION

9. What is the recommended rate of weight loss?
10. What is the recommended percentage of fat in the diet during weight loss?
11. What else can Francesca do besides modify her diet?
12. Given your assessment data, would you recommend Francesca diet alone or in a group? Why?
13. What other resources could be helpful to Francesca?
14. How could the Shape Up America! Web site at www.shapeup.org be helpful to Francesca?

### EVALUATION/OUTCOME CRITERIA

15. How often should Francesca weigh herself?
16. What other signs will indicate that Francesca is losing weight?

### THINKING FURTHER

17. Who else could benefit from Francesca's change in diet and activity? How?
18. For whom else could this lesson be useful?

## RATE THIS PLATE

Francesca doesn't want to hurt her mother's feelings, so she continues to eat more than her body needs. What can she do? Let's see if you can take a dinner her mother brought and make the portion sizes right for weight loss. Let's say she is on 1,600 calories per day. Create the plate. Then rate your plate.

**3 cups spaghetti with 1 cup sauce**

**4 2-oz meatballs**

**Tossed salad with cucumbers, tomatoes, black olive slices, grated cheddar cheese, and red onion slices**

**Homemade Italian dressing (oil, vinegar, and herbs)**

**2 slices garlic bread (1 1/2 oz per slice of Italian bread)**

**Crème brûlée**




# PROTEINS

## KEY TERMS

StudyWARE

albumin
amino acids
bioavailable
carboxypeptidase
complementary proteins
chymotrypsin
complete proteins
incomplete proteins
kwashiorkor
marasmus
mental retardation
negative nitrogen balance
nitrogen
nitrogen balance
physical trauma
polypeptides
positive nitrogen balance
protein energy malnutrition (PEM)
trypsin

## OBJECTIVES

After studying this chapter, you should be able to:

- State the functions of proteins in the body
- Identify the elements of which proteins are composed
- Describe the effects of protein deficiency
- State the energy yield of proteins
- Identify at least six food sources of complete proteins and six food sources of incomplete proteins

Proteins are the basic material of every body cell. By the age of 4 years, body protein content reaches the adult level of about 18% of body weight. An adequate supply of proteins in the daily diet is essential for normal growth and development and for the maintenance of health. Proteins are appropriately named. The word protein is of Greek derivation and means "of first importance."

## FUNCTIONS

Proteins build and repair body tissue, play major roles in regulating various body functions, and provide energy if there is insufficient carbohydrate and fat in the diet.

### SPOTLIGHT on Life Cycle

Did you realize that from conception to death, proteins are either building, as in babies that are developing, or repairing, as in body cells that are constantly wearing out? When an injury happens and the skin is broken, what repairs the skin? Proteins, of course. Of the six nutrient groups, only proteins can make new cells and rebuild tissue; proteins are essential throughout the entire life span, from birth through advanced age.

## Building and Repairing Body Tissue

The primary function of proteins is to build and repair body tissues. This is made possible by the provision of the correct type and number of amino acids in the diet. Also, as cells are broken down during metabolism (catabolism), some amino acids released into the blood are recycled to build new and repair other tissue (anabolism). The body uses the recycled amino acids as efficiently as those obtained from the diet.

## Regulating Body Functions

Proteins are important components of hormones and enzymes that are essential for the regulation of metabolism and digestion. Proteins help maintain fluid and electrolyte balances in the body and thus prevent edema (abnormal retention of body fluids). Proteins also are essential for the development of antibodies and, consequently, for a healthy immune system.

## Providing Energy

Proteins can provide energy if and when the supply of carbohydrates and fats in the diet is insufficient. Each gram of protein provides 4 calories. This is not a good use of proteins, however. In general, they are more expensive than carbohydrates, and most of the complete proteins also contain saturated fats and cholesterol.

# FOOD SOURCES

Proteins are found in both animal and plant foods (Table 6-1). The animal food sources provide the highest quality of complete proteins. They include meats, fish, poultry, eggs, milk, and cheese.

Despite the high biologic value of proteins from animal food sources, they also provide saturated fats and cholesterol. Consequently, complete proteins

***Table 6-1*** ***Rich Sources of Proteins***

| COMPLETE PROTEINS | | INCOMPLETE PROTEINS | |
|---|---|---|---|
| Meats | Eggs | Corn | Grains |
| Fish | Milk | Peanuts | Nuts |
| Poultry | Cheese | Peas | Sunflower seeds |
| | | Navy beans | Sesame seeds |
| | | Soybeans | |

should be carefully selected from low-fat animal foods such as fish, lean meats, and low-fat dairy products. Whole eggs should be limited to two or three a week if hyperlipidemia is a problem.

Proteins found in plant foods are incomplete proteins and are of a lower biologic quality than those found in animal foods. Even so, plant foods are important sources of protein. Examples of plant foods containing protein are corn, grains, nuts, sunflower seeds, sesame seeds, and legumes such as soybeans, navy beans, pinto beans, split peas, chickpeas, and peanuts.

Plant proteins can be used to produce textured soy protein and tofu, also called analogues. Meat alternatives (analogues) made from soybeans contain soy protein and other ingredients mixed together to simulate various kinds of meat. Meat alternatives may be canned, dried, or frozen. Analogues are excellent sources of protein, iron, and B vitamins.

Tofu is a soft cheeselike food made from soy milk. Tofu is a bland product that easily absorbs the flavors of other ingredients with which it is cooked. Tofu is rich in high-quality proteins and B vitamins, and it is low in sodium. Textured soy protein and tofu are both economical and nutritious meat replacements.

Because of their inclusion of either dairy products and eggs or dairy products alone, most individuals who follow lacto-ovo vegetarian or lacto-vegetarian diets will be able to meet their protein requirements through a balanced diet that includes milk and milk products, enriched grains, nuts, and legumes. Strict vegetarians who consume no animal products will need to be more careful to include other protein-rich food sources such as soybeans, soy milk, and tofu.

## CLASSIFICATION

The classification and quality of a protein depends on the number and types of amino acids it contains. There are 20 amino acids, but only 10 are considered essential to humans (Table 6-2). Two additional amino acids are sometimes incorporated into proteins during translation: selenocyteine and pyrrolysine. Essential amino acids are necessary for normal growth and development and must be provided in the diet. Proteins containing all the essential amino acids are of high biologic value; these proteins are called **complete proteins** and are extremely **bioavailable.** The nonessential amino acids can be produced in the body from the essential amino acids, vitamins, and minerals.

**complete proteins**
proteins that contain all the essential amino acids

**bioavailable**
ability of a nutrient to be readily absorbed and used by the body

***Table 6-2** Amino Acids*

| ESSENTIAL | | NONESSENTIAL | |
|---|---|---|---|
| Arginine* | Phenylalanine | Alanine | Glutamine |
| Histidine* | Threonine | Arginine* | Glycine |
| Isoleucine | Tryptophan | Asparagine | Histidine* |
| Leucine | Valine | Aspartic acid | Proline |
| Lysine | | Cysteine | Serine |
| Methionine | | Glutamic acid | Tyrosine |

*Essential during childhood only.

**Table 6-3** *Examples of Complementary Protein Foods*

| | | |
|---|---|---|
| Corn | and | Beans |
| Rice | and | Beans |
| Bread | and | Peanut butter |
| Bread | and | Split pea soup |
| Bread | and | Cheese |
| Bread | and | Baked beans |
| Macaroni | and | Cheese |
| Cereal | and | Milk |

**incomplete proteins**
proteins that do not contain all of the essential amino acids

**complementary proteins**
incomplete proteins that when combined provide all ten essential amino acids

**nitrogen**
chemical element found in protein; essential to life

**amino acids**
nitrogen-containing chemical compounds of which protein is composed

**polypeptides**
ten or more amino acids bonded together

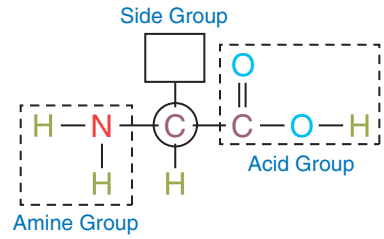


***Figure 6-1*** *Two different foods (e.g., grains and diary products) alone may not provide all the essential amino acids. Combined, however, they form a complete protein and therefore are considered complementary.*

**Incomplete proteins** are those that lack one or more of the essential amino acids. Consequently, incomplete proteins cannot build tissue without the help of other proteins. The value of each is increased when it is eaten in combination with another incomplete protein, not necessarily at the same meal but during the same day. In this way, one incomplete protein food can provide the essential amino acids the other lacks. The combination may thereby provide all the essential amino acids (Figure 6-1). When this occurs, the proteins are called **complementary proteins** (Table 6-3). Gelatin is the only protein from an animal source that is an incomplete protein.

## COMPOSITION

Like carbohydrates and fats, proteins contain carbon, hydrogen, and oxygen, but in different proportions. In addition, and most important, they are the only nutrient group that contains **nitrogen,** and some contain sulfur. Figure 6-1 is an example of an amino acid with a nitrogen (N) molecule.

Proteins are composed of chemical compounds called **amino acids** (Figure 6-2). Amino acids are sometimes called the building blocks of protein because they are combined to form the thousands of proteins in the human body. Heredity determines the specific types of proteins within each person.

## DIGESTION AND ABSORPTION

The mechanical digestion of protein begins in the mouth, where the teeth grind the food into small pieces. Chemical digestion begins in the stomach. Hydrochloric acid prepares the stomach so that the enzyme pepsin can begin its task of reducing proteins to **polypeptides.**

***Figure 6-2*** *All amino acids have a chemical backbone of a carbon atom; an amine group, which contains nitrogen; an acid group; and a side group. It is the chemical structure of the side group that gives each amino acid its unique identity.*

After the polypeptides reach the small intestine, three pancreatic enzymes (**trypsin, chymotrypsin,** and **carboxypeptidase**) continue chemical digestion. Intestinal peptidases finally reduce the proteins to amino acids.

After digestion, the amino acids in the small intestine are absorbed by the villi and are carried by the blood to all body tissues. There, they are used to form needed proteins.

**trypsin**
pancreatic enzyme; helps digest proteins

**chymotrypsin**
pancreatic enzyme necessary for the digestion of proteins

**carboxypeptidase**
pancreatic enzyme necessary for protein digestion

## METABOLISM AND ELIMINATION

All essential amino acids must be present to build and repair the cells as needed. When amino acids are broken down, the nitrogen-containing amine group is stripped off. This process is called deamination. Deamination produces ammonia, which is released into the bloodstream by the cells. The liver picks up the ammonia, converts it to urea, and returns it to the bloodstream for the kidneys to filter out and excrete. The remaining parts are used for energy or are converted to carbohydrate or fat and stored as glycogen or adipose tissue.

## DIETARY REQUIREMENTS

One's protein requirement is determined by size, age, sex, and physical and emotional conditions. A large person has more body cells to maintain than a small person. A growing child, a pregnant woman, or a woman who is breastfeeding needs more protein for each pound of body weight than the average adult. When digestion is inefficient, fewer amino acids are absorbed by the body; consequently the protein requirement is higher. This is sometimes thought to be the case with the elderly. Extra proteins are usually required after surgery, severe burns, or during infections in order to replace lost tissue and to manufacture antibodies. In addition, emotional trauma can cause the body to excrete more nitrogen than it normally does, thus increasing the need for protein foods.

### SUPERSIZE USA

Smaller portions are an important solution to the obesity epidemic. Research indicates that young adults are more apt to overeat when served larger portions of food. The study's findings suggest that the growing obesity problems in the United States are due in large part to expanding portion sizes. The study found that when participants were served 125% to 150% of their normal amounts of food, they consumed an average of 273 extra calories per person (*Journal of Nutrition* 134: 2546–2549, October 2004). This can be especially troublesome with protein overconsumption, as may be seen in double burger patties and breakfast sandwiches that include eggs, cheese, and sausage. Excessive protein consumption means higher fat and cholesterol intake; potential inadequate intake of calcium, nuts, and vegetables; and increased risk of certain diseases.
(Adapted from Levitsky, D., Youn, T. October 2004.)

The National Research Council of the National Academy of Sciences considers the average adult's daily requirement to be 0.8 gram of protein for each kilogram of body weight. To determine your requirement, do the following:

1. Divide body weight by 2.2 (the number of pounds per kilogram).
2. Multiply the answer obtained in step 1 by 0.8 (gram of protein per kilogram of body weight).

In 2002 the Dietary Reference Intakes (DRIs) for protein were published by the National Academy of Sciences (see Table 6-4). An Adequate Intake (AI) was established for infants 0 to 6 months, with all other recommendations

**Table 6-4** ***Dietary Reference Intakes (DRIs): Protein***

| LIFE STAGE GROUP | AGE | PROTEIN (GRAMS/DAY) |
|---|---|---|
| *Infants* | | |
| | 0–6 mo | 9.1 |
| | 7–12 mo | 11.0 |
| *Children* | | |
| | 1–3 y | 13 |
| | 4–8 y | 19 |
| *Males* | | |
| | 9–13 y | 34 |
| | 14–18 y | 52 |
| | 19–30 y | 56 |
| | 31–50 y | 56 |
| | 51–70 y | 56 |
| | > 70 y | 56 |
| *Females* | | |
| | 9–13 y | 34 |
| | 14–18 y | 46 |
| | 19–30 y | 46 |
| | 31–50 y | 46 |
| | 51–70 y | 46 |
| | > 70 y | 46 |
| *Pregnancy* | | |
| | 14–18 y | 71 |
| | 19–30 y | 71 |
| | 31–50 y | 71 |
| *Lactation* | | |
| | 14–18 y | 71 |
| | 19–30 y | 71 |
| | 31–50 y | 71 |

Source: Food and Nutrition Board, Institute of Medicine of the National Academies. *Dietary Reference Intakes for Energy, Carbohydrate, Fiber, Fat, Fatty Acids, Cholesterol, Protein, and Amino Acids.* The National Academies Press. 2005.

**Table 6-5 Protein in an Average Diet for 1 Day**

| | SERVING SIZE | PROTEIN (g) | CALORIE |
|---|---|---|---|
| **Breakfast** | | | |
| Orange juice | 1/2 cup | 1 | 45 |
| Cornflakes | 3/4 cup | 1 | 75 |
| with sugar | 2 tsp | | 30 |
| Toast | 2 slices | 4 | 140 |
| Butter | 1 Tbsp | | 65 |
| Jelly | 1 Tbsp | | 60 |
| Fat-free milk | 1/2 cup | 4 | 50 |
| **Lunch** | | | |
| Grapefruit juice | 1/2 cup | 1 | 50 |
| Tuna salad sandwich | 2/3 cup tuna salad | 20 | 220 |
| on bread with lettuce | 2 slices bread | 4 | 140 |
| Carrot sticks | 1 carrot | 1 | 25 |
| Canned pears | 1/2 cup | 1 | 100 |
| Oatmeal cookies | 2 | 1 | 160 |
| Fat-free milk | 1 cup | 8 | 100 |
| **Dinner** | | | |
| Chicken breast | 3 oz | 26 | 160 |
| Baked potato | 1 | 4 | 145 |
| Asparagus | 1/2 cup | | 25 |
| Sliced tomato salad | 1 tomato | 1 | 25 |
| Roll | 1 | 2 | 100 |
| with butter | 1 Tbsp | | 65 |
| Ice cream | 2/3 cup | 3 | 200 |
| Fat-free milk | 1 cup | 8 | 100 |
| | | 90 | 2,080 |

based on 0.8 g/kg of body weight. Table 6-5 provides an idea of the amount of protein in an average day's diet. (For specific amounts of protein in other foods, refer to Appendix D.)

## Protein Excess

It is easy for people living in the developed parts of the world to ingest more protein than the body requires. There are a number of reasons why this should be avoided. The saturated fats and cholesterol common to complete protein foods may contribute to heart disease and provide more calories than are desirable. Some studies seem to indicate a connection between long-term

### *In The Media*

**TOO MUCH PROTEIN—HEALTHY?**

The American Heart Association does not recommend diets high in protein. Eating too much protein restricts healthful foods that provide essential nutrients. If carbohydrates are lowered with the increased protein, the body will not be able to completely burn fat. Extra protein is stored as fat. Animal protein also contains saturated fat, which can lead to coronary heart disease, stroke, and several kinds of cancer.
(Source: Adapted from American Heart Association, January 2009.)

**EXPLORING THE WEB**

Search the Web for information on protein supplements. What are some of the claims of these products? Are they based on solid research and fact? Create fact sheets on protein supplements citing common myths and providing the truth behind the myths. How would you approach a client inquiring about the use of protein supplements?

high-protein diets and colon cancer and high calcium excretion, which depletes the bones of calcium and may contribute to osteoporosis. People who eat excessive amounts of protein-rich foods may ignore the also essential fruits and vegetables, and excess protein intake may put more demands on the liver (which converts nitrogen to urea) and the kidneys to excrete excess urea than they are prepared to handle. Therefore, the National Research Council recommends that protein intake represent no more than 15% to 20% of one's daily calorie intake and not exceed double the amount given in the table of DRIs (Table 6-4).

## Protein and Amino Acid Supplements

Protein and amino acid supplements are taken for a number of reasons, such as "bulking up" by athletes, growing fingernails, and sparing body protein in weight loss. It is weight lifting, not protein bars or protein supplements, that builds muscles. Fingernails have never been affected by extra protein, and dieters need a balanced diet using the guidelines of MyPyramid.

High-quality protein foods are more bioavailable than expensive supplements. Single amino acids can be harmful to the body and never occur naturally in food. The body was designed to handle food, not supplements. If a single amino acid has been recommended, it is very important that a physician be consulted before the amino acid is used.

## Nitrogen Balance

**nitrogen balance**
when nitrogen intake equals nitrogen excreted

**positive nitrogen balance**
nitrogen intake exceeds outgo

**physical trauma**
extreme physical stress

**negative nitrogen balance**
more nitrogen lost than taken in

Protein requirements may be discussed in terms of **nitrogen balance.** This occurs when nitrogen intake equals the amount of nitrogen excreted. **Positive nitrogen balance** exists when nitrogen intake exceeds the amount excreted. This indicates that new tissue is being formed, and it occurs during pregnancy, during children's growing years, when athletes develop additional muscle tissue, and when tissues are rebuilt after **physical trauma** such as illness or injury. **Negative nitrogen balance** indicates that protein is being lost. It may be caused by fevers, injury, surgery, burns, starvation, or immobilization.

## Protein Deficiency

**albumin**
protein that occurs in blood plasma

When people are unable to obtain an adequate supply of protein for an extended period, muscle wasting will occur, and arms and legs become very thin. At the same time, **albumin** (protein in blood plasma) deficiency will cause edema, resulting in an extremely swollen appearance. The water is excreted when sufficient protein is eaten. People may lose appetite, strength, and weight, and wounds may heal very slowly. Patients suffering from edema become lethargic and depressed. These signs are seen in grossly neglected children or in the elderly, poor, or incapacitated. It is essential that people following vegetarian diets, especially vegans, carefully calculate the types and amount of protein in their diets so as to avoid protein deficiency.

## Protein Energy Malnutrition (PEM)

People suffering from **protein energy malnutrition (PEM)** lack both protein and energy-rich foods. Such a condition is not uncommon in developing countries where there are long-term shortages of both protein and energy foods. Children who lack sufficient protein do not grow to their potential size. Infants born to mothers eating insufficient protein during pregnancy can have permanently impaired mental capacities.

Two deficiency diseases that affect children are caused by a grossly inadequate supply of protein or energy or both. **Marasmus,** a condition resulting from severe malnutrition, afflicts very young children who lack both energy and protein foods as well as vitamins and minerals. The infant with marasmus appears emaciated but does not have edema. Hair is dull and dry, and the skin is thin and wrinkled (Figure 6-3). The other protein deficiency disease that affects children as well as adults is kwashiorkor (Figure 6-4). **Kwashiorkor** appears when there is a sudden or recent lack of protein-containing food (such as during a famine). This disease causes fat to accumulate in the liver, and the lack of protein and hormones results in edema, painful skin lesions, and changes in the pigmentation of skin and hair. The mortality rate for kwashiorkor patients is high.

Those who survive these deficiency diseases may suffer from permanent **mental retardation.** The ultimate cost of food deprivation among young children is high, indeed.

Table 6-6 lists some signs that help distinguish marasmus from kwashiorkor.

**protein energy malnutrition (PEM)**
malnutrition resulting from inadequate intake of protein and energy-rich foods; marasmus and kwashiorkor

**marasmus**
severe wasting caused by lack of protein and all nutrients or faulty absorption; PEM

**kwashiorkor**
deficiency disease caused by extreme lack of protein

### EXPLORING THE WEB

Search the Web for information on protein deficiency disorders. Are there any types of these disorders found commonly in the United States? In your area of the country? For each disorder you find, create a fact sheet stating signs and symptoms of the disorder and dietary changes that can be made to correct the deficiency.

**mental retardation**
below-normal intellectual capacity

***Figure 6-3*** *Visible signs of marasmus include extreme wasting, wrinkled skin, and irritability. (CDC/Photo Researchers, Inc.)*

***Figure 6-4*** *Edema, skin lesions, and hair changes are common signs of kwashiorkor. (Francis Temman/AFP/Getty Images)*

**Table 6-6 *Differentiating Marasmus and Kwashiorkor***

| MARASMUS | KWASHIORKOR |
|---|---|
| Total surface fat (TSF)* and midarm circumference (MAC) decreased | TSF and MAC within normal limits |
| Weight decreased | Weight possibly within normal limits |
| Visceral proteins (albumin) within normal limits or decreased | Visceral proteins decreased |
| Immune function within normal limits | Immune function decreased |
| Dull, dry hair | Reddish-color hair |
| Emaciated, wrinkled appearance | Puffy appearance |
| Lack of protein and total energy | Edema |

*TSF and MAC can be determined by anthropometric measurements (see Chapter 1), which are done by a dietitian. The results are then compared with standard values obtained from measurement of a large number of people.

## CONSIDERATIONS FOR THE HEALTH CARE PROFESSIONAL

Proteins have acquired an unfairly high value among the general public in the United States. Also, many people think that proteins are found only in animal food sources. As a result, complete proteins tend to be overused in most diets.

Research about the cumulative effects of the overuse of proteins in the diet is beginning to suggest that excessive use of protein could damage kidneys, possibly contribute to osteoporosis and cancer, and cause overweight and heart disease.

The health care professional may find that reeducating patients about the need to reduce their protein intake to 15% to 20% of total calories is a challenging task.

## SUMMARY

Proteins contain nitrogen, an element that is necessary for growth and the maintenance of health. In addition to building and repairing body tissues, proteins regulate body processes and can supply energy. Each gram of protein provides 4 calories. Proteins are composed of amino acids, ten of which are essential for growth and repair of body tissues.

Complete proteins contain all of the essential amino acids and can build tissues. The best sources of complete proteins are animal foods such as meat, fish, poultry, eggs, milk, and cheese. Incomplete proteins do not contain all of the essential amino acids, and two or more of these proteins must be combined in order to build tissues. The best sources of incomplete proteins are legumes, corn, grains, and nuts. The nutritional value of incomplete protein foods can be increased by eating two or more incomplete protein foods during the day. Chemical digestion of proteins occurs in the stomach and small intestine. Proteins are reduced to amino acids and ultimately are absorbed into the blood through the villi in the small intestine.

A severe deficiency of protein in the diet can cause kwashiorkor and can contribute to marasmus in

children. Both conditions can result in impaired physical and mental development.

## DISCUSSION TOPICS

1. Why are proteins especially important to children, pregnant women, and people who are ill?
2. Of which elements are proteins composed?
3. What functions do proteins perform in the body?
4. Discuss why it may be unwise to use protein foods as energy foods.
5. Discuss the effects of protein deficiency.
6. Describe the digestion of proteins.
7. Describe the metabolism of proteins.
8. Tell what amino acids are and explain their importance. Tell where they are found.
9. Describe complete and incomplete protein foods and name several of each type.
10. How does one determine protein requirements?
11. Why might someone with a broken hip develop negative nitrogen balance in the hospital?

## SUGGESTED ACTIVITIES

1. Keep a record of the foods you eat in a 24-hour period. Using Appendix D or the diet analysis software at MyPyramid, compute the grams of protein consumed. Did your diet provide the recommended amount of protein as indicated in Table 6-4?
2. Plan a day's menu for yourself. Include foods especially rich in complete proteins.
   a. Alter your planned menu by replacing some of the complete protein foods with those containing incomplete proteins.
   b. Visit a local supermarket and compute the cost of the menu that contains complete proteins. Compute the cost of the menu that contains incomplete proteins. Which is less expensive? Why?

## REVIEW

Access StudyWARE CD for more review activities

Multiple choice. Select the *letter* that precedes the best answer.

1. The building blocks of proteins are
   a. ascorbic acids
   b. amino acids
   c. nitrogen and sulfur only
   d. meat and fish
2. Proteins are essential because they are the only nutrient that contains
   a. nitrogen
   b. niacin
   c. hydrochloric acid
   d. carbon
3. Corn, peas, and beans
   a. are complete protein foods
   b. are incomplete protein foods
   c. contain no protein
   d. lose proteins during cooking
4. Protein deficiency may result in
   a. beriberi
   b. goiter
   c. edema
   d. leukemia
5. Good sources of complete protein foods are
   a. eggs and ground beef
   b. breads and cereals
   c. butter and margarine
   d. legumes and nuts
6. One gram of protein provides
   a. 4 calories
   b. 9 calories
   c. 7 calories
   d. 19 calories
7. Complete proteins contain all the essential
   a. nutrients
   b. ascorbic acids
   c. amino acids
   d. calories
8. The *primary* function of protein is to
   a. build and repair body cells
   b. provide energy
   c. digest minerals and vitamins
   d. none of the above
9. Once proteins reach the small intestine, chemical digestion continues through the action of
   a. rennin
   b. pancreatic enzymes
   c. bile
   d. hydrochloric acid
10. It is unwise to regularly ingest excessive amounts of protein because
    a. it can cause positive nitrogen balance
    b. it can contribute to heart disease
    c. it may reduce the work of the kidneys
    d. it may cause uremic poisoning

Arrange the following foods into two lists, one containing those that are the best sources of complete proteins and one containing those that are the best sources of incomplete proteins.

| | |
|---|---|
| Scrambled eggs | Refried beans |
| Corn on the cob | Hot chocolate milk |
| Chickpeas and rice | Fat-free milk |
| Beef burgers | Baked navy beans |
| Filet of sole | Fried chicken |
| Peanuts | Swiss cheese |

# CASE IN POINT

StudyWARE

## ANIKA: FOLLOWING A PROTEIN DIET

Anika, a college student from Germany, has been on the Atkins diet for 6 months and finds that she misses eating fruit and vegetables. She has seen a weight reduction with Atkins but is tired of all the meat and fats. Anika has been investigating the new rage—the South Beach diet. Because this diet allows for more vegetables and fruits, Anika thinks this is the way to go to lose the weight she wants, keep it off, and have fruits and vegetables.

### ASSESSMENT

1. What data do you have about Anika's eating habits?
2. What do you know about her ability to develop habits?
3. What is the cause of the current dissatisfaction?

### DIAGNOSIS

4. Complete the following diagnostic statement: Imbalanced nutrition, more than body requirements, as evidenced by _____ .
5. Complete the following diagnostic statement: Deficient knowledge related to a lack of information about _____ .

### PLAN/GOAL

6. What are two measurable, reasonable goals for Anika?

### IMPLEMENTATION

7. What factors need to be altered in Anika's diet?
8. What does Anika need to add to her diet?
9. Using preferences, suggest some alternative menus that would help Anika lose weight.

### EVALUATION/OUTCOME CRITERIA

10. What criterion would a dietitian use to measure Anika's success?
11. What diseases would Anika avoid by reducing her long-term protein intake?

### THINKING FURTHER

12. Which protein sources are most economical and are low in calories? How could this information be useful in other situations?

### RATE THIS PLATE

Anika wants more fruits and vegetables in her diet. Good for her! Unfortunately, for the first 2 weeks on the South Beach diet there will be no carbohydrates. Anika didn't know that, but she thinks she can do it for 2 long weeks. Anika has chosen to eat the following for one of her meals. Rate this plate.

**3-egg cheese omelet made with butter in the skillet**

**4 slices crisp bacon**

**3 sausage links**

**Kale and an orange wedge**

StudyWARE

# CASE IN POINT

## EDNA: RECOVERING FROM A SERIOUS ACCIDENT

Edna is a 78-year-old Caucasian female who was the driver in a very serious car accident with her husband, Tom. The emergency medical team had to cut open the car to get them out. Miraculously, Tom had only scrapes and bruises. But Edna suffered bilateral leg fractures, head injury, and internal abdominal injuries. Edna required numerous life-saving surgeries. Although Edna had been seriously injured, the doctors were confident that she would survive.

Initially, Edna was on intravenous feedings of hyperalimentation (see Chapter 22). The hospital dietitian monitored her nutritional status closely. Finally, Edna made the transition to oral nutrition. Edna was going to be hospitalized for at least 3 more weeks, followed by 6 to 8 weeks of bed rest for her fractures. She was eating between 40% and 50% of her meals and at times forced herself to eat. The most recent note by the physician read, "Her wounds are healing, but slower than expected." The physical therapist documented, "She can tolerate only 15 minutes of range-of-motion exercises and complains about being too tired to continue." The dietitian ordered another 48-hour calorie count.

### ASSESSMENT

1. What information do you have about Edna and her nutrition?
2. What deficit does the dietitian suspect?
3. What does the physician suspect?
4. How significant is the problem?
5. If Edna were 5 feet 2 inches tall and weighed 110 pounds before the accident, what would her daily protein requirements be?
6. What two benefits of protein is Edna missing?

### DIAGNOSIS

7. What is the cause of Edna's nutritional problem?
8. Complete the following nursing diagnosis statement: Edna's imbalanced nutrition less than body requirements, related to _____ resulting in _____.

### PLAN/GOAL

9. What is your goal for Edna?

### IMPLEMENTATION

10. What will the calorie count reveal?
11. What do you need to know about Edna's food preferences?
12. What could Tom do to help during meals?
13. What should be the size and frequency of Edna's meals?
14. Should appetite stimulants be used?
15. Should liquid nutritional supplements be used?
16. Which proteins could provide the highest quality per bite?

### EVALUATION/OUTCOME CRITERIA

17. What criteria would the doctor, physical therapist, and dietitian use to evaluate the effectiveness of the plan?
18. Would weight gain be an effective criterion? If not, why not?

### THINKING FURTHER

19. How could the lessons from this case be used in other situations?

## RATE THIS PLATE

Edna needs protein for healing and carbohydrates for energy. Without carbohydrates Edna's body will pull protein from her lean muscle mass. Edna is still in the hospital, and so the dietitian can give her supplements with extra calories and protein. The calorie count will determine if the dietitian will recommend that Edna be given tube feeding along with oral intake. For patients who are not eating, it is advantageous to give them six small meals per day so as to not overwhelm them with so much food at one time.

***Lunch***

**1/2 slice meatloaf**

**1/4 cup mashed potatoes and 1 Tbsp gravy**

**1/4 cup green beans**

**1/2 cup egg custard**

**1/2 cup apple juice**

**1/2 scoop protein powder mixed with food and drinks**

***2:00 p.m.***

**High-protein milkshake**

**4 oz whole milk**

**1 cup ice cream**

**1 scoop protein powder (5 grams protein and 28 calories)**

Using MyPyramid or Diet Analysis Plus, determine how many calories and how much protein Edna got from this meal and snack. You will have to add the protein powder by hand.




# VITAMINS

## KEY TERMS

StudyWARE

anencephaly
antioxidant
ascorbic acid
avitaminosis
beriberi
biotin
carotenoids
catalysts
coagulation
cobalamin
coenzymes
collagen
fat-soluble
folate/folic acid
free radicals
heme iron
hemolysis
hemorrhage
hypervitaminosis
international units
intrinsic factor
megadoses
megaloblastic anemia
myelin
neural tube defects (NTDs)
niacin
niacin equivalent (NE)
nonheme iron
pantothenic acid
pellagra
pernicious anemia
precursor
prohormone
provitamin
retinol
retinol equivalent (RE)
riboflavin
scurvy
spina bifida
thiamine
tocopherols
tocotrienols
vitamin supplements
water-soluble
xerophthalmia

## OBJECTIVES

After studying this chapter, you should be able to:

- State one or more functions of each of the 13 vitamins discussed
- Identify at least two food sources of each of the vitamins discussed
- Identify some symptoms of, or diseases caused by, deficiencies of the vitamins discussed

Vitamins are organic (carbon-containing) compounds that are essential in small amounts for body processes. Vitamins themselves do not provide energy. They enable the body to use the energy provided by carbohydrates, fats, and proteins. The name vitamin implies their importance. *Vita* in Latin, means life. They do not, however, represent a panacea (universal remedy) for physical or mental illness or a way to alleviate the stressors in life. They should not be overused—more is not necessarily better. In fact, **megadoses** can be toxic (poisonous). In the past it was believed that a healthy person eating a balanced diet would obtain all the nutrients—including vitamins—needed. That was in the past. Today's reality is such that with after-school sports, dance lessons, music practice or lessons, both parents working, and more, people are in a time and energy crunch. So in many homes, home-cooked family meals have been replaced by fast food, home delivery, vending machines, and processed foods. Most of these choices are not found in the fruit and vegetable recommendation from MyPyramid.

**Table 7-1** *Vitamins*

| FAT-SOLUBLE (4) | WATER-SOLUBLE (9) | |
|---|---|---|
| Vitamin A | Vitamin B complex includes: | |
| Vitamin D | Thiamine ($B_1$) | Vitamin $B_{12}$ (cobalamin) |
| Vitamin E | Riboflavin ($B_2$) | Folate |
| Vitamin K | Niacin | Biotin |
| | Vitamin $B_6$ | Pantothenic acid |
| | Vitamin C (ascorbic acid) | |

**megadoses**
extraordinarily large amounts

The existence of vitamins has been known since early in the twentieth century. It was discovered that animals fed diets of pure proteins, carbohydrates, fats, and minerals did not thrive as did those fed normal diets that included vitamins.

Vitamins were originally named by letter. Subsequent research has shown that many of the vitamins that were originally thought to be a single substance are actually groups of substances doing similar work in the body. Vitamin B proved to be more than one compound—$B_1$, $B_6$, $B_{12}$, and so on—and consequently is now known as B complex. Many of the 13 known vitamins are currently named according to their chemical composition or function in the body (Table 7-1).

Vitamins are found in minute amounts in foods. The specific amounts and types of vitamins in foods vary.

## DIETARY REQUIREMENTS

Since 1997, the Food and Nutrition Board of the Institute of Medicine has been establishing Dietary Reference Intakes (DRIs) to replace the Recommended Dietary Allowances (RDAs) as outlined in Table 7-2. Tolerable Upper Limits (ULs) have also been set for some vitamins and minerals. The UL is the maximum

**Table 7-2** *Adequate Intakes for Biotin and Pantothenic Acid*

| CATEGORY | AGE | BIOTIN (mg) | PANTOTHENIC ACID (mg) |
|---|---|---|---|
| Infants | 0–6 mo | 5 | 1.7 |
| | 7–12 mo | 6 | 1.8 |
| Children and adolescents | 1–3 y | 8 | 2 |
| | 4–8 y | 12 | 3 |
| | 9–13 y | 20 | 4 |
| | 14–18 y | 25 | 5 |
| Adults | 19–70 y | 30 | 5 |

Source: National Academy of Sciences. *Dietary Reference Intakes: The Essential Guide to Nutrient Requirements* © 2006. Courtesy of the National Academic Press, Washington, DC.

## SPOTLIGHT on Life Cycle

Hypervitaminosis can be very dangerous. Several years ago, I received a letter from my sister informing me that she had been diagnosed with Alzheimer's and she had approximately 3 years until she would no longer recognize me. I was devastated. My sister is a very intelligent person who keeps up with the latest nutrition information about diabetes (she has type 2), nutrition in general, and supplements. Over the years, we had many discussions about what supplements would be beneficial for her age, which is currently 82.

What I didn't know was that she and my brother-in-law, who live in Florida, had been going to a health food store and had been talked into taking a multitude, I mean handfuls, of vitamins, minerals, and herbal supplements. During my next visit, I discovered one entire dresser drawer full of bottles of vitamins, minerals, and herbal supplements that they had been taking for about 2 years. My brother, who visited more often than I, knew that there had been a change in my sister's cognition. She would stop talking in mid-sentence, lose her train of thought, and even slur her speech. That explained why, when I would call, she would not want to talk very long. My brother and I found it hard to believe she really had Alzheimer's, given her symptoms.

During my next visit, my brother and I got rid of all the supplements, and we helped my sister apply and thankfully be accepted into the assisted-living section of a retirement community. We did this so that my sister's medication and approved supplements would be given at designated times. Since then, 2 years have gone by, and my sister does not have Alzheimer's. Her cognition is fine, no more slurred speech or low blood pressure (caused by excessive potassium), and just a little forgetfulness. I almost lost my sister because of overconsumption of vitamins, minerals, and herbal supplements, and now I have her back. I am so grateful!

level of daily intake unlikely to cause adverse effects and is not a recommended level of intake. Vitamin allowances are given by weight—milligrams (mg) or micrograms (μg or mcg).

Vitamin deficiencies can occur and can result in disease. Persons inclined to vitamin deficiencies because they do not eat balanced diets include alcoholics, the poor and incapacitated elderly, patients with serious diseases that affect appetite, mentally retarded persons, and young children who receive inadequate care. Also, deficiencies of fat-soluble vitamins occur in patients with chronic malabsorption diseases such as cystic fibrosis, celiac disease, and Crohn's disease.

The term **avitaminosis** means "without vitamins." This word followed by the name of a specific vitamin is used to indicate a serious lack of that particular vitamin. **Hypervitaminosis** is the excess of one or more vitamins. Either a lack or excess of vitamins can be detrimental to a person's health.

Vitamins taken in addition to those received in the diet are called **vitamin supplements.** These are available in concentrated forms in tablets, capsules, and drops. Vitamin concentrates are sometimes termed *natural* or *synthetic* (manufactured). Some people believe that a meaningful difference exists between the two types and that the natural are far superior in quality to the synthetic. However, according to the U.S. Food and Drug Administration (FDA), the body cannot distinguish between a vitamin of plant or animal origin and one manufactured in a laboratory because once they have been dismantled by the digestive system, the two types of the same vitamin are chemically identical.

Synthetic vitamins are frequently added to foods during processing. When this is done, the foods are described as enriched or fortified. Examples of these foods are enriched breads and cereals to which thiamine, niacin, riboflavin, folate, and the mineral iron have been added. Vitamins A and D are added to milk and fortified margarine.

**avitaminosis**
without vitamins

**hypervitaminosis**
condition caused by excessive ingestion of one or more vitamins

**vitamin supplements**
concentrated forms of vitamins; may be in tablet or liquid form

### EXPLORING THE WEB

Search the Web for vitamin supplements. Choose a supplement to report on. What claims are made by this product? What are they based on? Prepare a fact sheet that highlights the health benefits of this product and the adverse effects this product may have. What should consumers be aware of if they are taking this product?

## Preserving Vitamin Content in Food

Occasionally, vitamins are lost during food processing. In most cases, food producers can replace these vitamins with synthetic vitamins, making the processed food nutritionally equal to the unprocessed food. Foods in which vitamins have been replaced are called restored foods.

Because some vitamins are easily destroyed by light, air, heat, and water, it is important to know how to preserve the vitamin content of food during its preparation and cooking. Vitamin loss can be avoided by the following:

- Buying the freshest, unbruised vegetables and fruits locally and using them raw whenever possible
- Preparing fresh vegetables and fruits just before serving
- Heating canned vegetables quickly and in their own liquid
- Following package directions when using frozen vegetables or fruit
- Using as little water as possible when cooking and having it boiling before adding vegetables, or, preferably, steaming them
- Covering the pan, cooking vegetables until bright in color and crisp tender
- Saving any cooking liquid for later use in soups, stews, and gravies
- Storing fresh vegetables and most fruits in a cool, dark place
- Microwave fruits and vegetables in 1 to 2 tablespoons of water

## CLASSIFICATION

Vitamins are commonly grouped according to solubility. A, D, E, and K are **fat-soluble,** and B complex and C are **water-soluble** (Table 7-3). In addition, vitamin D is sometimes classified as a hormone, and the B-complex group may be classified as **catalysts** or **coenzymes.** When a vitamin has different chemical forms but serves the same purpose in the body, these forms are sometimes called vitamers. Vitamin E is an example. Sometimes a **precursor,** or **provitamin,** is found in foods. This is a substance from which the body can synthesize (manufacture) a specific vitamin. **Carotenoids** are examples of precursors of vitamin A and are referred to as provitamin A.

**fat-soluble**
can be dissolved in fat

**water-soluble**
can be dissolved in water

**catalysts**
substances that cause another substance to react

**coenzymes**
active parts of an enzyme

**precursor**
something that comes before something else; in vitamins it is also called a provitamin, something from which the body can synthesize the specific vitamin

**provitamin**
a precursor of a vitamin

**carotenoids**
plant pigments, some of which yield vitamin A

## FAT-SOLUBLE VITAMINS

The fat-soluble vitamins A, D, E, and K are chemically similar. They are not lost easily in cooking but are lost when mineral oil is ingested. Mineral oil is not absorbed by humans. Consequently, it may be used in salad dressings to avoid the calories of vegetable oils. It is sometimes used as a laxative by the elderly. Its use should be discouraged because it picks up and carries with it fat-soluble vitamins that are then lost to the body. After absorption, fat-soluble vitamins are transported through the blood by lipoproteins because they are not soluble in water. Excess amounts can be stored in the liver. Therefore, deficiencies of fat-soluble vitamins are slower to appear than are those caused by a lack of water-soluble vitamins. Because of the body's ability to store them, megadoses of fat-soluble vitamins should be avoided, as they can reach toxic levels.

**Table 7-3** ***Fat-Soluble Vitamins and Water-Soluble Vitamins***

| NAME | FOOD SOURCES | FUNCTIONS | DEFICIENCY/TOXICITY |
|---|---|---|---|
| **Fat-soluble vitamins** | | | |
| Vitamin A (retinol) | Animal<br>Liver<br>Whole milk<br>Butter<br>Cream<br>Cod liver oil<br>Plants<br>Dark green leafy vegetables<br>Deep yellow or orange fruit<br>Fortified margarine | Maintenance of vision in dim light<br>Maintenance of mucous membranes and healthy skin<br>Growth and development of bones<br>Reproduction<br>Healthy immune system<br>Antioxidant | Deficiency<br>Night blindness<br>Xerophthalmia<br>Respiratory infections<br>Bone growth ceases<br>Toxicity<br>Birth defects<br>Bone pain<br>Anorexidant<br>Enlargement of liver |
| Vitamin D (calciferol) | Animal<br>Eggs<br>Liver<br>Fortified milk<br>Fortified margarine<br>Oily fish<br>Plants<br>None<br>Other sources<br>Sunlight | Regulation of absorption of calcium and phosphorus<br>Building and maintenance of normal bones and teeth<br>Prevention of tetany | Deficiency<br>Rickets<br>Osteomalacia<br>Osteoporosis<br>Poorly developed teeth and bones<br>Muscle spasms<br>Toxicity<br>Kidney stones<br>Calcification of soft tissues |
| Vitamin E (tocopherol) | Animal<br>None<br>Plants<br>Green and leafy vegetables<br>Margarine<br>Salad dressing<br>Wheat germ<br>Vegetable oils<br>Nuts | Antioxidant<br>Considered essential for protection of cell structure, especially of red blood cells | Deficiency<br>Destruction of red blood cells<br>Toxicity |

*(continued)*

**Table 7-3 Continued**

| NAME | FOOD SOURCES | FUNCTIONS | DEFICIENCY/TOXICITY |
|---|---|---|---|
| Vitamin K | Animal<br>Liver<br>Milk<br>Plants<br>Green leafy vegetables<br>Cabbage, broccoli<br>Brussels sprouts | Blood clotting | Deficiency<br>Prolonged blood clotting or hemorrhaging<br>Toxicity<br>Hemolytic anemia<br>Interferes with anticlotting medications |
| **Water-soluble vitamins** | | | |
| Thiamine (vitamin $B_1$) | Animal<br>Lean pork<br>Beef<br>Liver<br>Eggs<br>Fish<br>Plants<br>Whole and enriched grains<br>Legumes<br>Brewer's yeast | Metabolism of carbohydrates and some amino acids<br>Maintains normal appetite and functioning of nervous system | Deficiency<br>Gastrointestinal tract, nervous system, and cardiovascular system problems<br>Beriberi<br>Toxicity<br>None |
| Riboflavin (vitamin $B_2$) | Animal<br>Liver, kidney, heart<br>Milk<br>Cheese<br>Plants<br>Green, leafy vegetables<br>Cereals<br>Enriched bread | Aids release of energy from food<br>Health of the mouth tissue<br>Healthy eyes | Deficiency<br>Cheilosis<br>Eye sensitivity<br>Dermatitis<br>Glossitis<br>Photophobia<br>Toxicity<br>None |
| Niacin (nicotinic acid) | Animal<br>Milk<br>Eggs<br>Fish<br>Poultry<br>Plants<br>Enriched breads and cereals | Energy metabolism<br>Healthy skin and nervous and digestive systems | Deficiency<br>Pellagra—dermatitis, dementia, diarrhea<br>Toxicity<br>Vasodilation of blood vessels |

*(continued)*

**Table 7-3 Continued**

| NAME | FOOD SOURCES | FUNCTIONS | DEFICIENCY/TOXICITY |
|---|---|---|---|
| Pyridoxine (vitamin $B_6$) | Animal<br>Pork<br>Fish<br>Poultry<br>Liver, kidney<br>Milk<br>Eggs<br>Plants<br>Whole-grain cereals<br>Legumes | Conversion of tryptophan to niacin<br>Release of glucose from glycogen<br>Protein metabolism and synthesis of nonessential amino acids | Deficiency<br>Cheilosis<br>Glossitis<br>Dermatitis<br>Confusion<br>Depression<br>Irritability<br>Toxicity<br>Depression<br>Nerve damage |
| Vitamin $B_{12}$ (cobalamin) | Animal<br>Seafood<br>Poultry<br>Liver, kidney<br>Muscle meats<br>Eggs<br>Milk<br>Cheese<br>Plants<br>None | Synthesis of red blood cells<br>Maintenance of myelin sheaths<br>Treatment of pernicious anemia<br>Folate metabolism | Deficiency<br>Degeneration of myelin sheaths<br>Pernicious anemia<br>Sore mouth and tongue<br>Anorexia<br>Neurological disorders<br>Toxicity<br>None |
| Folate (folic acid) | Animal<br>Liver<br>Plants<br>Leafy green vegetables<br>Spinach<br>Legumes<br>Seeds<br>Broccoli<br>Cereal and flour fortified with folate<br>Fruit | Synthesis of RBCs<br>Synthesis of DNA | Deficiency<br>Anemia<br>Glossitis<br>Neural tube defects such as anencephaly and spina bifida<br>Toxicity<br>Could mask a $B_{12}$ deficiency |

*(continued)*

**Table 7-3** *Continued*

| NAME | FOOD SOURCES | FUNCTIONS | DEFICIENCY/TOXICITY |
|---|---|---|---|
| Biotin | Animal<br>Milk<br>Liver and kidney<br>Egg yolks<br>Plants<br>Legumes<br>Brewer's yeast<br>Soy flour<br>Cereals<br>Fruit | Coenzyme in carbohydrate and amino acid metabolism<br>Niacin synthesis from tryptophan | Deficiency<br>Dermatitis<br>Nausea<br>Anorexia<br>Depression<br>Hair loss<br>Toxicity<br>None |
| Pantothenic acid | Animal<br>Eggs<br>Liver<br>Salmon<br>Poultry<br>Plants<br>Mushrooms<br>Cauliflower<br>Peanuts<br>Brewer's yeast | Metabolism of carbohydrates, lipids, and proteins<br>Synthesis of fatty acids, cholesterol, steroid hormones | Deficiency<br>Rare: burning feet syndrome; vomiting; fatigue<br>Toxicity<br>None |
| Vitamin C (ascorbic acid) | Animal<br>None<br>Plants<br>All citrus fruits<br>Broccoli<br>Melons<br>Strawberries<br>Tomatoes<br>Brussels sprouts<br>Potatoes<br>Cabbage<br>Green peppers | Prevention of scurvy<br>Formation of collagen<br>Healing of wounds<br>Release of stress hormones<br>Absorption of iron<br>Antioxidant<br>Resistance to infection | Deficiency<br>Scurvy<br>Muscle cramps<br>Ulcerated gums<br>Tendency to bruise easily<br>Toxicity<br>Raised uric acid level<br>Hemolytic anemia<br>Kidney stones<br>Rebound scurvy |

# Vitamin A

Vitamin A consists of two basic dietary forms: preformed vitamin A, also called **retinol,** which is the active form of vitamin A; and carotenoids, the inactive form of vitamin A, which are found in plants.

**retinol**
the preformed vitamin A

**Functions.** Vitamin A is a family of fat-soluble compounds that play an important role in vision, bone growth, reproduction, and cell division. Vitamin A helps regulate the immune system, which helps fight infections. Vitamin A has been labeled as an **antioxidant** when, in fact, provitamin A (carotenoids) is the part of the family that functions as an antioxidant. Antioxidants protect cells from **free radicals.** Free radicals are atoms or groups of atoms with an odd (unpaired) number of electrons and can be formed when oxygen interacts with certain molecules. Once formed, these highly reactive radicals can start a chain reaction. When they react with important cellular components such as DNA or cell membranes, the most damage occurs. Antioxidants have the capability of safely interacting with free radicals and stopping the chain reaction before vital cells are damaged.

**antioxidant**
a substance preventing damage from oxygen

**free radicals**
atoms or groups of atoms with an odd (unpaired) number of electrons and can be formed when oxygen interacts with certain molecules

The first organic free radical was discovered in 1900 by Moses Gomberg. In the 1950s, Denman Harman, M.D., was the first to propose the free radical theory of aging.

**Sources.** There are two forms of vitamin A: preformed vitamin A and provitamin A. Retinol is a preformed vitamin A and is one of the most active and usable forms of vitamin A. Retinol can be converted to retinal and retinoic acid, other active forms of vitamin A.

Provitamin A carotenoids can be converted to vitamin A from darkly colored pigments, both green and orange, in fruits and vegetables. Common carotenoids are beta-carotene, lutein, lycopene, and zeaxanthin. Beta-carotene is most efficiently converted to retinol. Eating "five-a-day" of fruits and vegetables is highly recommended. The best sources of beta-carotene are carrots, sweet potatoes, spinach, broccoli, pumpkin, squash (butternut), mango, and cantaloupe.

Research has shown that regular consumption of foods rich in carotenoids decreases the risk of some cancers because of its antioxidant effect. Taking a beta-carotene supplement has not shown the same results.

Preformed vitamin A (retinol) is found in fat-containing animal foods such as liver, butter, cream, whole milk, whole-milk cheeses, and egg yolk. It is also found in low-fat milk products and in cereals that have been fortified with vitamin A, but these are not the best sources.

**Requirements.** A well-balanced diet is the preferred way to obtain the required amounts of vitamin A. Vitamin A values are commonly listed as a **retinol equivalent (RE).** A retinol equivalent is 1 μg retinol or 6 μg beta carotene. Refer to the inside back cover of this text for the dietary reference intakes of vitamin A as prescribed by the Food and Nutrition Board of the Institute of Medicine.

**retinol equivalent (RE)**
the equivalent of 3.33 international units of vitamin A

**Hypervitaminosis.** The use of a single vitamin supplement should be discouraged because an excess of vitamin A can have serious consequences. Signs of hypervitaminosis A may include birth defects, hair loss, dry skin, headaches, nausea, dryness of mucous membranes, liver damage, and bone and joint pain. In general, these symptoms tend to disappear when excessive intake is discontinued.

**SUPERSIZE USA**

"Overweight? Diabetic? Cholesterol out of control? Have we got a deal for you!" Rising rates of obesity, diabetes, and other health conditions have marketers looking to people with chronic illness as the new must-reach population. It's part of a cultural shift that increasingly sees health problems as lifestyles rather than diseases. Now the food industry is realizing those lifestyles can have a major influence on spending habits. People with chronic health problems are two to three times more likely than their healthy peers to follow special diets, making them prime targets for low-fat, low-sugar, and other specialty foods. Marketing is becoming ailment-specific. The American Dietetic Association says anything that makes it easier for consumers to make healthy choices is a good thing. (Source: Adapted from *Atlanta Journal Constitution,* 2005.)

**xerophthalmia**
serious eye disease characterized by dry mucous membranes of the eye, caused by a deficiency of vitamin A

**Deficiency.** Signs of a deficiency of vitamin A include night blindness; dry, rough skin; and increased susceptibility to infections. Avitaminosis A can result in blindness or **xerophthalmia,** a condition characterized by dry, lusterless, mucous membranes of the eye. Lack of vitamin A is the leading cause of blindness in the world (discounting accidents).

## Vitamin D

Vitamin D exists in two forms—$D_2$ (ergocalciferol) and $D_3$ (cholecalciferol). Each is formed from a provitamin when irradiated with (exposed to) ultraviolet light. They are equally effective in human nutrition, but $D_3$ is the one that is formed in humans from cholesterol in the skin. $D_2$ is formed in plants. Vitamin D is considered a **prohormone** because it is converted to a hormone in the human body.

**prohormone**
substance that precedes the hormone and from which the body can synthesize the hormone

Vitamin D is heat-stable and not easily oxidized, so it is not harmed by storage, food processing, or cooking.

**Functions.** The major function of vitamin D is the promotion of calcium and phosphorus absorption in the body. By contributing to the absorption of these minerals, it helps to raise their concentration in the blood so that normal bone and tooth mineralization can occur and tetany (involuntary muscle movement) can be prevented. (Tetany can occur when there is too little calcium in the blood. This condition is called hypocalcemia.)

Vitamin D is absorbed in the intestines and is chemically changed in the liver and kidneys. Excess amounts of vitamin D are stored in the liver and in adipose tissue.

**Sources.** The best source of vitamin D is sunlight, which changes a provitamin to vitamin $D_3$ in humans. It is sometimes referred to as the sunshine vitamin. The amount of vitamin D that is formed depends on the individual's pigmentation (coloring matter in the skin) and the amount of sunlight available. The best food sources of vitamin D are milk, fish liver oils, egg yolk, butter, and fortified margarine. Because of the rather limited number of food sources of vitamin D and the unpredictability of sunshine, health authorities decided that the vitamin should be added to a common food. Milk was selected.

**Table 7-4** *Adequate Intakes for Vitamin D*

| | |
|---|---|
| Newborns through 51 years | 5.0 μg (200 international units) |
| 51–70 years | 10.0 μg (400 international units) |
| 70+ years | 15.0 μg (600 international units) |
| Pregnant and lactating women | 5.0 μg (200 international units) |

Source: National Academy of Sciences. *Dietary Reference Intakes. The Essential Guide to Nutrient Requirements* © 2006. Courtesy of the National Academic Press, Washington, DC.

Consequently, most milk available in the United States today has had 10 μg of vitamin D concentrate added per quart.

**Requirements.** Under the DRIs, there are several reference values included. Vitamin D levels are given as Adequate Intake levels, or AI (Table 7-4).

People who are seldom outdoors, those who use sunscreens, and those who live in areas where there is little sunlight for 3 to 4 months a year should be especially careful that their diets provide their AI levels of vitamin D. Drinking 2 cups of vitamin D–fortified fat-free milk each day will provide sufficient vitamin D to those between birth and 50 years of age. Between the ages of 51 and 70, 1 quart of such milk will be needed each day to fulfill the AI. After 70, 1½ quarts will be needed daily. In this last age-group, a vitamin D supplement may be needed.

Vitamin D or, specifically, cholecalciferol values are given in micrograms (μg or mcg.) or in **international units;** 5 μg equals 200 international units.

**international units**
units of measurement of some vitamins; 5 μg = 200 international units

**Hypervitaminosis.** Hypervitaminosis D must be avoided because it can cause deposits of calcium and phosphorus in soft tissues, kidney and heart damage, and bone fragility.

**Deficiency.** The deficiency of vitamin D inhibits the absorption of calcium and phosphorus in the small intestine and results in poor bone and tooth formation. Young children suffering vitamin D deficiency may develop rickets, which causes malformed bones and pain, and their teeth may be poorly formed, late in appearing, and particularly subject to decay. Adults lacking sufficient vitamin D may develop osteomalacia, softening of bones. A deficiency of vitamin D contributes to osteoporosis (brittle, porous bones).

## Vitamin E

Vitamin E consists of two groups of chemical compounds. They are the **tocopherols** and the **tocotrienols.** There are four types of tocopherols: alpha, beta, delta, and gamma. The most biologically active of these is alpha-tocopherol.

**tocopherols**
vitamers of vitamin E

**tocotrienols**
a form of vitamin E

**Functions.** Vitamin E is an antioxidant. It is aided in this process by vitamin C and the mineral selenium. It is carried in the blood by lipoproteins. When the amount of vitamin E in the blood is low, the red blood cells become vulnerable to a higher-than-normal rate of **hemolysis.** Vitamin E has been found helpful

**hemolysis**
the destruction of red blood cells

in the prevention of hemolytic anemia among premature infants. It also may enhance the immune system. Because of its antioxidant properties, it is commonly used in commercial food products to retard spoilage.

**Sources.** Vegetable oils made from corn, soybean, safflower, and cottonseed and products made from them, such as margarine, are the best sources of vitamin E. Wheat germ, nuts, and green leafy vegetables also are good sources. Animal foods, fruits, and most vegetables are poor sources.

**Requirements.** Research indicates that the vitamin E requirement increases if the amount of polyunsaturated fatty acids in the diet increases. In general, however, the U.S. diet is thought to contain sufficient vitamin E.

**Hypervitaminosis.** Although vitamin E appears to be relatively nontoxic, it is a fat-soluble vitamin, and the excess is stored in adipose tissue. Consequently, it would seem advisable to avoid long-term megadoses of vitamin E.

**Deficiency.** A deficiency of vitamin E has been detected in premature, low-birthweight infants and in patients who are unable to absorb fat normally. Malabsorption can cause serious neurological defects in children, but in adults, it takes 5 to 10 years before deficiency symptoms occur.

## Vitamin K

Vitamin K is made up of several compounds that are essential to blood clotting. Vitamin $K_1$, commonly called phylloquinone, is found in dietary sources, especially green leafy vegetables such as spinach and in animal tissue. Vitamin $K_2$, called menaquinone, is synthesized in the intestine by bacteria and is also found in animal tissue. In addition, there is a synthetic vitamin K, called menadione. Vitamin K is destroyed by light and alkalies.

Vitamin K is absorbed like fats, mainly from the small intestine and slightly from the colon. Its absorption requires a normal flow of bile from the liver, and it is improved when there is fat in the diet.

**Functions.** Vitamin K is essential for the formation of prothrombin, which permits the proper clotting of the blood. It may be given to newborns immediately after birth because human milk contains little vitamin K and the intestines of newborns contain few bacteria. With insufficient vitamin K, newborns may be in danger of intracranial hemorrhage (bleeding within the head).

Vitamin K may be given to patients who suffer from faulty fat absorption; to patients after extensive antibiotic therapy (ingestion of antibiotic drugs to combat infection) because these drugs destroy the bacteria in the intestines; as an antidote for an overdose of anticoagulant (blood thinner such as warfarin—sometimes sold as Coumadin or Warnerin); or to treat cases of **hemorrhage.**

**hemorrhage**
unusually heavy bleeding

**Sources.** The best dietary sources of vitamin K are green leafy vegetables such as broccoli, cabbage, spinach, and kale. Dairy products, eggs, meats, fruits, and cereals also contain some vitamin K. Cow's milk is a much better source of vitamin K than human milk. The synthesis of vitamin K by bacteria

in the small intestine does not provide a sufficient supply by itself. It must be supplemented by dietary sources.

**Requirements.** Vitamin K is measured in micrograms. The AI for vitamin K is 120 μg for men and 90 μg for women. This is not increased during pregnancy or lactation. Infants up to 6 months should have 2.0 μg a day. Those between 6 months and 1 year should receive 2.5 μg a day. Vitamin K must be ingested daily. What is absorbed today will be utilized immediately with very little storage in the liver.

**Hypervitaminosis.** Ingestion of excessive amounts of synthetic vitamin K can be toxic and can cause a form of anemia.

**Deficiency.** The only major sign of a deficiency of vitamin K is defective blood **coagulation.** This increases clotting time, making the client more prone to hemorrhage. Human deficiency may be caused by faulty fat metabolism, antacids, antibiotic therapy, inadequate diet, or anticoagulants.

**coagulation**
thickening

# WATER-SOLUBLE VITAMINS

Water-soluble vitamins include B complex and C. These vitamins dissolve in water and are easily destroyed by air, light, and cooking. They are not stored in the body to the extent that fat-soluble vitamins are stored.

## Vitamin B Complex

**Beriberi** is a disease that affects the nervous, cardiovascular, and gastrointestinal systems. The legs feel heavy, the feet burn, and the muscles degenerate. The patient is irritable and suffers from headaches, depression, anorexia, constipation, tachycardia (rapid heart rate), edema, and heart failure.

**beriberi**
deficiency disease caused by a lack of vitamin $B_1$ (thiamine)

Toward the end of the nineteenth century, a doctor in Indonesia discovered that chickens that were fed table scraps of polished rice developed symptoms much like those of his patients suffering from beriberi. When these same chickens were later fed brown (unpolished) rice, they recovered.

Some years later, this mysterious component of unpolished rice was recognized as an essential food substance and was named vitamin B. Subsequently, it was named vitamin *B complex* because the vitamin was found to be composed of several compounds. The B-complex vitamins are listed in Table 7-1.

## Thiamine

**Thiamine,** a coenzyme, was originally named vitamin $B_1$. It is partially destroyed by heat and alkalies, and it is lost in cooking water.

**thiamine**
vitamin $B_1$

**Functions.** Thiamine is essential for the metabolism of carbohydrates and some amino acids. It is also essential to nerve and muscle action. It is absorbed in the small intestine.

**Sources.** Thiamine is found in many foods, but generally in small quantities. (See Appendix D.) Some of the best natural food sources of thiamine are unrefined and enriched cereals, whole grains, lean pork, liver, seeds, nuts, and legumes.

**Requirements.** Thiamine is measured in milligrams. The daily thiamine requirement for the average adult female is 1.1 mg a day, and for the average adult male it is 1.2 mg a day. The requirement is not thought to increase with age. In general, however, an increase in calories increases the need for thiamine.

Most breads and cereals in the United States are enriched with thiamine, so that the majority of people can and do easily fulfill their recommended intake.

**Deficiency.** Symptoms of thiamine deficiency include loss of appetite, fatigue, nervous irritability, and constipation. An extreme deficiency causes beriberi. Its deficiency is rare, however, occurring mainly among alcoholics whose diets include reduced amounts of thiamine while their requirements are increased and their absorption is decreased. Others at risk include renal clients undergoing long-term dialysis, clients undergoing bypass surgery for weight loss, and those who eat primarily rice.

Because some raw fish contain thiaminase, an enzyme that inhibits the normal action of thiamine, frequent consumption of large amounts of raw fish could cause thiamine deficiency. Eating raw fish is not recommended. Cooking inactivates this enzyme.

There are no known ill effects from excessive oral intake of thiamine, but it may be toxic if excessive amounts are given intravenously.

## Riboflavin

**riboflavin**
vitamin $B_2$

**Riboflavin** is sometimes called $B_2$. It is destroyed by light and irradiation and is unstable in alkalies.

**Functions.** Riboflavin is essential for carbohydrate, fat, and protein metabolism. It is also necessary for tissue maintenance, especially the skin around the mouth, and for healthy eyes. Riboflavin is absorbed in the small intestine.

**Sources.** Riboflavin is widely distributed in animal and plant foods but in small amounts. Milk, meats, poultry, fish, and enriched breads and cereals are some of its richest sources. Some green vegetables such as broccoli, spinach, and asparagus are also good sources.

**Requirement.** Riboflavin is measured in milligrams. The average adult female daily requirement is thought to be 1.1 mg, and the adult male requirement is 1.3 mg. The riboflavin requirement appears to increase with increased energy expenditure. The requirement does not diminish with age.

**Deficiency.** Because of the small quantities of riboflavin in foods and its limited storage in the body, deficiencies of riboflavin can develop. The generous use of fat-free milk in the diet is a good way to prevent deficiency of this vitamin. It is important, however, that milk be stored in opaque containers because riboflavin can be destroyed by light. It appears that fiber laxatives can reduce riboflavin absorption, and their use over long periods should be discouraged.

A deficiency of riboflavin can result in cheilosis, a condition characterized by sores on the lips and cracks at the corners of the mouth (Figure 7-1), glossitis

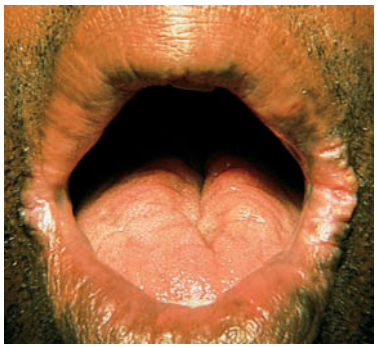

***Figure 7-1*** *Cheilosis at the corners of the mouth is an indication of a riboflavin deficiency. (Courtesy of Dr. Joseph Konzelman, School of Dentistry, Medical College of Georgia)*

(inflammation of the tongue), dermatitis, and eye strain in the form of itching, burning, and eye fatigue. Its toxicity is unknown.

## Niacin

**Niacin** is the generic name for nicotinic acid and nicotinamide. Niacin is fairly stable in foods. It can withstand reasonable amounts of heat and acid and is not destroyed during food storage.

**niacin**
B vitamin

**Functions.** Niacin serves as a coenzyme in energy metabolism and consequently is essential to every body cell. In addition, niacin is essential for the prevention of **pellagra.** Pellagra is a disease characterized by sores on the skin and by diarrhea, anxiety, confusion, irritability, poor memory, dizziness, and untimely death if left untreated. Niacin, when used as a cholesterol-lowering agent, must be closely supervised by a physician because of possible adverse side effects such as liver damage and peptic ulcers.

**pellagra**
deficiency disease caused by a lack of niacin

**Sources.** The best sources of niacin are meats, poultry, and fish. Peanuts and other legumes are also good sources. Enriched breads and cereals also contain some. Milk and eggs do not provide niacin per se, but they are good sources of its precursor, tryptophan (an amino acid). Vegetables and fruits contain little niacin.

**Requirements.** Niacin is measured in as a **niacin equivalent (NE).** One NE equals 1 mg of niacin or 60 mg of tryptophan. The general recommendation is a daily intake of 14 mg/NE for adult women and 16 mg/NE for adult men. Because excessive amounts of niacin have caused flushing due to vascular dilation (expansion of blood vessels), self-prescribed doses of niacin concentrate should be discouraged. Other symptoms include gastrointestinal problems and itching. If excessive amounts of niacin are ingested, liver damage may result.

**niacin equivalent (NE)**
unit of measuring niacin; 1 NE equals 1 mg niacin or 60 mg tryptophan

**Deficiency.** A deficiency of niacin is apt to appear if there is a deficiency of riboflavin. Symptoms of niacin deficiency include weakness, anorexia, indigestion, anxiety, and irritability. In extreme cases, pellagra may occur.

## Vitamin $B_6$

Vitamin $B_6$ is composed of three related forms: pyridoxine, pyridoxal, and pyridoxamine. It is stable to heat but sensitive to light and alkalies.

**Functions.** Vitamin $B_6$ is essential for protein metabolism and absorption, and it aids in the release of glucose from glycogen. With the help of vitamin $B_6$, amino acids present in excessive amounts can be converted to those in which the body is temporarily deficient. It also serves as a catalyst in the conversion of tryptophan to niacin, and it is helpful in the formation of other substances from amino acids. An example is the synthesis of neurotransmitters such as serotonin and dopamine.

**Sources.** Some of the nutrient-dense sources of vitamin $B_6$ are poultry, fish, liver, kidney, potatoes, bananas, and spinach. Whole grains, especially

oats and wheat, are good sources of vitamin $B_6$, but because this vitamin is lost during milling and is not replaced during the enrichment process, refined grains are not a good source.

**Requirements.** Vitamin $B_6$ is measured in milligrams, and the need increases as the protein intake increases. For adult females, the daily requirement is 1.3 to 1.5 mg and for males, 1.3 to 1.7 mg. Oral contraceptives interfere with the metabolism of vitamin $B_6$ and can result in a deficiency.

**Deficiency.** A deficiency of vitamin $B_6$ is usually found in combination with deficiencies of other B vitamins. Symptoms include irritability, depression, and dermatitis. In infants, its deficiency can cause various neurological symptoms and abdominal problems. Although its toxicity is rare, it can cause temporary neurological problems.

## Vitamin $B_{12}$

**cobalamin**
organic compound known as vitamin $B_{12}$

Vitamin $B_{12}$ **(cobalamin)** is a compound that contains the mineral cobalt. It is slightly soluble in water and fairly stable to heat, but it is damaged by strong acids or alkalies and by light. It can be stored in the human body for 3 to 5 years.

**myelin**
lipoprotein essential for the protection of nerves

**intrinsic factor**
secretion of stomach mucosa essential for $B_{12}$ absorption

**pernicious anemia**
severe, chronic anemia caused by a deficiency of vitamin $B_{12}$; usually due to the body's inability to absorb $B_{12}$

**Functions.** Vitamin $B_{12}$ is involved in folate metabolism, maintenance of the **myelin** sheath, and healthy red blood cells. In order for vitamin $B_{12}$ to be absorbed, it must bind with a glycoprotein **(intrinsic factor)** present in gastric secretions in the stomach and travel to the small intestine, where it combines with pancreatic proteases, then travels to the ileum, where it attaches to special receptor cells to complete the absorption process. A patient who has lost the ability to produce the gastric secretions, pancreatic proteases, intrinsic factor, or the special receptor cells because of disease or surgery will develop **pernicious anemia.**

**Sources.** The best food sources of $B_{12}$ are animal foods, especially organ meats, lean meat, seafood, eggs, and dairy products.

**Requirements.** Vitamin $B_{12}$ is measured in micrograms. The DRI for adults is 2 to 4 μg a day, but it increases during pregnancy and lactation. The amount absorbed will depend on current needs.

**Deficiency.** Fortunately, a vitamin $B_{12}$ deficiency is rare and is thought to be caused by congenital problems of absorption, which inhibit the body's ability to absorb or synthesize sufficient amounts of vitamin $B_{12}$. It may also be due to years of a strict vegetarian diet that contains no animal foods.

When the amount of $B_{12}$ is insufficient, megaloblastic anemia may result. If the intrinsic factor is missing, pernicious anemia develops. Intrinsic factor could be missing because of surgical removal of the stomach, or a large portion of it, or because of disease or surgery affecting the ileum. Dietary treatment will be ineffective; the patient must be given intramuscular injections of $B_{12}$, usually on a monthly basis.

Vitamin $B_{12}$ deficiency may also result in inadequate myelin synthesis. This deficiency causes damage to the nervous system. Signs of vitamin $B_{12}$ deficiency include anorexia, glossitis, sore mouth and tongue, pallor, neurological upsets such as depression and dizziness, and weight loss.

## *In The Media*

The Centers for Disease Control and Prevention (CDC) has again reminded young women that it is imperative that they obtain 400 μg of folic acid every day. The habit of obtaining enough folic acid daily will prevent major birth defects, if pregnancy occurs. It is as simple as taking one multiple vitamin containing 100% of the daily value (DV) of folic acid or one 400 μg folic acid supplement or eating one serving of cereal fortified with 100% of the DV of folic acid. Remember to check the label on the cereal, as not all cereals are equal in folic acid.

(Source: Retrieved from Centers for Disease Control and Prevention, www.CDC.gov, January 5, 2009.)

# Folate

**Folate,** *folacin*, and **folic acid** are chemically similar compounds. Their names are often used interchangeably.

**folate/folic acid**
a form of vitamin B, also called folacin; essential for metabolism

**Functions.** Folate is needed for DNA synthesis, protein metabolism, and the formation of hemoglobin. Researchers have concluded that folic acid helps to prevent colon, cervical, esophageal, stomach, and pancreatic cancers. Folic acid also increases homocystein levels that help prevent strokes, blood vessel disease, macular degeneration, and Alzheimer's disease.

**Sources.** Folate is found in many foods, but the best sources are cereals fortified with folate, green leafy vegetables, legumes, sunflower seeds, and fruits such as orange juice and strawberries. Heat, oxidation, and ultraviolet light all destroy folate, and it is estimated that 50% to 90% of folate may be destroyed during food processing and preparation. Consequently, it is advisable that fruits and vegetables be eaten uncooked or lightly cooked whenever possible.

**Requirements.** Folate is measured in micrograms. The average daily requirement for the adult female is 400 μg, and for the adult male it is also 400 μg. There is an increased need for folate during pregnancy and periods of growth because of the increased rate of cell division and the DNA synthesis in the body of the mother and of the fetus. Consequently, it is extremely important that women of childbearing age maintain good folate intake. The recommended amount for a woman 1 month before conception and through the first 6 weeks of pregnancy is 600 μg a day.

**Deficiency.** Folate deficiency has been linked to **neural tube defects (NTDs)** in the fetus, such as **spina bifida** (spinal cord or spinal fluid bulge through the back) and **anencephaly** (absence of a brain). Other signs of deficiency are inflammation of the mouth and tongue, poor growth, depression and mental confusion, problems with nerve functions, and **megaloblastic anemia.** Megaloblastic anemia is a condition wherein red blood cells are large and immature and cannot carry oxygen properly.

**neural tube defects (NTDs)**
congenital malformation of brain and/or spinal column due to failure of neural tube to close during embryonic development

**spina bifida**
spinal cord or spinal fluid bulge through the back

**anencephaly**
absence of brain

**megaloblastic anemia**
anemia in which the red blood cells are unusually large and are not completely mature

**Hypervitaminosis.** The FDA limits the amount of folate in over-the-counter (OTC) supplements to 100 μg for infants, 300 μg for children, and 400 μg for adults because consuming excessive amounts of folate can mask a vitamin $B_{12}$ deficiency and inactivate phenytoin, an anticonvulsant drug used by epileptics.

## Biotin

**biotin**
a B vitamin; necessary for metabolism

**Function and Sources.** **Biotin** participates as a coenzyme in the synthesis of fatty acids and amino acids. Some of its best dietary sources are egg yolks, milk, poultry, fish, broccoli, spinach, and cauliflower. Biotin is also synthesized in the intestine by microorganisms, but the amount that is available for absorption is unknown.

**Requirements.** Biotin is measured in micrograms. The Food and Nutrition Board of the Institute of Medicine has established an AI of 30 μg for adults (see Table 7-2).

**Deficiency.** Deficiency symptoms include nausea, anorexia, depression, pallor (paleness of complexion), dermatitis (inflammation of skin), and an increase in serum cholesterol. Toxicity from excessive intake is unknown.

## Pantothenic Acid

**pantothenic acid**
a B vitamin

**Pantothenic acid** is appropriately named because the Greek word *pantothen* means "from many places." It is fairly stable, but it can be damaged by acids and alkalies.

**Functions.** Pantothenic acid is involved in metabolism of carbohydrates, fats, and proteins. It is also essential for the synthesis of the neurotransmitter acetylcholine and of steroid hormones.

**Sources.** Pantothenic acid is found extensively in foods, especially animal foods such as meats, poultry, fish, and eggs. It is also found in whole-grain cereals and legumes. In addition, it is thought to be synthesized by the body.

**Requirements.** There is no DRI for pantothenic acid, but the Food and Nutrition Board has provided an estimated intake of 4 to 7 mg a day for normal adults (see Table 7-2).

**Deficiency.** Natural deficiencies are unknown. However, deficiencies have been produced experimentally. Signs include weakness, fatigue, and a burning sensation in the feet. Toxicity from excessive intake has not been confirmed.

## Vitamin C

**ascorbic acid**
vitamin C

Vitamin C is also known as **ascorbic acid.** It has antioxidant properties and protects foods from oxidation, and it is required for all cell metabolism. It is readily destroyed by heat, air, and alkalies, and it is easily lost in cooking water.

**scurvy**
a deficiency disease caused by a lack of vitamin C

**Functions.** Vitamin C is known to prevent **scurvy.** This is a disease characterized by gingivitis (soft, bleeding gums and loose teeth); flesh that is easily bruised; tiny, pinpoint hemorrhages of the skin; poor wound healing; sore joints and muscles; and weight loss. In extreme cases, scurvy can result in

death. Scurvy used to be common among sailors, who lived for months on bread, fish, and salted meat, with no fresh fruits or vegetables. During the middle of the eighteenth century, it was discovered that the addition of limes or lemons to their diets prevented this disease.

Vitamin C also has an important role in the formation of **collagen,** a protein substance that holds body cells together, making it necessary for wound healing. Therefore, the requirement for vitamin C is increased during trauma, fever, and periods of growth. Tiny, pinpoint hemorrhages are symptoms of the breakdown of collagen.

Vitamin C aids in the absorption of **nonheme iron** (from plant and animal sources and less easily absorbed than **heme iron**—see Chapter 8) in the small intestine when both nutrients are ingested at the same time. Because of this, it is called an iron enhancer.

Vitamin C also appears to have several other functions in the human body that are not well understood. For example, it may be involved with the formation or functioning of norepinephrine (a neurotransmitter and vasoconstrictor that helps the body cope with stressful conditions), some amino acids, folate, leukocytes (white blood cells), the immune system, and allergic reactions.

It is believed to reduce the severity of colds because it is a natural antihistamine, and it can reduce cancer risk in some cases by reducing nitrites in foods.

Vitamin C is absorbed in the small intestine.

**collagen**
protein substance that holds body cells together

**nonheme iron**
iron from animal foods that is not part of the hemoglobin molecule, and all iron from plant foods

**heme iron**
part of hemoglobin molecule in animal foods

**Sources.** The best sources of vitamin C are citrus fruits, melon, strawberries, tomatoes, potatoes, red and green peppers, cabbage, and broccoli.

**Requirements.** Vitamin C is measured in milligrams. Under normal circumstances, an average female adult in the United States requires 75 mg a day and an average male 90 mg. In times of stress, the need is increased. Regular cigarette smokers are advised to ingest 125 mg or more a day.

It is generally considered nontoxic, but this has not been confirmed. An excess can cause diarrhea, nausea, cramps, an excessive absorption of food iron, rebound scurvy (when megadoses are stopped abruptly), and possibly oxalate kidney stones.

**Deficiency.** Deficiencies of vitamin C are indicated by bleeding gums, loose teeth, tendency to bruise easily, poor wound healing, and, ultimately, scurvy.

### EXPLORING THE WEB

Search the Web for information on vitamin deficiency disorders. Choose a disorder and research the signs and symptoms related to it. Prepare a diet for a client suffering from the disorder that would provide the vitamin content that is lacking in the client's current diet. What other factors do you need to consider in regard to planning a therapeutic diet?

## SUPPLEMENTS

Healthy people who eat a variety of foods using the guidelines of MyPyramid should be able to obtain all the vitamins needed to maintain good health. However, some people take supplements because they believe that (1) food no longer contains the right nutrients in adequate quantities; (2) supplements can "bulk up" muscles and enhance athletic performance; (3) vitamins provide needed energy; and (4) vitamins and minerals can cure anything, including heart trouble, the common cold, and cancer.

The facts are as follows: (1) A balanced diet would provide for the nutritional needs of healthy people, but many do not follow a healthy eating plan, relying on fast food; processed foods; and heat, eat, and go foods. Therefore, the American

**EXPLORING THE WEB**

Search the Web for information on herbal dietary supplements. What claims are made by these products? Distinguish fact from fiction in the information that you uncover. Create a fact sheet for each of the herbal supplements you found and present the facts and the myths regarding use of the supplement. In addition, provide alternative food choices that would furnish the same benefits the supplement claims to make. What advice would you give a client inquiring about the use of these products?

Medical Association has recommended that everyone take one multiple vitamin a day. (2) No amount of vitamins will build muscles; only weight lifting will do that. (3) Vitamins do not provide energy themselves. They help to release the energy within the carbohydrates, proteins, and fats that people ingest. (4) Only certain diseases caused by vitamin deficiencies (such as beriberi, scurvy, rickets) can be cured with the help of vitamin supplements. Heart disease, cancer, and the common cold cannot.

Almost everyone can take a daily multivitamin and mineral supplement without fear of toxicity, but a megadose (10 times the RDA/DRI) to correct a deficiency or to help prevent disease should be prescribed by a physician. If a multivitamin-mineral is taken as a supplement, it is best not to exceed 100% of the RDA/DRI for each vitamin and mineral. An excess of one vitamin or one mineral can negatively affect the absorption or utilization of other vitamins and minerals. If vitamin supplements are thought to be necessary, it is best to consult a physician or registered dietitian.

Herbal products also are included under the heading "dietary supplements." Some people are interested in herbs because they believe certain ones can improve their health, they require no prescription, and they are often less expensive than prescription drugs.

The U.S. Food and Drug Administration (FDA) requires that manufacturers of prescription and over-the-counter drugs run, monitor, and report results of clinical trials of their products before selling them. Doses are established, and side effects and adverse reactions are reported in scientific journals. Also the FDA can inspect drug manufacturing facilities to confirm the purity of ingredients.

*The Dietary Supplement Health and Education Act of 1994 exempts dietary supplements from FDA evaluation unless the FDA has evidence that a product is harmful.* But before a suspect product can be removed from store shelves, the FDA must prove it is not safe. Manufacturers of supplements cannot claim their products can treat or prevent diseases, but they can make "structure-function" claims. For example, they cannot say vitamin A prevents cancer, but they can say vitamin A has antioxidant properties and antioxidants have been linked to reduced rates of cancer.

Misinformation concerning supplements is widely available. Health care professionals must stay well informed concerning supplements, provide accurate information to their clients, and urge clients to consult with their physicians or registered dietitians before using any supplement. Some herbal products may indeed be helpful, but some may be harmful.

## CONSIDERATIONS FOR THE HEALTH CARE PROFESSIONAL

Vitamins are a popular subject about which many people have strong beliefs. Some beliefs are based on fact; many are incorrect. Today's magazines, the Internet, and newspapers frequently contain articles about vitamins, but they are not always factual. Clients who have no other source of nutrition information tend to believe the statements in those articles. It is important that the client have correct information about vitamins (Figure 7-2). Continuation of

***Figure 7-2*** *Client education about vitamins is important.*

a poor diet or continued abuse of vitamin supplements is potentially dangerous to the client.

Health care professionals will need a solid knowledge of vitamins, a convincing manner, and enormous patience to reeducate patients as may be needed. Some will believe that vitamin E will prevent heart attack, that the only source of vitamin C is orange juice, or that megadoses of vitamin A will prevent cancer. Others will confuse milligrams with grams.

Client education about vitamins may be difficult until the health care professional gains the confidence of the client. Simple and clear written materials to reinforce the information will be helpful to the client.

## SUMMARY

Vitamins are organic compounds that regulate body functions and promote growth. Each vitamin has a specific function or functions within the body. Food sources of vitamins vary, but generally a well-balanced diet provides sufficient vitamins to fulfill body requirements. Vitamin deficiencies can result from inadequate diets or from the body's inability to utilize vitamins. Vitamins are available in concentrated forms, but their use should be carefully monitored because overdoses can be detrimental to health. Vitamins A, D, E, and K are fat-soluble. Vitamin B complex and vitamin C are water-soluble. Water-soluble vitamins can be destroyed during food preparation. It is important that care is taken during the preparation of food to preserve its vitamin content.

## DISCUSSION TOPICS

1. How do vitamins help to provide energy to the body?
2. Discuss possible times when avitaminosis of one or more vitamins may occur.
3. Discuss any vitamin deficiencies that class members have observed. What treatments were prescribed?

4. Discuss why it may be unwise for anyone but a physician or dietitian to prescribe vitamin supplements.
5. Discuss the terms *enriched* and *fortified.* What do they mean in relation to food products? Name foods that are enriched or fortified.
6. Discuss the proper storage and cooking of foods to retain their vitamin content.
7. If any member of the class has experienced night blindness, ask her or him to describe it. Discuss how this condition occurs and how it can be prevented.
8. Why is it advisable to use liquids left over from vegetable cooking? How might these be used?
9. Explain the role of vitamin C in collagen formation and wound healing.
10. If anyone in the class has taken concentrated vitamin C, ask why. If it was useful, ask how it helped.
11. Why are some vitamins called prohormones? Coenzymes? Give examples.
12. What is a precursor? Give an example.
13. Discuss appropriate nutritional advice for a young mother who is giving her 4-year-old 50 μg of vitamin D each day.
14. What is beriberi, and how can it be prevented?
15. Why should milk be sold in opaque containers?

# SUGGESTED ACTIVITIES

1. Write a menu for one day that is especially rich in the B-complex vitamins. Underline the foods that are the best sources of these vitamins.
2. List the foods you have eaten in the past 24 hours. Write the names of the vitamins supplied by each food. What percentage of your day's food did *not* contain vitamins? Could this diet be nutritionally improved? How?
3. Plan a day's menu for a person who has been instructed to eat an abundance of foods rich in vitamin A.

# REVIEW

Access StudyWARE CD for more review activities

Multiple choice. Select the *letter* that precedes the best answer.

1. The daily vitamin requirement is best supplied by
   a. eating a well-balanced diet
   b. eating one serving of citrus fruit for breakfast
   c. taking one of the many forms of vitamin supplements
   d. eating at least one serving of meat each day
2. All of the following measures preserve the vitamin content of food except
   a. using vegetables and fruits raw
   b. preparing fresh vegetables and fruits just before serving
   c. adding raw, fresh vegetables to a small amount of cold water and heating to boiling
   d. storing fresh vegetables in a cool place
3. Fat-soluble vitamins
   a. cannot be stored in the body
   b. are lost easily during cooking
   c. are dissolved by water
   d. are slower than water-soluble vitamins to exhibit deficiencies
4. Night blindness is caused by a deficiency of
   a. vitamin A
   b. thiamine
   c. niacin
   d. vitamin C
5. Good sources of thiamine include
   a. citrus fruits and tomatoes
   b. wheat germ and liver
   c. carotene and fish liver oils
   d. nuts and milk
6. Water-soluble vitamins include
   a. A, D, E, and K
   b. A, $B_6$, and C
   c. thiamine, niacin, and retinol
   d. thiamine, riboflavin, niacin, $B_6$, and $B_{12}$
7. Injections of $B_{12}$ are given in the treatment of
   a. scurvy
   b. pernicious anemia
   c. pellagra
   d. beriberi

**8.** Blindness can result from a severe lack of
a. vitamin K
b. vitamin A
c. thiamine
d. vitamin E

**9.** Organ meats are good sources of the vitamins
a. thiamine, riboflavin, and $B_{12}$
b. biotin and vitamin C
c. vitamins E and K
d. all of the above

**10.** Fortified milk is a good source of
a. vitamin E
b. vitamin D
c. vitamin K
d. vitamin C

**11.** Good sources of vitamin C are
a. meats
b. milk and milk products
c. breads and cereals
d. citrus fruits

**12.** The vitamin that aids in the prevention of rickets is
a. vitamin A
b. thiamine
c. vitamin C
d. vitamin D

**13.** The vitamin that is necessary for the proper clotting of the blood is
a. vitamin A
b. vitamin K
c. vitamin D
d. niacin

**14.** Vitamins commonly added to breads and cereals are
a. vitamins A, D, and K
b. thiamine, riboflavin, niacin, and folate
c. vitamins E, $B_6$, and $B_{12}$
d. ascorbic acid, pantothenic acid, and folate

**15.** The vitamin known to prevent scurvy is
a. vitamin A
b. vitamin B complex
c. vitamin C
d. vitamin D

# CASE IN POINT

StudyWARE

## KASIA: INCREASING VITAMIN AND MINERAL INTAKE

Kasia is a 13-year-old girl of Polish descent who has nine siblings and lives in the mountains of Kentucky with her family. She attended school for a short time but had to drop out because she was needed at home after her mother died. Her father works very hard in a local mine but does not make enough money to feed and clothe his family. Kasia worries all the time about her younger siblings and knows that they are not healthy. Kasia cannot remember when she had a glass of milk or enough to eat; she feels hungry all the time. She has not started her menses yet, and she is concerned about her recent loss of hair. Kasia was preparing breakfast, using a dulled knife to cut some bacon, when the knife slipped and she cut her thumb. She tried to stem the bleeding but could not get it to stop for hours. Kasia was frightened about the bleeding. Knowing that she needed to get help from someone, Kasia walked to the local school, 8 miles away, and asked to see the school nurse. Kasia spoke with the nurse and then agreed to see a dietitian.

### ASSESSMENT

1. What data do you have about Kasia?
2. What might be lacking in Kasia's diet?
3. As the dietitian, what would you find helpful in Kasia's history?

### DIAGNOSIS

4. Complete the following sentence: Kasia's delayed menses and growth and development problems are related to _____ .

### PLAN/GOAL

5. What are two specific measurable goals for Kasia's diet?

### IMPLEMENTATION

6. What food category is a priority for Kasia? What other food categories would be helpful to her health?
7. What else can be done to improve her health?

### EVALUATION/OUTCOME CRITERIA

8. What criteria should Kasia use to evaluate the success of her actions?

### THINKING FURTHER

9. Who else will benefit from Kasia's information?
10. Who else should be involved in discussions regarding diet and health?

### RATE THIS PLATE

Kasia needs to learn how to prepare meals that are healthy but inexpensive. The dietitian learned that the family has a sow that it will butcher in the fall. The family also has a goat that is milked; and Kasia uses the milk for cooking and her brothers and sisters drink it. In the spring, it would be a good idea to plant a large garden and seek help if she doesn't know how to can the excess food. In the meantime, she has planned a dinner that she hopes will be good. Rate the plate.

**Fried bacon**

**Boiled potatoes**

**Fried cabbage (using the bacon grease)**

**Bread and jelly**

**Apple pie**

Did Kasia plan a healthy meal? What does this meal have too much of? What would you change to make it a better meal but still inexpensive?

StudyWARE

# CASE IN POINT

## KAYLA: LACKING PROTEIN

Kayla is a 6-year-old Hispanic girl who lives with her mom and dad and older sister. Her mother and father have full-time jobs away from the home. Kayla is a lively imp who has a great outlook on life. She loves to play and has a lot of energy. Her mother often refers to Kayla as a "bull in a china shop" because she is always running into things, especially at night, and she seems not to notice things in her way. Kayla is a lot smaller than kids her own age. She is always first in line when standing in line according to height.

During a routine physical, the nurse talks to Kayla about what she likes to eat. Kayla loves macaroni and spaghetti sauce, no added meat. She eats bread-and-jelly sandwiches and loves chocolate candy. The nurse asks her parents about meat and vegetables. Kayla doesn't eat vegetables and hates the texture of meat in her mouth. The nurse is somewhat concerned about the dietary habits, especially since Kayla's parents informed her of the complaints of bone pain that Kayla has. Her mom attributed the pain to growing pains. Since starting school this year, her parents told the nurse that Kayla has had a continuous runny nose and a cold. The nurse suggests that Kayla see a dietitian.

### ASSESSMENT

1. What data do you have about Kayla?
2. What factors about Kayla would concern you about her eating habits?
3. After reviewing Kayla's history, what do you, as the nurse, suspect could be causing Kayla's bone pain?
4. What can you surmise about Kayla's family situation that could contribute to her lack of proper diet?

### DIAGNOSIS

5. What could you attribute the "bull in a china shop" symptom to?
6. What would you caution Kayla's parents about her eating habits?

### PLAN/GOAL

7. What is a reasonable, measurable goal for Kayla in regard to her eating habits?

### IMPLEMENTATION

8. What three strategies can Kayla's parents institute that will help Kayla to begin a healthy eating regime?
9. What information would be helpful to give to Kayla's parents about vitamins?
10. Would you reward Kayla for improving her eating habits?

### EVALUATION/OUTCOME CRITERIA

11. How will Kayla's parents be able to identify improvement in eating habits?
12. What impact of better eating will Kayla notice?

### THINKING FURTHER

13. What questions might you want to ask Kayla's family about the older sister?

### RATE THIS PLATE

Kayla is lacking protein in her diet and is eating mostly carbohydrates. Kayla is too young to truly understand the importance of learning to eat a variety of food, so her parents will have to become inventive. On Kayla's plate is the following:

**1/2 cup macaroni with a three-cheese sauce**

**1/2 cup applesauce**

**1/2 cup chocolate pudding**

**1 cup chocolate milk**

How can Kayla's parents get vegetables into this meal? Is she getting enough protein? How about calcium? What else can you do to replace the nutrients Kayla would get from vegetables?




# MINERALS

## KEY TERMS

StudyWARE

acidosis
alkaline
alkalosis
cardiovascular
dehydration
demineralization
diuretics
edema
electrolytes
enriched foods
etiology
extracellular
hyperkalemia
hypertension
hypokalemia
intracellular
iodized salt
ions
iron deficiency
iron deficiency anemia
Keshan disease
myoglobin
osmosis
tetany
toxicity

## OBJECTIVES

After studying this chapter, you should be able to:

- List at least two food sources of given minerals
- List one or more functions of given minerals
- Describe the recommended method of avoiding mineral deficiencies

Chemical analysis shows that the human body is made up of specific chemical elements. Four of these elements—oxygen, carbon, hydrogen, and nitrogen—make up 96% of body weight. All the remaining elements are *minerals*, which represent only 4% of body weight. Nevertheless, these minerals are essential for good health.

A mineral is an inorganic (non-carbon-containing) element that is necessary for the body to build tissues, regulate body fluids, or assist in various body functions. Minerals are found in all body tissues. Any abnormal concentration of minerals in the blood can help diagnose different disorders. Minerals cannot provide energy by themselves, but in their role as body regulators, they contribute to the production of energy within the body.

Minerals are found in water and in natural (unprocessed) foods, together with proteins, carbohydrates, fats, and vitamins. Minerals in the soil are absorbed by growing plants. Humans obtain minerals by eating plants grown in mineral-rich soil or by eating animals that have eaten such plants. The specific mineral content of food is determined by burning the food and then chemically analyzing the remaining ash.

Highly processed or refined foods such as sugar and white flour contain almost no minerals. Iron, together with the vitamins thiamine, riboflavin, niacin, and folate, are commonly added to white flour and cereals, which are then labeled **enriched foods.**

**enriched foods**
foods to which nutrients, usually B vitamins and iron, have been added to improve their nutritional value

Most minerals in food occur as salts, which are soluble in water. Therefore, the minerals leave the food and remain in the cooking water. Foods should be cooked in as little water as possible or, preferably, steamed, and any cooking liquid should be saved to be used in soups, gravies, and white sauces. Using this liquid improves the flavor as well as the nutrient content of foods to which it is added.

## CLASSIFICATION

Minerals are divided into two groups. They are the major minerals, so named because each is required in amounts greater than 100 mg a day, and the trace minerals, which are needed in amounts smaller than 100 mg a day (Tables 8-1 and 8-2).

As mineral salts dissolve in water, they break into separate, electrically charged particles called **ions.** Ions, if positively charged, are called cations. When negatively charged, they are anions. The cations and anions must be balanced within the body fluids to maintain electroneutrality. For example, if body fluid contains 200 positive (+) charges, it must also contain 200 negative (−) charges. These ions are known as **electrolytes.**

**ions**
electrically charged atoms resulting from chemical reactions

**electrolytes**
chemical compounds that in water break up into electrically charged atoms called ions

***Table 8-1** Major Minerals*

| NAME | FOOD SOURCES | FUNCTIONS | DEFICIENCY/TOXICITY |
|---|---|---|---|
| Calcium ($Ca^{++}$) | Milk, cheese<br>Sardines<br>Salmon<br>Some dark green, leafy vegetables | Development of bones and teeth<br>Transmission of nerve impulses<br>Blood clotting<br>Normal heart action<br>Normal muscle activity | Deficiency<br>Osteoporosis<br>Osteomalacia<br>Rickets<br>Tetany<br>Retarded growth<br>Poor tooth and bone formation |
| Phosphorus (P) | Milk, cheese<br>Lean meat<br>Poultry<br>Fish<br>Whole-grain cereals<br>Legumes<br>Nuts | Development of bones and teeth<br>Maintenance of normal acid-base balance of the blood<br>Constituent of all body cells<br>Necessary for effectiveness of some vitamins<br>Metabolism of carbohydrates, fats, and proteins | Deficiency<br>Poor tooth and bone formation<br>Weakness<br>Anorexia<br>General malaise |

**Table 8-1 Continued**

| NAME | FOOD SOURCES | FUNCTIONS | DEFICIENCY/TOXICITY |
|---|---|---|---|
| Potassium ($K^+$) | Oranges, bananas<br>Dried fruits<br>Vegetables<br>Legumes<br>Milk<br>Cereals<br>Meat | Contraction of muscles<br>Maintenance of fluid balance<br>Transmission of nerve impulses<br>Osmosis<br>Regular heart rhythm<br>Cell metabolism | Deficiency<br>Hypokalemia<br>Muscle weakness<br>Confusion<br>Abnormal heartbeat<br>Toxicity<br>Hyperkalemia<br>Potentially life-threatening irregular heartbeats |
| Sodium ($Na^+$) | Table salt<br>Beef, eggs<br>Poultry<br>Milk, cheese | Maintenance of fluid balance<br>Transmission of nerve impulses<br>Osmosis<br>Acid-base balance<br>Regulation of muscle and nerve irritability | Deficiency<br>Nausea<br>Exhaustion<br>Muscle cramps<br>Toxicity<br>Increase in blood pressure<br>Edema |
| Chloride ($Cl^-$) | Table salt<br>Eggs<br>Seafood<br>Milk | Gastric acidity<br>Regulation of osmotic pressure<br>Osmosis<br>Fluid balance<br>Acid-base balance<br>Formation of hydrochloric acid | Deficiency<br>Imbalance in gastric acidity<br>Imbalance in blood pH<br>Nausea<br>Exhaustion |
| Magnesium ($Mg^{++}$) | Green, leafy vegetables<br>Whole grains<br>Avocados<br>Nuts<br>Milk<br>Legumes<br>Bananas | Synthesis of ATP<br>Transmission of nerve impulses<br>Activation of metabolic enzymes<br>Constituent of bones, muscles, and red blood cells<br>Necessary for healthy muscles and nerves | Deficiency<br>Normally unknown<br>Mental, emotional, and muscle disorders |
| Sulfur (S) | Eggs<br>Poultry<br>Fish | Maintenance of protein structure<br>For building hair, nails, and all body tissues<br>Constituent of all body cells | Unknown |

*(continued)*

**Table 8-2** *Trace Minerals*

| NAME | FOOD SOURCES | FUNCTIONS | DEFICIENCY/TOXICITY |
|---|---|---|---|
| Iron ($Fe^+$) | Muscle meats<br>Poultry<br>Shellfish<br>Liver<br>Legumes<br>Dried fruits<br>Whole-grain or enriched breads and cereals<br>Dark green and leafy vegetables<br>Molasses | Transports oxygen and carbon dioxide<br>Component of hemoglobin and myoglobin<br>Component of cellular enzymes essential for energy production | Deficiency<br>Iron deficiency anemia characterized by weakness, dizziness, loss of weight, and pallor<br>Toxicity<br>Hemochromatosis (genetic)<br>Can be fatal to children<br>May contribute to heart disease<br>Injure liver |
| Iodine ($I^-$) | Iodized salt<br>Seafood | Regulation of basal metabolic rate | Deficiency<br>Goiter<br>Cretinism<br>Myxedema |
| Zinc ($Zn^+$) | Seafood, especially oysters<br>Liver<br>Eggs<br>Milk<br>Wheat bran<br>Legumes | Formation of collagen<br>Component of insulin<br>Component of many vital enzymes<br>Wound healing<br>Taste acuity<br>Essential for growth<br>Immune reactions | Deficiency<br>Dwarfism, hypogonadism, anemia<br>Loss of appetite<br>Skin changes<br>Impaired wound healing<br>Decreased taste acuity |
| Selenium ($Se^-$) | Seafood<br>Kidney<br>Liver<br>Muscle meats<br>Grains | Constituent of most body tissue<br>Needed for fat metabolism<br>Antioxidant functions | Deficiency<br>Unclear, but related to Keshan disease<br>Muscle weakness<br>Toxicity<br>Vomiting<br>Loss of hair and nails<br>Skin lesions |
| Copper ($Cu^+$) | Liver<br>Shellfish, oysters<br>Legumes<br>Nuts<br>Whole grains | Essential for formation of hemoglobin and red blood cells<br>Component of enzymes<br>Wound healing<br>Needed metabolically for the release of energy | Deficiency<br>Anemia<br>Bone disease<br>Disturbed growth and metabolism<br>Toxicity<br>Vomiting; diarrhea<br>Wilson's disease (genetic) |

**Table 8-2 Continued**

| NAME | FOOD SOURCES | FUNCTIONS | DEFICIENCY/TOXICITY |
|---|---|---|---|
| Manganese ($Mn^+$) | Whole grains<br>Nuts<br>Fruits<br>Tea | Component of enzymes<br>Bone formation<br>Metabolic processes | Deficiency<br>Unknown<br>Toxicity<br>Possible brain disease |
| Fluoride ($F^-$) | Fluoridated water<br>Seafood | Increases resistance to tooth decay<br>Component of bones and teeth | Deficiency<br>Tooth decay<br>Possibly osteoporosis<br>Toxicity<br>Discoloration of teeth (mottling) |
| Chromium (Cr) | Meat<br>Vegetable oil<br>Whole-grain cereal and nuts<br>Yeast | Associated with glucose and lipid metabolism | Deficiency<br>Possibly disturbances of glucose metabolism |
| Molybdenum (Mo) | Dark green, leafy vegetables<br>Liver<br>Cereal<br>Legumes | Enzyme functioning<br>Metabolism | Deficiency<br>Unknown<br>Toxicity<br>Inhibition of copper absorption |

Electrolytes are essential in maintaining the body's fluid balance, and they contribute to its electrical balance, assist in its transmission of nerve impulses and contraction of muscles, and help regulate its acid-base balance (see Chapter 9).

Normally, a balanced diet will maintain electrolyte balance. However, in cases of severe diarrhea, vomiting, high fever, or burns, electrolytes are lost, and the electrolyte balance can be upset. Medical intervention will be necessary to replace the lost electrolytes.

Scientists lack exact information on some of the trace elements, although they do know that trace elements are essential to good health. The study of these elements continues to reveal their specific relationships to human nutrition. A balanced diet is the only safe way of including minerals in the amounts necessary to maintain health.

## EXPLORING THE WEB

Search the Web for information on sports drinks or drinks containing electrolytes. What are the claims made by the makers of these drinks? What are the benefits, if any, that these drinks provide? Who is the target market for these drinks? What are some other dietary alternatives to these drinks? Are any warnings included for giving these drinks to babies?

**Table 8-3** *Adequate Intakes for Selected Trace Minerals*

| CATEGORY | AGE | COPPER (μg) | MANGANESE (mg) | CHROMIUM (μg) | MOLYBDENUM (μg) |
|---|---|---|---|---|---|
| Infants | 0–0.6 mo | 200* | 0.003 | 0.2 | 2* |
| | 7–12 mo | 220* | 0.6 | 5.5 | 3* |
| Children and adolescents | 1–3 y | 340 | 1.2 | 11 | 17 |
| | 4–8 y | 440 | 1.5 | 15 | 22 |
| | 9–13 y | 700 | 1.9 | 21–25* | 34 |
| | 14–18 y | 890 | 2.2 | 24–35* | 43 |
| Adults | 19–70+ y | 900 | 1.8–2.3 | 25–36* | 45 |

Reprinted with permission from *Dietary Reference Intakes: The Essential Guide to Nutrient Requirements* © 2006 by the National Academy of Sciences. Courtesy of the National Academies Press, Washington, DC.

*Divide into female and male AIs.

The Food and Nutrition Board of the National Academy of Sciences–National Research Council (hereafter NRC) has recommended dietary allowances for minerals where research indicates knowledge is adequate to do so.

For those minerals where there remains some uncertainty as to amounts of specific human requirements, the NRC has provided a table of Adequate Intakes of selected minerals (Table 8-3). The NRC recommends that the upper levels of listed amounts not be habitually exceeded. (Tables 8-1 and 8-2 list the best sources, functions, and deficiency symptoms of minerals.)

In addition, the Institute of Medicine has developed Daily Reference Intakes (DRIs) for calcium, fluoride, phosphorus, and magnesium. The DRI incorporates Estimated Average Requirements (EAR), the RDA, and Tolerable Upper Intake Levels.

## TOXICITY

Because it is known that minerals are essential to good health, some would-be nutritionists will make claims that "more is better." Ironically, more can be hazardous to one's health when it comes to minerals. In a healthy individual eating a balanced diet, there will be some normal mineral loss through perspiration and saliva, and amounts in excess of body needs will be excreted in urine and feces. However, when concentrated forms of minerals are taken on a regular basis, over a period of time, they become more than the body can handle, and **toxicity** develops. An excessive amount of one mineral can sometimes cause a deficiency of another mineral. In addition, excessive amounts of minerals can cause hair loss and changes in the blood, hormones, bones, muscles, blood vessels, and nearly all tissues. Concentrated forms of minerals should be used only on the advice of a physician.

**toxicity**
state of being poisonous

## MAJOR MINERALS

### Calcium (Ca)

The human body contains more calcium than any other mineral. The body of a 154-pound person contains approximately 4 pounds of calcium. Ninety-nine

percent of that calcium is found in the skeleton and teeth. The remaining 1% is found in the blood.

**Functions.** Calcium, in combination with phosphorus, is a component of bones and teeth, giving them strength and hardness. Bones, in turn, provide storage for calcium. Calcium is needed for normal nerve and muscle action, blood clotting, heart function, and cell metabolism.

**Regulation of Blood Calcium.** Each cell requires calcium. It is carried throughout the body by the blood, and its delivery to the cells is regulated by the hormonal system. Normal blood calcium levels are maintained even if intake is poor.

When blood calcium levels are low, the parathyroid glands release a hormone that tells the kidneys to retrieve calcium before it is excreted. In addition, this hormone, working with calcitriol (the active hormone form of vitamin D), causes increased release of calcium from the bones by stimulating the activity of the osteoclasts (cells that break down bones). Both of these actions increase blood calcium levels. If calcium intake is low for a period of years, the amount withdrawn from the bones will cause them to become increasingly fragile. Osteoporosis may result.

If the blood calcium level is high, osteoblasts (cells that make bones) will increase bone mass. During growth, osteoblasts will make more bone mass than will be broken down. Bone mass is acquired until one is approximately 30 years old. With adequate consumption of calcium, phosphorus, and vitamin D, bone mass will remain stable in women until menopause. After menopause, bones will begin to weaken owing to the lack of the hormone estrogen. A special X-ray, a DEXA scan, can be taken to determine bone density. If a person is at risk for injury due to decreased bone density, the physician will decide the best course of action. Drugs that help prevent further loss of bone mass are available.

**Sources.** The best sources of calcium are milk and milk products. They provide large quantities of calcium in small servings. For example, 1 cup of milk provides 300 mg of calcium (Figure 8-1). One ounce of cheddar cheese provides 250 mg of calcium.

Calcium is also found in some dark green, leafy vegetables. However, when the vegetable contains oxalic acid, as spinach and Swiss chard do, the calcium remains unavailable because the oxalic acid binds it and prevents it from being absorbed. When the intake of fiber exceeds 35 grams a day, calcium will also bind with phytates (phosphorus compounds found in some high-fiber cereal), which also limits its absorption.

Factors that are believed to enhance the absorption of calcium include adequate vitamin D, a calcium-to-phosphorus ratio that includes no more phosphorus than calcium, and the presence of lactose. A lack of weight-bearing exercise reduces the amount of calcium absorbed.

**Requirements.** The estimated requirement for calcium is now given as an Adequate Intake (AI) level. Calcium is measured in milligrams (mg). The

***Figure 8-1*** *Milk is an important source of calcium and phosphorus. These minerals are essential for the normal growth and development of bones and teeth.*

**Table 8-4** *Adequate Intakes for Calcium*

| | |
|---|---|
| 0–6 mo | 210 mg |
| 6–12 mo | 270 mg |
| 1–3 y | 500 mg |
| 4–8 y | 800 mg |
| 9–18 y | 1,300 mg |
| 19–50 y | 1,000 mg |
| 51–70+ y | 1,200 mg |
| Pregnant women, 14–18 y | 1,300 mg |
| Pregnant women, 19–50 y | 1,000 mg |
| Lactating women | Same as for nonlactating women of same age |

Reprinted with permission from *Dietary Reference Intakes: The Essential Guide to Nutrient Requirements* © 2006 by the National Academies of Sciences. Courtesy of the National Academies Press, Washington, DC.

AIs for calcium at different ages and conditions are shown in Table 8-4. The recommendations were made to achieve optimal bone health and to reduce the probability of fractures in later life.

Calcium supplements are recommended for persons who are lactose intolerant, those who dislike milk, and those who are unable to consume enough dairy products to meet their needs. Calcium carbonate, the form found in calcium-based antacid tablets, has the highest concentration of bioavailable calcium. Calcium

supplements appear to be absorbed most efficiently when consumed in doses of 500 mg.

When purchasing calcium supplements, check for the USP (United States Pharmacopeia) seal of approval on the product you select (Figure 8-2). USP-approved products are unlikely to contain lead or other toxins. Avoid bone meal products because they may contain lead.

***Figure 8-2*** *Always look for the USP seal of approval when purchasing supplements.*

**Deficiency.** Calcium deficiency may result in rickets. This is a disease that occurs in early childhood and results in poorly formed bone structure. It causes bowed legs, "pigeon breast," and enlarged wrists or ankles. Severe cases can result in stunted growth. Insufficient calcium can also cause "adult rickets" (osteomalacia), a condition in which bones become soft. And although the precise **etiology** of osteoporosis is not known, it is thought that long-term calcium deficiency is a contributing factor. Other factors contributing to osteoporosis include deficiency of vitamin D and certain hormones.

Insufficient calcium in the blood can cause a condition characterized by involuntary muscle movement, known as **tetany.** Excessive intake may cause constipation, or it may inhibit the absorption of iron and zinc.

**etiology**
cause

**tetany**
involuntary muscle movement

## Phosphorus (P)

Phosphorus, together with calcium, is necessary for the formation of strong, rigid bones and teeth. Phosphorus is also important in the metabolism of carbohydrates, fats, and proteins. Phosphorus is a constituent of all body cells. It is necessary for a proper acid-base balance of the blood and is essential for the effective action of several B vitamins. Like calcium, phosphorus is stored in bones, and its absorption is increased in the presence of vitamin D.

**Sources.** Although phosphorus is widely distributed in foods, its best sources are protein-rich foods such as milk, cheese, meats, poultry, and fish. Cereals, legumes, nuts, and soft drinks also contain substantial amounts of this mineral.

**Requirements.** The requirement for phosphorus is provided as AI for the first 12 months and as EAR (Estimated Average Requirements) after that (Table 8-5). Phosphorus is measured in milligrams.

**Deficiency.** Because phosphorus is found in so many foods, its deficiency is rare. Excessive use of antacids can cause it, however, because they affect its absorption. Symptoms of phosphorus deficiency include bone **demineralization** (loss of minerals), fatigue, and anorexia.

**demineralization**
loss of mineral or minerals

## Potassium (K)

Potassium is an electrolyte found primarily in **intracellular** fluid. Like sodium, it is essential for fluid balance and osmosis. Potassium maintains the fluid level *within* the cell, and sodium maintains the fluid level *outside* the cell. **Osmosis** moves the fluid into and out of cells as needed to maintain electrolyte (and

**intracellular**
within the cell

**osmosis**
movement of a substance through a semipermeable membrane

**Table 8-5** ***Adequate Intakes and Estimated Average Requirements for Phosphorus***

| AI FOR PHOSPHORUS | |
|---|---|
| 0–6 mo | 100 mg |
| 7–12 mo | 275 mg |
| **EAR FOR PHOSPHORUS** | |
| 1–3 y | 380 mg |
| 4–8 y | 405 mg |
| 9–18 y | 1,055 mg |
| 19–70+ y | 580 mg |
| Pregnant and lactating women | Same as for nonpregnant and nonlactating women of same age |

Reprinted with permission from *Dietary Reference Intakes: The Essential Guide to Nutrient Requirements* © 2006 by the National Academies of Sciences. Courtesy of the National Academies Press, Washington, D.C.

fluid) balance. There is normally more potassium than sodium inside the cell and more sodium than potassium outside the cell. If this balance is upset and the sodium inside the cell increases, the fluid within the cell also increases, swelling it and causing edema. If the sodium level outside the cell drops, fluid enters the cell to dilute the potassium level, thereby causing a reduction in **extracellular** fluid. With the loss of sodium and reduction of extracellular fluid, a decrease in blood pressure and dehydration can result.

**extracellular**
outside the cell

Potassium is also necessary for transmission of nerve impulses and for muscle contractions.

**Sources.** Potassium is found in many foods. Fruits—especially melons, oranges, bananas, and peaches—and vegetables—notably mushrooms, Brussels sprouts, potatoes, tomatoes, winter squash, lima beans, and carrots—are particularly rich sources of it.

**Deficiency or Excess.** Potassium deficiency (**hypokalemia**) can be caused by diarrhea, vomiting, diabetic acidosis, severe malnutrition, or excessive use of laxatives or **diuretics.** Nausea, anorexia, fatigue, muscle weakness, and heart abnormalities (tachycardia) are symptoms of its deficiency. **Hyperkalemia** (high blood levels of potassium) can be caused by dehydration, renal failure, or excessive intake. Cardiac failure can result.

**hypokalemia**
low level of potassium in the blood

**diuretics**
substances used to increase the amount of urine excreted

**hyperkalemia**
excessive amounts of potassium in the blood

## Sodium (Na)

Sodium is an electrolyte whose primary function is the control of fluid balance in the body. It controls the extracellular fluid and is essential for osmosis. Sodium is also necessary to maintain the acid-base balance in the body. In addition, it participates in the transmission of nerve impulses essential for normal muscle function.

## SUPERSIZE USA

**Two-for-One Portion Is Double Trouble**

Consumers must totally rethink the way they eat. With obesity or overweight now affecting at least 65% of adult Americans, it is time to look at our portion distortion. We look at a meal and think that more is better, and it doesn't help that fast-food companies will offer double portions of French fries or soft drinks for less money than a normal size. Even dinner plates and serving bowls have gotten larger. With larger portions creating obesity, there are more incidences of children and teenagers with diabetes, heart and kidney disease, and other potentially fatal illnesses as well as menstruation problems. Obesity also significantly cuts life expectancy. A well-balanced diet can result in adequate vitamin and mineral intake; however, consuming large amounts of foods not recommended in the MyPyramid program may result in an inadequate balance of vitamins and minerals, in addition to obesity. (Source: Adapted from *Discovery Health,* 2003.)

**Sources.** The primary dietary source of sodium is table salt (sodium chloride), which is 40% sodium. (One teaspoon of table salt contains 2,000 mg sodium.) It is also naturally available in animal foods. Salt is typically added to commercially prepared foods because it enhances flavor and helps to preserve some foods by controlling growth of microorganisms. Fruits and vegetables contain little or no sodium. Drinking water contains sodium but in varying amounts. "Softened" water has a much higher sodium content than "hard," or unsoftened, water.

**Requirements.** The DRI for sodium has been established at 1,500 mg, or 3,800 mg of salt. The UL for salt is 5,800 mg, with the majority of men and women exceeding that limit.

**Deficiency or Excess.** Either deficiency or excess of sodium can cause upsets in the body's fluid balance. Although rare, a deficiency of sodium can occur after severe vomiting, diarrhea, or heavy perspiration. In such cases, **dehydration** can result. A sodium deficiency also can upset the acid-base balance in the body. Cells function best in a neutral or slightly **alkaline** medium. If too much acid is lost (which can happen during severe vomiting), tetany due to **alkalosis** may develop. If the alkaline reserve is deficient as a result of starvation or faulty metabolism, as in the case of diabetes, **acidosis** (too much acid) may develop.

An excess of sodium is a more common problem and may cause **edema.** This edema adds pressure to artery walls that can cause **hypertension.** Thus, an excess of sodium is frequently associated with **cardiovascular** conditions such as hypertension and congestive heart failure. Certain groups have greater (or lesser) reduction in blood pressure in response to reduced sodium intake. Those with the greatest reductions in blood pressure have been termed *salt sensitive,* whereas those with little or no reduction in blood pressure have been termed *salt resistant.* Working with your cardiologist is the best way to determine which you are, sensitive or resistant. Depending on the diagnosis, the diet

**dehydration**
loss of water

**alkaline**
base; capable of neutralizing acids

**alkalosis**
condition in which excess base accumulates in, or acids are lost from, the body

**acidosis**
condition in which excess acids accumulate or there is a loss of base in the body

### *SPOTLIGHT on Life Cycle*

Older individuals, African Americans, and those with chronic diseases including hypertension, diabetes, and kidney disease are especially sensitive to the blood pressure-raising effects of salt and should follow their physician's or dietitian's advice on the amount of salt to consume daily. Their UL may be lower. These groups also experience an especially high incidence of high blood pressure related to cardiac vascular disease.

**edema**
abnormal retention of fluid by the body

**hypertension**
higher than normal blood pressure

**cardiovascular**
pertaining to the heart and entire circulatory system

order may be either a 3- to 4-gram (also called no-added salt, or NAS) or a 1- to 2-gram sodium-restricted diet. A physician rarely prescribes a diet of 1 gram of sodium because compliance is difficult.

## Chloride (Cl)

Chloride is an electrolyte that is essential for maintenance of fluid, electrolyte, and acid-base balance in the body. Like sodium, it is a constituent of extracellular fluid. It is also a component of gastric juices, where, in combination with hydrogen, it is found in hydrochloric acid, cerebrospinal (of the brain and spinal cord) fluid, and muscle and nerve tissue. It helps the blood carry carbon dioxide to the lungs and is necessary during immune responses when white blood cells attack foreign cells.

**Sources.** Chloride is found almost exclusively in table salt (sodium chloride) or in foods containing sodium chloride.

**Requirements.** The DRI for chloride for normal adults is 2,300 mg a day.

**Deficiency.** Because chloride is found in salt, deficiency is rare. It can occur, however, with severe vomiting, diarrhea, or excessive use of diuretics, and alkalosis can result. Also, it could occur in patients who must follow long-term sodium-restricted diets. In such cases, patients can be provided with an alternative source of chloride.

## Magnesium (Mg)

Magnesium is vital to both hard and soft body tissues. It is essential for metabolism and regulates nerve and muscle function, including the heart, and plays a role in the blood-clotting process.

**Sources.** Like phosphorus, magnesium is widely distributed in foods, but it is found primarily in plant foods. The nutrient-dense foods are green leafy vegetables, legumes, nuts, whole grains, and some fruits such as avocados and bananas. Milk is also a good source if taken in sufficient quantity. For example, 2 cups of fat-free milk provide about 60 mg of magnesium.

Magnesium is lost during commercial food processing and in cooking water, so it is preferable to eat vegetables and fruits raw rather than cooked.

**Requirements.** The requirement for magnesium is provided as AIs (Table 8-6). Magnesium is measured in milligrams.

**Deficiency.** Because of the wide availability of magnesium, its deficiency among people on normal diets is unknown. When deficiency was experimentally induced, the symptoms included nausea and mental, emotional, and muscular disorders.

## Sulfur (S)

Sulfur is necessary to all body tissue and is found in all body cells. It contributes to the characteristic odor of burning hair and tissue. It is necessary for metabolism.

**Table 8-6** ***Adequate Intakes (AIs) for Potassium, Sodium, Chloride, and Magnesium***

| | POTASSIUM (g/d) | SODIUM (g/d) | CHLORIDE (g/d) | MAGNESIUM (mg/d) |
|---|---|---|---|---|
| **LIFE STAGE GROUP** | | | | |
| **Infants** | | | | |
| 0–6 mo | 0.4 | 0.12 | 0.18 | 30 |
| 6–12 mo | 0.7 | 0.37 | 0.57 | 75 |
| **Children** | | | | |
| 1–3 y | 3.0 | 1.0 | 1.5 | 80 |
| 4–8 y | 3.8 | 1.2 | 1.9 | 130 |
| **Males** | | | | |
| 9–13 y | 4.5 | 1.5 | 2.3 | 240 |
| 14–18 y | 4.7 | 1.5 | 2.3 | 410 |
| 19–30 y | 4.7 | 1.5 | 2.3 | 400 |
| 31–50 y | 4.7 | 1.5 | 2.3 | 420 |
| 51–70 y | 4.7 | 1.3 | 2.0 | 420 |
| >70 y | 4.7 | 1.2 | 1.8 | 420 |
| **Females** | | | | |
| 9–13 y | 4.5 | 1.5 | 2.3 | 240 |
| 14–18 y | 4.7 | 1.5 | 2.3 | 360 |
| 19–30 y | 4.7 | 1.5 | 2.3 | 310 |
| 31–50 y | 4.7 | 1.5 | 2.3 | 320 |
| 51–70 y | 4.7 | 1.3 | 2.0 | 320 |
| >70 y | 4.7 | 1.2 | 1.8 | 320 |
| Pregnancy | 5.1 | 1.5 | 2.3 | 350 |
| Lactation | 5.1 | 1.5 | 2.3 | 310 |

Reprinted with permission from *Dietary Reference Intakes: The Essential Guide to Nutrient Requirements* © 2006 by the National Academy of Sciences. Courtesy of the National Academy Press, Washington, D.C.

**Sources.** Sulfur is a component of some amino acids and consequently is found in protein-rich foods.

**Requirements or Deficiency.** Neither the amount of sulfur required by the human body nor its deficiency is known.

# TRACE MINERALS

## Iron (Fe)

The principal role of iron is to deliver oxygen to body tissues. It is a component of hemoglobin, the coloring matter of red blood cells (erythrocytes). Hemoglobin allows red blood cells to combine with oxygen in the lungs and carry it to body tissues.

**Table 8-7 *Factors That Affect Iron Absorption***

| INCREASE | DECREASE |
|---|---|
| Acid in the stomach | Phytic acid (in fiber) |
| Heme iron | Oxalic acid |
| High body demand for red blood cells (blood loss, pregnancy) | Polyphenols in tea and coffee |
| Low body stores of iron | Full body stores of iron |
| Meat protein factor (MPF) | Excess of other minerals (Zn, Mn, Ca) (especially when taken as supplements) |
| Vitamin C | Some antacids |

**myoglobin**
protein compound in muscle that provides oxygen to cells

Iron is also a component of **myoglobin,** a protein compound in muscles that provides oxygen to cells, and it is a constituent of other body compounds involved in oxygen transport. Iron is utilized by enzymes that are involved in the making of amino acids, hormones, and neurotransmitters.

**Sources.** Meat, poultry, and fish are the best sources of iron because only the flesh of animals contains heme iron. Heme iron is absorbed more than twice as efficiently as nonheme iron. Nonheme iron is found in whole-grain cereals, enriched grain products, vegetables, fruit, eggs, meat, fish, and poultry. The rate of absorption of nonheme iron is strongly influenced by dietary factors and the body's iron stores. Factors affecting the absorption of both heme and nonheme iron are listed in Table 8-7.

For iron to be absorbed, it must be chemically changed from ferric to ferrous iron. This change is accomplished by the hydrochloric acid in the stomach. Absorption of nonheme iron can be enhanced by consuming a vitamin C–rich food and a nonheme iron–rich food at the same meal. Vitamin C holds onto and keeps the iron in its ferrous form, which facilitates absorption. Meat protein factor (MPF) is a substance in meat, poultry, and fish that aids in the absorption of nonheme iron.

Phytic acid and oxalic acid can bind iron and reduce the body's absorption of it. Polyphenols, such as tannins in tea and related substances in coffee, also reduce the absorption of iron. Antacids containing calcium and calcium supplements should be taken several hours before or after a meal high in iron because calcium also interferes with iron absorption.

**Requirements.** The NRC has determined that men lose approximately 1 mg of iron a day and that women lose 1.5 mg a day. On the assumption that only 10% of ingested iron is absorbed, the DRI for men has been set at 10 mg and for women from the age of 11 through the childbearing years at 15 mg. This is doubled during pregnancy and is difficult to meet by diet alone. Consequently, an iron supplement is commonly prescribed during pregnancy. Women should make a special effort to include iron-rich foods in their diets at

all times. The rapid growth periods of infancy and adolescence also produce a heavy need for iron.

**Deficiency or Toxicity.** Iron deficiency continues to be a problem, especially for women. **Iron deficiency** can be caused by insufficient intake, malabsorption, lack of sufficient stomach acid, or excessive blood loss, any or all of which can deplete iron stores in the body. Decreased stores of iron prevent hemoglobin synthesis. The result is an insufficient number of red blood cells to carry needed oxygen. What begins as iron deficiency can become **iron deficiency anemia.** Iron deficiency anemia takes a long time to develop, but it is the most common nutrient deficiency worldwide. Symptoms include fatigue, weakness, irritability, and shortness of breath. Clinical signs include pale skin and spoon-shaped fingernails.

Some people suffer from *hemochromatosis.* This is a condition due to an inborn error of metabolism and causes excessive absorption of iron. The onset of this disorder can happen at any age. Unless treated, this condition can damage the liver, spleen, and heart. To control the buildup of iron, patients with this condition must give blood on a regular basis.

**iron deficiency**
intake of iron is adequate, but the body has no extra iron stored

**iron deficiency anemia**
condition resulting from inadequate amount of iron in the diet, reducing the amount of oxygen carried by the blood to the cells

**iodized salt**
salt that has had the mineral iodine added for the prevention of goiter

## Iodine (I)

Iodine is a component of the thyroid hormones, thyroxine ($T_4$) and triiodothyronine ($T_3$). It is necessary for the normal functioning of the thyroid gland, which determines the rate of metabolism.

**Sources.** The primary sources of iodine are **iodized salt,** seafood, and some plant foods grown in soil bordering the sea. Iodized salt is common table salt to which iodine has been added in an amount that, if used in normal cooking, provides sufficient iodine.

**Requirements.** The DRI for adults is 150 mg a day. Additional amounts are needed during pregnancy and lactation.

**Deficiency.** When the thyroid gland lacks sufficient iodine, the manufacture of thyroxine and triiodothyronine is retarded. In its attempt to take up more iodine, the gland grows, forming a lump on the neck called a goiter (Figure 8-3). Goiter appears to be more common among women than among men. A thyroid gland that doesn't function properly causes myxedema (hypothyroidism) in adults. The children of mothers lacking sufficient iodine may suffer from cretinism (retarded physical and mental development).

***Figure 8-3*** *A goiter on the neck, which results primarily from iodine deficiency, is an enlargement of the thyroid gland. (Courtesy of the Centers for Disease Control and Prevention, Public Health Image Library.)*

## Zinc (Zn)

Zinc is a cofactor for more than 300 enzymes. Consequently, it affects many body tissues. It appears to be essential for growth, wound healing, taste acuity, glucose tolerance, and the mobilization of vitamin A within the body.

**Sources.** The best sources of zinc are protein foods, especially meat, fish, eggs, dairy products, wheat germ, and legumes.

**Requirements.** The DRI for zinc in normal adult males is 11 mg, and in adult females, it is 8 mg, with increased requirements during pregnancy and further increases during lactation.

**Deficiency.** Decreased appetite and taste acuity, delayed growth, dwarfism, hypogonadism (subnormal development of male sex organs), poor wound healing, anemia, acnelike rash, and impaired immune response are all symptoms of zinc deficiency.

## Selenium (Se)

Selenium is a constituent of most body tissues, but the heaviest concentration of the mineral is in the liver, kidneys, and heart.

**Functions.** Selenium is a component of an enzyme that acts as an antioxidant. In this way, it protects cells against oxidation and spares vitamin E.

**Sources.** The best sources of selenium are seafood, kidney, liver, and muscle meats.

**Requirements.** The DRI for selenium for an adult male and female is 70 μg.

**Deficiency or Toxicity.** Symptoms of selenium deficiency are unclear, but selenium supplements appear to be effective in treating **Keshan disease.** High doses (1 mg or more daily) are toxic and can cause vomiting, loss of hair and nails, and skin lesions.

**Keshan disease**
condition causing abnormalities in the heart muscle

## Copper (Cu)

Copper is found in all tissues, but its heaviest concentration is in the liver, kidneys, muscles, and brain. As an essential component of several enzymes, it helps in the formation of hemoglobin, aids in the transport of iron to bone marrow (soft tissue in bone center) for the formation of red blood cells, and participates in energy production.

**Sources.** Copper is available in many foods, but its best sources include organ meats, shellfish, legumes, nuts, cocoa, and whole-grain cereals. Human milk is a good source of copper, but cow's milk is not.

**Requirements.** The DRI for copper is 900 mg for adults.

**Deficiency or Toxicity.** Copper deficiency is extremely rare among adults, occurring only in people with malabsorption conditions and in cases of gross protein deficiency, such as kwashiorkor. It is apparent sometimes in premature infants and in people on long-term parenteral nutrition (feeding via a vein) programs lacking copper. A copper deficiency can be caused by taking excess zinc supplements. Anemia, bone demineralization, and impaired growth may result.

### *In The Media*

**SMART MONEY ON ZINC**

Zinc may be good for teenagers' brains, according to a study of 209 teenagers who were divided into three groups. One group was given 20 mg of zinc, another was given 10 mg, and the third group was given no zinc. Then each group was given a series of tests of attention, memory, problem solving, and hand-eye coordination. Students taking the 20 mg of zinc increased their scores significantly on visual memory, word recognition, and attention and vigilance tasks compared with those having no zinc. Further research needs to be done before a recommendation can be made to increase zinc intake by more than the current DRI of 11 mg.

(Source: Adapted from Bakalar, 2005.)

Excess copper can be highly toxic. A single dose of 10 to 15 mg can cause vomiting. Wilson's disease is an inherited condition resulting in accumulation of copper in the liver, brain, kidneys, and cornea. It can cause damage to liver cells and neurons. If the excess is detected early, copper-binding agents can be used to bind copper in the bloodstream and increase excretion.

## Manganese (Mn)

Manganese is a constituent of several enzymes involved in metabolism. It is also important in bone formation.

**Sources.** The best sources of manganese are whole grains and tea. Vegetables and fruits also contain moderate amounts.

**Requirements.** The AI for adults is 2.3 mg for men and 1.8 mg for women.

**Deficiency and Toxicity.** Its deficiency has not been documented. Toxicity from excessive ingestion of manganese is unknown. However, people who have inhaled high concentrations of manganese dust have developed neurological problems.

## Fluoride (F)

Fluoride increases one's resistance to dental caries. It appears to strengthen bones and teeth by making the bone mineral less soluble and thus less inclined to being reabsorbed.

**Sources.** The principal source of fluoride is fluoridated water (water to which fluoride has been added). In addition, fish and tea contain fluoride. Commercially prepared foods in which fluoridated water has been used during the preparation process also contain fluoride.

**Requirements.** The requirement for fluoride is given as AI levels (Table 8-8). Fluoride is measured in milligrams.

**Deficiency or Toxicity.** The deficiency of fluoride can result in increased tooth decay. Excessive amounts of fluoride in drinking water have been known to cause permanent discoloration or mottling of children's teeth.

## Chromium (Cr)

Chromium is associated with glucose and lipid metabolism. Chromium levels decrease with age except in the lungs, where chromium accumulates.

**Sources.** The best sources of chromium include meat, mushrooms, nuts, organ meats, and wheat germ.

**Table 8-8** ***Adequate Intakes for Fluoride***

| | | |
|---|---|---|
| Boys and girls | 0–6 mo | 0.01 mg |
| | 7–12 mo | 0.5 mg |
| | 1–3 y | 0.7 mg |
| | 4–8 y | 1.0 mg |
| | 9–13 y | 2.0 mg |
| Boys | 14–18 y | 3.0 mg |
| Girls | 14–18 y | 3.0 mg |
| Males | 19+ y | 4.0 mg |
| Females | 19+ y | 3.0 mg |
| Pregnant and lactating women | Same as for nonpregnant and nonlactating women of same age | |

Reprinted with permission from *Dietary Reference Intakes: The Essential Guide to Nutrient Requirements* © 2006 by the National Academy of Sciences. Courtesy of the National Academies Press, Washington, D.C.

**Requirements.** Although there is no DRI for chromium, there is AI for adults, which is 35 mg for men and 25 mg for women. There appears to be no difficulty fulfilling this requirement when one has a balanced diet.

**Deficiency.** Chromium deficiency appears to be related to disturbances in glucose metabolism.

## Molybdenum (Mo)

Molybdenum is a constituent of enzymes and is thought to play a role in metabolism.

**Sources.** The best sources of molybdenum include milk, liver, legumes, and cereals.

**Requirements.** The estimated safe and adequate daily intake for adults is 45 μg. This is normally fulfilled with a balanced diet.

**Deficiency or Toxicity.** No deficiencies have been noted in people who consume a normal diet. Excessive intake can inhibit copper absorption.

### EXPLORING THE WEB

Search the Web for information on mineral supplements. What claims are made regarding the use of these substances? Make a teaching checklist for a client outlining the health benefits and risks related to the use of these minerals. State other sources of attaining these minerals without the use of supplements.

## CONSIDERATIONS FOR THE HEALTH CARE PROFESSIONAL

Second to vitamins, minerals are of great interest to the general public. They often are given mythic powers in current articles.

It is imperative that the health care professional be aware of the dangers of even small doses of minerals and be able to transmit this information in a meaningful way to the patients.

## SUMMARY

Minerals are necessary to promote growth and regulate body processes. They originate in soil and water and are ingested via food and drink. Deficiencies can result in conditions such as anemia, rickets, and goiter. A well-balanced diet can prevent mineral deficiencies. Concentrated forms of minerals should be taken only on the advice of a physician. Excessive amounts of minerals can be toxic, causing hair loss and changes in nearly all body tissues.

## DISCUSSION TOPICS

1. Discuss the special importance of calcium and phosphorus to children and to pregnant women.
2. List ways of supplying an adequate amount of calcium in the diet of an adult who dislikes milk. Plan a day's menu for this adult.
3. Ask if any member of the class has suffered from anemia. If anyone has, ask the class member to describe the symptoms and treatment. What kind of anemia was it? If it's preventable, what measures are being taken to prevent a recurrence of the condition?
4. If a person is to decrease sodium in her or his diet, should animal foods be increased or decreased?
5. Why does the FNB/NAS recommend that the upper limits of DRIs for minerals not be habitually exceeded?
6. If anyone in class knows someone with osteoporosis, ask for a description of the patient, including sex, age, physical appearance, physical complaints, lifelong dietary habits, and medical treatment.
7. Explain the relationship of sodium and edema.
8. Why is it recommended that patients on sodium-restricted diets have the mineral content of their local water supply evaluated?
9. Explain the relationship of sodium and potassium.
10. Why would a doctor prescribe potassium at the same time a diuretic is prescribed?
11. Although rare, why does chloride deficiency sometimes occur in patients on long-term sodium-restricted diets?
12. Discuss the differences between heme and nonheme iron.
13. Why is iron commonly prescribed for pregnant women?
14. Why is selenium said to spare vitamin E?

## SUGGESTED ACTIVITIES

1. Using outside sources, prepare a report on how sodium and potassium regulate the body's fluid balance.
2. Using other sources, write a report on at least one of the following:

   Rickets
   Goiter
   Hypothyroidism and hyperthyroidism
   Edema
   Osteoporosis
   Osteomalacia
3. Check four or five varieties of bread at the local supermarket. Using the labels on the breads, evaluate their mineral content.
4. List five good sources of heme iron and five sources of nonheme iron.
5. Spend 5 or 10 minutes observing customers at a drugstore display of various vitamin and mineral compounds. Write a short report on which minerals were most frequently purchased. Include your opinion about why this was the case.
6. Write a short essay on why iodized salt is a better choice than plain salt.

# REVIEW

Access StudyWARE CD for more review activities

Multiple choice. Select the *letter* that precedes the best answer.

**1.** Minerals are inorganic elements that
a. help to build and repair tissues
b. are found only in bones
c. provide energy when carbohydrates are lacking
d. can substitute for proteins

**2.** The trace minerals in the human body are defined as
a. those minerals that cannot be detected in laboratory tests
b. those essential minerals found in very small amounts
c. those minerals that are not essential to health
d. only those minerals that are found in the blood

**3.** Calcium is necessary for
a. healthy bones and teeth
b. normal red blood cells
c. preventing goiter
d. energy

**4.** Phosphorus is found in
a. poultry
b. common table salt
c. vegetable oils
d. leafy vegetables

**5.** The coloring matter of the blood is
a. hemoglobin
b. lymph
c. marrow
d. plasma

**6.** Some of the common signs of iron deficiency anemia are
a. muscle spasms and pain in the liver
b. bowed legs and an enlarged thyroid gland
c. edema and loss of vision
d. fatigue and weakness

**7.** Iodine is essential to health because it
a. is necessary for red blood cells
b. strengthens bones and teeth
c. helps the blood to carry oxygen to the cells
d. affects the rate of metabolism

**8.** Sodium is often restricted in cardiovascular conditions because it
a. causes the heart to beat slowly
b. encourages the growth of the heart
c. contributes to edema
d. raises the blood sugar

**9.** Iron is known to be a necessary component of
a. thyroxine
b. adipose tissue
c. hemoglobin
d. amino acids

**10.** Liquid from cooking vegetables should be used in preparing other dishes because
a. mineral salts are soluble in water
b. the hydrogen and oxygen in water aid the digestion of minerals
c. the amino acids are soluble in water
d. none of the above

**11.** Goiter can result from a deficiency of
a. manganese
b. magnesium
c. copper
d. iodine

**12.** A deficiency of calcium can cause
a. lactose intolerance
b. severe nausea
c. tetany
d. hypertension

**13.** Sodium is especially important in
a. the blood-clotting process
b. curing osteoporosis
c. the prevention of osteomalacia
d. osmosis

**14.** Sulfur
a. is found only in bones and teeth
b. is richly supplied in carbohydrates
c. is found in all body cells
d. deficiency is very common

**15.** Hypokalemia is
a. caused by an abnormal heartbeat
b. caused by potassium deficiency
c. often a precursor of hyperkalemia
d. a common result of chronic overeating

StudyWARE

# CASE IN POINT

## MI-LING: CONTROLLING EDEMA AND HIGH BLOOD PRESSURE

Mi-Ling is a 53-year-old Asian librarian who has been noticing that her hands and feet have been swelling. She is not a particularly active woman and is overweight by 70 pounds. She has been experiencing shortness of breath upon climbing stairs and walking more than 30 yards. She blames these symptoms on her lack of physical exercise. But the swelling is causing her some concern. She goes to her doctor for a checkup. Her doctor tells her that her blood pressure is up, 186/92; her heart is working hard at 100 bpm. The doctor hears no anomalies with her heart, and her electrocardiogram looks within normal limits. Mi-Ling's doctor suggests following a no-added-salt diet, increasing her physical stamina, and losing weight, and she prescribes a diuretic. Mi-Ling is concerned about the no-added-salt diet; she is referred to a dietitian.

### ASSESSMENT

1. How would you identify hidden sources of sodium in Mi-Ling's diet?
2. What contributing factors would cause her to have swelling?
3. What questions about thirst would be helpful to pinpoint?
4. What information from a 24-hour food diary could the doctor obtain?
5. What information about no added salt could be causing stress for Mi-Ling?

### DIAGNOSIS

6. What information about Mi-Ling's lack of physical activity could benefit her in the future?
7. What prepared foods can Mi-Ling have when starting to diet that would not interfere with her sodium restriction?

### PLAN/GOAL

8. What two goals would you set for Mi-Ling?

### IMPLEMENTATION

9. What are the main topics you would have Mi-Ling understand about a no-added-salt, low-fat diet?
10. List three foods that have high sodium content that Mi-Ling should avoid or have in moderation.
11. Explain the importance of drinking lots of water even with edema.

### EVALUATION/OUTCOME CRITERIA

12. How will Mi-Ling know if she is successful?

### THINKING FURTHER

13. Look ahead to Chapter 18. What other factors could be influencing Mi-Ling's hypertension?
14. Why is it important for Mi-Ling to control her hypertension? What are some of the consequences of uncontrolled hypertension?

### RATE THIS PLATE

Mi-Ling had her appointment with the dietitian and was given written and verbal information about her no-added-salt (NAS) diet. The dietitian also told her that it would take 2 to 4 months for her mouth to get used to lower salt. She had Mi-Ling write a sample dinner that she could prepare. This is Mi-Ling's plate:

**4 oz roast prepared with onion soup and cream of mushroom soup**
**4 quarter pieces potatoes and 6 mini-carrots cooked with the roast**
**2 tsp horseradish**
**3/4 cup Waldorf salad**
**1/2 cup ice cream**

What food items are high in sodium? What would happen to the potatoes and carrots cooked in the gravy? Is there any appreciable salt in the salad, and if so, from where? Is the ice cream allowed on a weight loss diet? Why or why not? Is a diet of NAS adequate given Mi-Ling's symptoms? What other mineral should the doctor prescribe to go with the diuretic? Any idea?

# CASE IN POINT

StudyWARE

## SHANESA: ADDRESSING PAINFUL MENSES THROUGH DIET

Shanesa is a 34-year-old African American woman and mother of two. She has had a history of difficult menses. When she was 12, she started her periods and had very irregular patterns to her cycles. Her cycle was and still is accompanied by heavy bleeding. Shanesa would be off school for days with each difficult cycle. Shanesa visited her family practice physician many times during her life to see if he could help with the fatigue. What she reported was that the family practice physician said she would have better cycles after her children were born. After that, Shanesa never thought anything more about it. After the birth of her first daughter, she found that her periods were more regular but just as heavy. After her second daughter was born, Shanesa felt just as tired and did not find her periods improved. Shanesa is often short-tempered with her husband, and is finding that she is more irritated with "little things." She continues to complain of fatigue and takes naps on most days during her cycle. Shanesa asks her physician for a dietary consult in order to better understand her needs. Before her dietary visit, her physician draws blood and learns that Shanesa has low iron stores and a low iron count.

### ASSESSMENT

1. Would a 48-hour diet diary be helpful to a dietitian?
2. What would you look for in the diet diary that would indicate a low iron store for Shanesa?
3. What blood tests do you expect to see the doctor order for Shanesa?
4. How much iron is lost by women, per day, according to the NRC (National Academy of Sciences–National Research Council)?
5. What is the daily requirement for iron for women?

### DIAGNOSIS

6. Complete the following diagnostic statement: Deficient knowledge related to _____.
7. Complete the following diagnostic statement: Health-seeking behaviors related to lack of understanding of iron deficiency anemia _____ .

### PLAN/GOAL

8. Name two reasonable goals for Shanesa.

### IMPLEMENTATION

9. Which food categories are a priority to include in Shanesa's diet?
10. What can Shanesa include as part of daily living to assist in absorption of iron?
11. Would Shanesa benefit from taking an iron supplement?

### EVALUATION/OUTCOME CRITERIA

12. In 4 months, when Shanesa sees her doctor again what could the doctor measure to evaluate the effectiveness of Rhonda's compliance?

### THINKING FURTHER

13. What changes could Shanesa expect to see if she complies with her program?

### RATE THIS PLATE

Shanesa has heavy bleeding monthly with her menses. With this excess bleeding comes iron loss. She needs to plan meals with the potential for high iron absorption. Rate her plate.

**1 cup Total cereal**

**1 cup milk**

**Banana**

Will she get enough iron from her breakfast? What type of iron is in cereal? Will her absorption be high quality? Does Shanesa have a deficiency or anemia? What is the difference?




# WATER

## KEY TERMS

StudyWARE

acid-base balance
buffer systems
cellular edema
dehydrated
extracellular fluid
homeostasis
hypothalamus
interstitial fluid
intracellular fluid
milliequivalents
osmolality
pH
solute
solvent
vascular osmotic pressure

## OBJECTIVES

After studying this chapter, you should be able to:

- Describe the functions of water in the body
- Explain fluid balance and its maintenance
- Name causes and consequences of water depletion
- Give causes and consequences of positive fluid balance
- Describe the acid-base balance of the human body

Although humans can live about 30 to 45 days without food, it is possible to live only 10 to 14 days without water. Water is a component of all body cells and constitutes from 50% to 60% of the body weight of normal adults. The percentage is higher in males than females because men usually have more muscle tissue than women. The water content of muscle tissue is higher than that of fat tissue. The percentage of water content is highest in newborns (75%) and decreases with age.

**intracellular fluid**
water within cells; approximately 65% of total body fluid

**extracellular fluid**
water outside the cells; approximately 35% of total body fluid

**interstitial fluid**
fluid between cells

**solvent**
liquid part of a solution

Body water is divided into two basic compartments: intracellular and extracellular. **Intracellular fluid** (ICF) is water within the cells and accounts for about 65% of total body fluid (Figure 9-1). **Extracellular fluid** (ECF) is water outside the cells and accounts for about 35% of total body fluid. Extracellular fluid is found in the intravascular fluid (water in the bloodstream), **interstitial fluid,** and glandular secretions.

Although it is a component of all body tissues, water is the major component of blood plasma. It is a **solvent** for nutrients and waste products and helps transport both to and from body cells by way of the blood. It is necessary for the hydrolysis of nutrients in the cells, making it essential for metabolism. It functions as a lubricant in joints and in digestion. In addition, it cools the body through perspiration and may, depending on its source, provide some mineral elements (Table 9-1).

The best source of water is drinking water, and Table 9-2 lists the Dietary Reference Intake for Water. Beverages of all types are the second-best source. A considerable amount is also found in foods, especially fruits, vegetables, soups, milk, and gelatin desserts. In addition, energy metabolism produces water. When carbohydrates, fats, and proteins are metabolized, their end products include carbon dioxide and water (Table 9-3). See Appendix D for water content of foods.

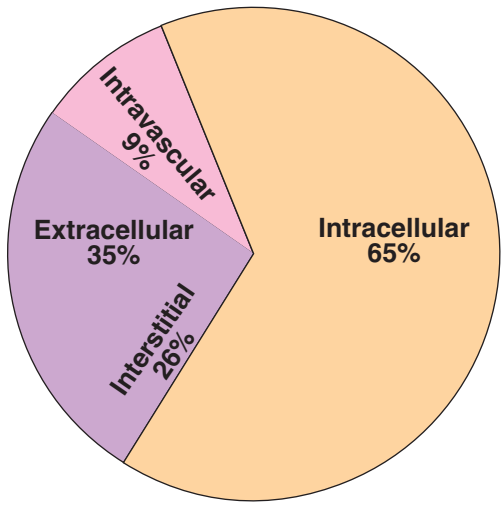


***Figure 9-1*** *Body fluid compartments as percentage of total body fluid. All fluid in the body can be classified as either intracellular or extracellular.*

***Table 9-1*** ***Functions of Water***

| |
|---|
| Component of all body tissues providing structure and form |
| Solvent for nutrients and body wastes and chemical reactions |
| Provides transport for nutrients and wastes via the blood and lymphatic system |
| Essential for hydrolysis and thus metabolism |
| Lubricant of joints and in digestion |
| Helps regulate body temperature by evaporation of perspiration |
| Serves as a shock absorber |

**Table 9-2** *Dietary Reference Intake for Water*

| LIFE STAGE GROUP | ADEQUATE INTAKE (L/DAY) |
|---|---|
| **Infants** | |
| 0–6 mo | 0.7 |
| 6–12 mo | 0.8 |
| **Children** | |
| 1–3 y | 1.3 |
| 4–8 y | 1.7 |
| **Males** | |
| 9–13 y | 2.4 |
| 14–18 y | 3.3 |
| 19–30 y | 3.7 |
| 31–50 y | 3.7 |
| 51–70 y | 3.7 |
| >70 y | 3.7 |
| **Females** | |
| 9–13 y | 2.1 |
| 14–18 y | 2.3 |
| 19–30 y | 2.7 |
| 31–50 y | 2.7 |
| 51–70 y | 2.7 |
| >70 y | 2.7 |
| Pregnancy | 3.0 |
| Lactation | 3.8 |

Source: Food and Nutrition Board, National Academy of Sciences–Institute of Medicine, 2006.

**Table 9-3** *Estimated Daily Fluid Intake for an Adult*

| | |
|---|---|
| Ingested liquids | 1,500 ml |
| Water in foods | 700 ml |
| Water from oxidation | 200 ml |
| Total | 2,400 ml |

## *In The Media*

**RUNNERS: BEWARE TOO MUCH WATER**

Drinking too much water during long-distance races, marathons, and other endurance exercises can cause hyponatremia, which can be fatal. Low sodium can cause headaches, confusion, seizures, and even death. Researchers found that the strongest indicator or hyponatremia was weight gain during a race. To prevent hyponatremia, runners should weigh themselves before practice and after practice to determine how much water weight was lost and to replace that much water during the actual race. Plain water is absorbed faster than sports drinks, but researchers stated it didn't matter which runners drank. The small amount of sodium in the sports drink did not make a difference.

(Source: Adapted from Dakss, 2005.)

# FLUID AND ELECTROLYTE BALANCE

For optimum health there must be **homeostasis.** For this to exist, the body must be in *fluid and electrolyte balance.* This means the water lost by healthy individuals through urination, feces, perspiration, and the respiratory tract must be replaced in terms of both volume and electrolyte content. Electrolytes are measured in **milliequivalents** (mEq/L). An illness causing vomiting and diarrhea can result in large losses of water and electrolytes and must be addressed quickly. Water lost through urine is known as sensible (noticeable) water loss. Insensible (unnoticed) water loss is in feces, perspiration, and respiration.

**homeostasis**
state of physical balance; stable condition

**milliequivalents**
the concentrations of electrolytes in a solution

**Table 9-4** ***Factors That Lead to Fluid Imbalances***

| | FLUID DEFICIT | FLUID EXCESS |
|---|---|---|
| Environmental factors | Exposure to sun or high atmospheric temperatures | |
| Personal behaviors | Fasting<br>Fad diets<br>Exercise without adequate fluid replacement | Excessive sodium or water intake<br>Venous compression due to pregnancy |
| Psychological influences | Decreased motivation to drink due to:<br>Fatigue<br>Depression<br>Excessive use of:<br>Laxatives<br>Enemas<br>Alcohol<br>Caffeine | Low protein intake due to anorexia |
| Consequences of diseases | Fluid losses due to:<br>Fever<br>Wound drainage<br>Vomiting<br>Diarrhea<br>Heavy menstrual flow<br>Burns<br>Difficulty swallowing due to:<br>Oral pain<br>Fatigue<br>Neuromuscular weakness<br>Excessive urinary output due to uncontrolled:<br>Diabetes mellitus<br>Diabetes insipidus | Fluid retention due to:<br>Renal failure<br>Cardiac conditions<br>Congestive heart failure<br>Valvular diseases<br>Left ventricular failure<br>Cirrhosis<br>Cancer<br>Impaired venous return |

The body must excrete 500 ml of water as urine each day in order to get rid of the waste products of metabolism (Table 9-4).

Water moves through cell walls by osmosis (Figure 9-2). Water flows from the side with the lesser amount of **solute** to the side with the greater solute concentration. The electrolytes sodium, chloride, and potassium are the solutes that maintain the balance between intracellular and extracellular fluids. Potassium is the principal electrolyte in intracellular fluid. Sodium is the principal electrolyte in extracellular fluid. **Osmolality** is the measure of particles in a solution.

When the electrolytes in the extracellular fluid are *increased,* ICF moves to the ECF in an attempt to equalize the concentration of electrolytes on both sides of the membrane. This movement reduces the amount of water in the cells. The

**solute**
the substance dissolved in a solution

**osmolality**
number of particles per kilogram of solution; solutions with high osmolality exert more pressure than do those with fewer particles

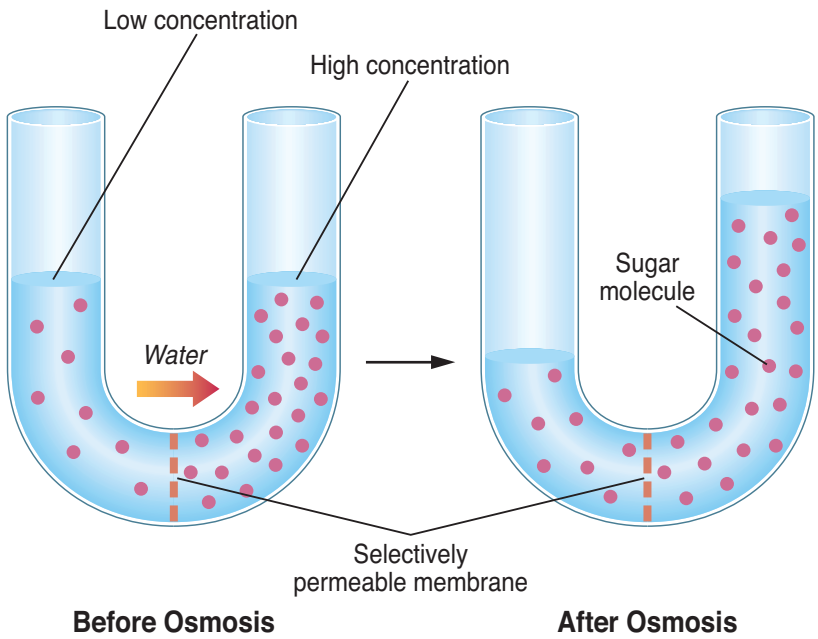


***Figure 9-2*** *In osmosis, water passes through the selectively permeable cell membrane from an area of low-solute concentration to an area of high-solute concentration.*

cells of the **hypothalamus** (regulates appetite and thirst) then become **dehydrated,** as do those in the mouth and tongue, and the body experiences thirst. The hypothalamus stimulates the pituitary gland to excrete ADH (antidiuretic hormone) whenever the electrolytes become too concentrated in the blood or whenever blood volume or blood pressure is too low. (This measurement is called **vascular osmotic pressure.**) The ADH causes the kidneys to reabsorb water rather than excrete it. At such times, thirst causes the healthy person to drink fluids, which provide the water and electrolytes needed by the cells.

When the sodium in the ECF is reduced, water flows from the ECF into the cells, causing **cellular edema.** When this occurs, the adrenal glands secrete aldosterone, which triggers the kidneys to increase the amount of sodium reabsorbed. When the missing sodium is replaced in the ECF, the excess water that has been drawn from the ECF into the cells moves back to the ECF, and the edema is relieved.

The amount of water used and thus needed each day varies, depending on age, size, activity, environmental temperature, and physical condition. The average adult water requirement is 1 ml (milliliter) for every calorie in food consumed. For example, for every 1,800 kcal in food consumed, one needs to drink 7.5 glasses of fluid. For optimal health, it is recommended that adults drink at least thirteen 8-ounce glasses of fluid a day, preferably eight glasses of water but at least seven of water and five of other fluids. Youth, fever, diarrhea, unusual perspiration, and hyperthyroidism increase the requirement.

**hypothalamus**
area at base of brain that regulates appetite and thirst

**dehydrated**
having lost large amounts of water

**vascular osmotic pressure**
high concentration of electrolytes in the blood; low blood volume or blood pressure

**cellular edema**
swelling of body cells caused by inadequate amount of sodium in extracellular fluid

## Dehydration

When the amount of water in the body is inadequate, dehydration can occur. It can be caused by inadequate intake or abnormal loss. Such loss can occur from severe diarrhea, vomiting, hemorrhage, burns, diabetes mellitus, excessive perspiration, excessive urination, or the use of certain medications such as

### SPOTLIGHT on Life Cycle

Older adults often find liquids more acceptable in soups, fruit juices, milk products, soft drinks, tea, and coffee. If the client has difficulty swallowing thin liquids, especially water, foods with the consistency of gelatin, fruit ices, yogurt, custards, or puddings may be more desirable. Also, a powdered substance may be obtained to thicken thin liquids so that they can be more easily swallowed. Water is still the best choice if it can be swallowed easily without choking.

diuretics. Symptoms of dehydration include low blood pressure, thirst, dry skin, fever, and mental disorientation.

As water is lost, electrolytes are also lost. Thus, treatment includes replacement of electrolytes and fluids. Electrolyte content must be checked and corrections made if necessary. A loss of 10% of body water can cause serious problems. Blood volume and nutrient absorption are reduced, and kidney function is upset. A loss of 20% of body water can cause circulatory failure and death. Infants, for example, are at high risk of dehydration when fever, vomiting, and diarrhea occur. Intravenous fluids are often necessary if sufficient fluids cannot be consumed by mouth.

The thirst sensation often lags behind the body's need for water, especially in the elderly, children, athletes, and the ill. Feeling thirsty is not a reliable indicator of when the body needs water. Fluids should be drunk throughout the day to prevent dehydration (Figure 9-3 and Table 9-5).

Dehydration can occur in hot weather when one perspires excessively but fails to drink sufficient water to replace the amount lost through perspiration. Failure to replace water lost through perspiration could lead to one of the four stages of heat illness or could progress through all four. The four stages of heat illness are: (1) *Heat fatigue,* which causes thirst, feelings of weakness, or fatigue. To combat this, one should go to a cool place, rest, and drink fluids. (2) *Heat cramp,* due to the loss of sodium and potassium, which causes leg cramps and thirst. One should go to a cool place, rest, and drink fluids. (3) *Heat exhaustion,* which causes thirst, dizziness, nausea, headache, and profuse sweating. Treatment includes sponge baths with cool water, a 2- to 3-day rest, and the ingestion of a great deal of water. (4) *Heat stroke,* which involves fever and could produce brain and kidney damage. Emergency medical service (911) should be called, and the patient should be put in chilled water and transported to the hospital. People can die from heat stroke. People who are unable to perspire are at high risk for any of the stages of heat illness.

***Figure 9-3*** *Preventing dehydration is an important element of proper nutrition.*

## Excess Water Accumulation

Some conditions cause an excessive accumulation of fluid in the body. This condition is called positive water balance. It occurs when more water is taken in than is used and excreted, and edema results. Hypothyroidism, congestive

**Table 9-5** ***Signs of Dehydration***

| |
|---|
| Health history reveals inadequate intake of fluids. |
| Decrease in urine output. |
| Weight loss (% body weight): 3–5% for mild, 6–9% for moderate, and 10–15% for severe dehydration. |
| Eyes appear sunken; tongue has increased furrows and fissures. |
| Oral mucous membranes are dry. |
| Decreased skin turgor (normal skin resiliency). |
| Changes in neurological status may occur with moderate to severe dehydration. |

heart failure, hypoproteinemia (low amounts of protein), some infections, some cancers, and some renal conditions can cause such water retention because sodium is not being excreted normally. Fluids and sodium may then be restricted. Excess water drinking is a recognized characteristic of schizophrenia. Also it has been reported that acute psychological stress had led to excessive water drinking that resulted in brain damage (Mukherjee et al., 2005). Those without a medical or psychological condition are not prone to excess water intake.

**EXPLORING THE WEB**

Search the Web for information related to the water needs of elderly and pediatric clients. How do the water needs differ in these two client populations? Why is there a difference? Why are these two populations at increased risk for dehydration? What tips can you provide to clients to maintain adequate water intake in these two client groups?

## ACID-BASE BALANCE

In addition to maintaining fluid and electrolyte balance, the body must also maintain **acid-base balance.** This is the regulation of hydrogen ions in body fluids (**pH** balance).

In a water solution, an acid gives off hydrogen ions and a base picks them up. Hydrochloric acid is an example of an acid found in the body. It is secreted by the stomach and is necessary for the digestion of proteins. Ammonia is a base produced in the kidneys from amino acids.

Acidic substances run from pH 1 to 7, with the lowest numbers representing the most acidic (which contain the most hydrogen ions). Alkaline substances run from pH 7 to 14, with the alkalinity increasing with the number (as the number of hydrogen ions decreases). A pH of 7 is considered neutral. Blood plasma runs from pH 7.35 to 7.45. Intracellular fluid has a pH of 6.8. The kidneys play the primary role in maintaining the acid-base balance by selecting which ions to retain and which to excrete. For the most part, what a person eats affects the acidity not of the body but of the urine.

**acid-base balance**
the regulation of hydrogen ions in body fluids

**pH**
symbol for the degree of acidity or alkalinity of a solution

### Buffer Systems

The body has **buffer systems** that regulate hydrogen ion content in body fluids. Such a system is a mixture of a weak acid and a strong base that reacts to protect the nature of the solution in which it exists. In a normal buffer system, the ratio of base to acid is 20:1. For example, when a strong acid is added to a buffered solution, the base takes up the hydrogen ions of the strong acid, thereby weakening it. When a strong base is added to a solution, the acid of the buffer system combines with this base and weakens it.

**buffer systems**
protective systems regulating amounts of hydrogen ions in body fluids

A mixture of carbonic acid and sodium bicarbonate forms the body's main buffer system. Carbonic acid moves easily to buffer a strong alkali, and sodium bicarbonate moves easily to buffer a strong acid. Amounts are easily adjusted by the lungs and kidneys to suit needs. For example, the end products of metabolism are carbon dioxide and water, and together they can form carbonic acid. The hemoglobin in the blood carries carbon dioxide to the lungs, where the excess is excreted. If the amount of carbon dioxide is more concentrated than it should be, the medulla oblongata in the brain causes the breathing rate to increase. This increase, in turn, increases the rate at which the body rids itself of carbon dioxide. Excess sodium bicarbonate is excreted via the kidneys. The kidneys can excrete urine from pH 4.5 to pH 8. The pH of average urine is 6.

## Acidosis and Alkalosis

The healthy person eating a balanced diet does not normally have to think about acid-base balance. Upsets can occur in some disease conditions, however. Renal failure, uncontrolled diabetes mellitus, starvation, or severe diarrhea can cause acidosis. This is a condition in which the body is unable to balance the need for bases with the amount of acids it is retaining. Alkalosis can occur when the body has suffered a loss of hydrochloric acid from severe vomiting or has ingested too much alkali, such as too many antacid tablets.

## CONSIDERATIONS FOR THE HEALTH CARE PROFESSIONAL

Clients who are required to limit both their salt and liquid intake will probably be unhappy with their diets. In such cases, it is helpful when the dietitian can discuss realistic ways of planning menus for them and *with* them. These menus should be based, of course, on good nutrition, but they also must be based on the client's normal habits and desires as much as is possible. The client's former diet should be reviewed with the client. The high-salt and high-liquid foods should be pointed out and alternative foods presented in a positive manner.

### SUPERSIZE USA

Lance Armstrong is my idol. I too love cycling and have competed in some short races. Now I am ready for my first long race that will take at least 5 hours and maybe longer. The day of the race is hot and humid, but I have my water, and there will be stations for water along the way. I am racing well and have downed my first bottle of water (480 ml) and have been riding for about 1 hour. I am drinking my second bottle of water (480 ml) and am into my second hour of racing. The hot and humid weather is taking its toll on me, and I am feeling dehydrated, so I start my third bottle (480 ml) and a fourth bottle (480 ml)—I have been riding for 3 hours. I continue to drink, and after two more bottles of water I begin to feel nauseated, really tired; I feel like I can't remember how much water I have had or how much more I need—I'm confused. I have to stop racing. I learn from the physician that I have hyponatremia (low sodium concentrations) caused by overhydration. How did I end up drinking too much water? I thought I needed a lot of water because I was perspiring so much.

The physician recognized my symptoms. After he obtained my weight and discovered I had gained weight, he knew definitively that I was suffering from overhydration. I was told that fluid intake of 500 ml/hr would have been sufficient for this 5-hour race. I also learned that I should not limit my sodium intake before the race. I will be better prepared for the next race.

## SUMMARY

Water is a component of all tissues. It is a solvent for nutrients and body wastes and provides transport for both. It is essential for hydrolysis, lubrication, and maintenance of normal temperature. Its best sources are water, beverages, fruits, vegetables, soups, and water-based desserts.

Fluid balance and electrolyte balance are dependent upon one another. An upset in one can cause an

upset in the other. An inadequate supply of water can result in dehydration, which can be caused by severe diarrhea, vomiting, hemorrhage, burns, or excessive perspiration or urination. Symptoms include thirst, dry skin, fever, lowered blood pressure, and mental disorientation. Dehydration can result in death. Positive water balance is an excess accumulation of water in the body. It causes edema.

Acid-base balance is the regulation of hydrogen ions in the body. Excessive acids or inadequate amounts of base can cause acidosis. Excessive base or inadequate amounts of acids can cause alkalosis.

Healthy people eating a balanced diet need not be concerned about fluid, electrolyte, or acid-base balance, as the body has intricate maintenance systems for all.

## DISCUSSION TOPICS

1. Why can people live longer without food than without water?
2. Why does water constitute a larger proportion of a man's body weight than of a woman's?
3. Describe homeostasis.
4. How do the lungs help to prevent excess acid from developing in the body?
5. What happens to the skin when it touches a red-hot pan? How might such developments on a large scale upset the body's fluid and electrolyte balance?
6. What is alkalosis? What causes it?
7. Explain how dehydration is dangerous in adults and in infants and children.
8. What does pH mean? How is it related to the homeostasis of the body?

## SUGGESTED ACTIVITIES

1. Ask a nurse to describe what happens to body tissue when it is badly burned. Also ask about the treatment of burn clients, including diet.
2. Ask a nurse to describe a diabetic coma, explaining what causes it, why it can be life-threatening, and how it can be treated.

## REVIEW

Access StudyWARE CD for more review activities

Multiple choice. Select the *letter* that precedes the best answer.

1. Fluid within the cells is called
   a. interstitial fluid
   b. extracellular fluid
   c. intracellular fluid
   d. none of the above
2. Intravascular fluid contains
   a. interstitial fluid
   b. extracellular fluid
   c. intracellular fluid
   d. none of the above
3. In a mixture of sugar and water, water is the
   a. solvent
   b. solute
   c. solution
   d. none of the above
4. Water
   a. is essential for hydrolysis
   b. causes hydrogenation
   c. reduces hypoproteinemia
   d. is produced by hypothyroidism
5. Good sources of water include
   a. oranges and melon
   b. seafood and meats
   c. baked desserts and rice
   d. all of the above
6. The solute in the extracellular fluid principally responsible for maintaining fluid balance is
   a. potassium
   b. phosphorus
   c. calcium
   d. sodium
7. The solute in the intracellular fluid principally responsible for maintaining fluid balance is
   a. potassium
   b. phosphorus
   c. calcium
   d. sodium
8. ADH causes the kidneys to
   a. conserve fluid
   b. reabsorb water
   c. release additional sodium
   d. excrete increased amounts of urine
9. The amount of water needed by individuals
   a. varies from day to day
   b. is not affected by one's activities
   c. decreases with fever
   d. all of the above
10. Thirst is a symptom of
    a. dehydration
    b. hydrolysis
    c. cellular edema
    d. osmosis

# CASE IN POINT

StudyWARE

## UTE: REACTING TO DEHYDRATION

Ute is a nurse from South Africa who has just changed jobs and career paths. She no longer is working as an office nurse in a physician's office but has embarked into the field of nephrology. Ute has been in orientation and is learning about the kidney and its functions as well as about the dialysis equipment. Ute is impressed by all the precautions needed to prevent the spread of infection to the patients with catheters and prevent the possible cross-contamination of hidden diseases to the staff.

Ute will be initiating treatment for a dialysis patient. She finds it very exciting and very frightening as well. Ute has learned that she could kill a patient in a matter of 3 minutes if she is not careful and diligent regarding her practice.

Ute has been dialyzing patients for 3 weeks now. The hours are long, and the treatment schedules are close together. She has come to hate putting on the plastic cover-ups prior to initiating treatment. She says that she perspires so heavily in the plastic that she feels like a terrarium. Her scrub top is saturated by the time she takes off her plastic cover-ups. Besides the cover-ups, she must wear latex-free gloves, a mask, and eye protection. She knows that the patient changeover shifts are 2 hours in length, and she must comply with the policies to protect her patients and herself.

She has noticed that she has not been able to drink as much water as she would like because of her schedule. At night she has been awakened with grueling thigh and ankle cramps.

### ASSESSMENT

1. What can you tell Ute that is happening to her?
2. What data support your conclusion?
3. What does Ute's increasing her physical exertion at work have to do with her condition?
4. What can be expected to occur if Ute ignores the leg cramps?

### DIAGNOSIS

5. Complete the following nursing diagnosis statement: Ute's deficient fluid volume is related to _____ as evidenced by her behavior of _____.

### PLAN/GOAL

6. What would be your immediate concern for Ute?
7. What is your concern for her nursing shift?

### IMPLEMENTATION

8. What fluid is most helpful to Ute? Why?
9. How much fluid does she need to drink?
10. What else should Ute be aware of during her nursing shift?

### EVALUATION/OUTCOME CRITERIA

11. What should Ute look for when her plan is effective?
12. Who else could benefit from this information?

### THINKING FURTHER

13. At what point could Ute have avoided her cramping problem?

### RATE THIS PLATE

Ute is becoming dehydrated due to excessive perspiration and not drinking enough fluids. Can Ute's hydration be helped with food? Rate the plate.

**4 oz broiled chicken on a bun with lettuce and tomato**
**1 oz corn chips**
**1 large carrot**
**1 stalk of celery**
**8-oz glass of fat-free milk**

Which food has the most percentage of water and the least percentage? Look in Appendix D for percent of water content in foods. Were you surprised with any percentages you found? Would you change anything, and if so, what?

StudyWARE

# CASE IN POINT

## MOSES: MANAGING DIARRHEA

Moses is a 72-year-old Egyptian gentleman who has been living in an assisted living/nursing home for the past 8 months, since his wife died. Moses's son could not relocate to Michigan to help his father after his mother's death, and he felt that his father needed assistance for daily living. Moses misses his wife very much and at first had difficulty accepting the need for an assisted living arrangement. After a few months, Moses has met some of his home mates and has become interested in playing bingo and bridge and singing in the choir. He likes being out with his friends now and is happy to have his days filled with activity. Two weeks ago Moses had a bout of what he called the stomach flu. He had persistent diarrhea for 9 days, along with a temperature of 102. His mental status, usually clear, is now classified as disorientated.

### ASSESSMENT

1. What has happened to Moses?
2. What data do you have to support your findings?
3. What conditions will occur if Moses's diarrhea and temperature are not treated?
4. Because of his age, what do you know about Moses's total body water content?

### DIAGNOSIS

5. Complete the following nursing diagnosis statement: Moses's deficient fluid volume is related to _____ as evidenced by his behavior of _____ .

### PLAN/GOAL

6. What is your immediate concern for Moses?
7. What is your concern for the next 24 hours?

### IMPLEMENTATION

8. What fluid would be most helpful to Moses and why?
9. How much fluid should he have?
10. What else should be done to treat Moses?
11. What should Moses do the next time he starts to have diarrhea?

### EVALUATION/OUTCOME CRITERIA

12. What changes will you expect to see if your plan is effective?

### THINKING FURTHER

13. At what point could Moses have avoided this problem?
14. How could you use this lesson in your future experiences?

### RATE THIS PLATE

Moses has been ill for a long time and may be dehydrated. He is having diarrhea without vomiting. I don't believe food will cure his problem, but let's see if we can make eating pleasant and easy on his GI system. Rate this plate.

**1 glass orange juice**

**2 poached eggs**

**1 to 2 slices 100% whole wheat toast with jelly**

**Tea with sugar and cream**

Would you change any food? If so, what would you substitute in its place?

# Section Two

# MAINTENANCE OF HEALTH THROUGH GOOD NUTRITION




# FOOD-RELATED ILLNESSES AND ALLERGIES

## KEY TERMS StudyWARE

abstinence
allergens
allergic reactions
allergy
botulism
carriers
dermatitis
desensitized
dysentery
elimination diet
enterotoxins
food poisoning
hypersensitivity
insecticides
mold
neurotoxins
pathogens
salmonella
skin tests
staphylococcus (staph)
trichinosis
urticaria

## OBJECTIVES

After studying this chapter, you should be able to:

- Identify diseases caused by contaminated food, their signs, and the means by which they are spread
- List signs of food contamination
- State precautions for protecting food from contamination
- Describe allergies and elimination diets and their uses

The most nutritious food can cause illness if it is contaminated with **pathogens** (disease-causing agents) or certain chemicals. Some of the pathogens that can cause foodborne illness include certain bacteria, viruses, molds, worms, and protozoa. The chemicals may be a natural component of specific foods, intentionally added during production or processing or accidentally added through carelessness or pollution.

**pathogens**
disease-causing agents

There are always microorganisms in the environment. Some are useful, such as the bacteria used to make yogurt and certain cheeses. Others are pathogens. Pathogens may be in the air, on equipment, in food, on the skin, or in mucus and feces. Food is a particularly good breeding place for them because it provides nutrients, moisture, and often warmth. Although pathogens can be found in all food groups, they are most commonly found in foods from animal sources. Contaminated food seldom smells, looks, or tastes different from non-contaminated food.

**food poisoning**
foodborne illness

**Food poisoning** is a general term for foodborne illness. When food poisoning develops as a result of a pathogen's infecting someone, it is a *foodborne infection.* When it is caused by toxins produced by the pathogen, it is called *food intoxication* and, in the case of botulism, can kill. Toxins can be produced by bacteria during food preparation or storage or by bacteria in one's digestive tract. **Enterotoxins** affect mucous membranes in the digestive tract, and **neurotoxins** affect the nervous system.

**enterotoxins**
toxins affecting mucous membranes

**neurotoxins**
toxins affecting the nervous system

It is thought that as many as one-third of the population of the United States may experience food poisoning each year. Its typical symptoms include vomiting, diarrhea, headache, and abdominal cramps. Many never know they are suffering from food poisoning and assume they have the flu. Others, especially young children, the elderly, or those with compromised immune systems (such as people who are HIV positive) may become very ill, and some may die.

## BACTERIA THAT CAUSE FOODBORNE ILLNESS

*Campylobacter jejuni, Clostridium botulinum, Clostridium perfringens, Cyclospora Cayetanensis, Escherichia coli 0157:H7, Listeria monocytogenes, Salmonella, Shigella,* and *Staphylococcus aureus* are examples of bacteria that can cause foodborne illness. Refer to Table 10-1.

### Campylobacter Jejuni

*Campylobacter jejuni* is believed to be one of the most prevalent causes of diarrhea. It is commonly found in the intestinal tracts of cattle, pigs, sheep, chickens, turkeys, dogs, and cats and can contaminate meat during slaughter. It is caused by the ingestion of live bacteria.

It can take from 2 to 5 (or more) days to develop after infection and may last up to 10 days. Symptoms include diarrhea (sometimes bloody), fever, headache, muscle and abdominal pain, and nausea. It can be transmitted to humans via unpasteurized milk; contaminated water; and raw or undercooked meats, poultry, and shellfish.

### Clostridium Botulinum

*Clostridium botulinum* is found in soil and water, on plants, and in the intestinal tracts of animals and fish. The spores of these bacteria can divide and produce toxin in the absence of oxygen. (Spores are single cells that are produced asexually, each of which is able to develop into a new organism. They have thick, protective walls that allow them to survive unfavorable conditions.) This

**Table 10-1 Foodborne Illnesses**

| BACTERIA | TRANSMISSION | SYMPTOMS | PREVENTION |
|---|---|---|---|
| *Campylobacter jejuni* | Unpasteurized milk, contaminated water, raw and undercooked meat and shellfish. | Diarrhea, fever, headache, abdominal pain, and nausea. | Avoid unpasteurized milk and questionable water. Cook meat and fish thoroughly. |
| *Clostridium botulinum* | Home-canned and, rarely, improperly prepared commercially canned food. | Double vision, speech difficulties, inability to swallow, respiratory paralysis. | Avoid bulging cans. Boil home-canned green beans for 10 minutes. |
| *Clostridium perfringens* | Sometimes referred to as the "cafeteria germ." Outbreaks occur when large quantities of food are served at room temperature or from a steam table. Meat, poultry, cooked dried beans, and gravies are the most common carriers. | Diarrhea and gas pains beginning between 6 and 24 hours after ingestion and lasting approximately 24 hours. | Keep hot food hot (at or above 140°F) and cold food cold (at or below 40°F). Leftovers should be heated to at least 165°F before serving. Wash all soil from vegetables. |
| *Cyclospora cayetanensis* | Feces-contaminated food or water. | Watery diarrhea, abdominal cramps, decreased appetite, and low-grade fever. Could last off and on for several weeks. | Thorough hand washing. Washing fruit before eating, using and drinking only clean water. |
| *Escherichia coli* (E. coli 0157:H7) | Eating contaminated foods such as undercooked hamburger, ground poultry, and unpasteurized milk and apple juice. | Abdominal cramps, watery diarrhea, nausea, and vomiting. Serious complications: bloody diarrhea and severe abdominal cramps. Onset within 3–9 days. Duration 2–9 days if no complications. | Cook ground meat to 160°F. Eat no raw ground meat. Wash all fruits and vegetables before eating. |
| *Listeria monocytogenes* | Unpasteurized milk, raw and cooked poultry and meat, raw leafy vegetables. | Fever, chills, headache, backache, and occasional abdominal pain and diarrhea. Onset 12 hours to 8 days. | Avoid unpasteurized milk and dairy products. Cook ground meats to 160°F, ground poultry to 165°F. Hot foods should be kept hot and cold foods cold. Wash produce thoroughly. |

*(continued)*

**Table 10-1** *Continued*

| BACTERIA | TRANSMISSION | SYMPTOMS | PREVENTION |
|---|---|---|---|
| *Salmonella* | Raw or undercooked food such as eggs, poultry, unpasteurized milk, or other dairy products and meats. Cross-contamination by uncooked foods. | Headache, abdominal pain, diarrhea, fever, and nausea. Onset: 6–48 hours. Duration: 1–8 days. | Avoid cross-contamination of raw and cooked foods. Do not eat raw eggs. Cook ground beef to 160°F. Keep hot foods hot and cold foods cold. Do not eat any unpasteurized raw or undercooked food of animal origin. |
| *Shigella* | Contamination of food by infected food handlers. Primarily transmitted in cold salads such as tuna, chicken, and potato. | Severe diarrhea, nausea, headaches, chills, and dehydration. Onset: 1 day to a week. | Good hygiene of food handlers and sanitary food preparation. Keep hot foods hot and cold foods cold. Always wash hands in hot soapy water after going to the bathroom and before preparing or eating food. |
| *Staphylococcus aureus* | Transmitted by infected food handlers. | Vomiting, diarrhea, abdominal cramps. Onset: ½–8 hours. Duration: 1–2 days. | Good hygiene of food handlers. Always wash hands thoroughly in hot soapy water before preparing food. Keep hot food hot and cold food cold. |

Source: Centers for Disease Control and Prevention. (2005). Retrieved from http://www.cdc.gov.

means that the toxin can be produced in sealed containers such as cans, jars, and vacuum-packaged foods.

The spores are extremely heat resistant and must be boiled for 6 hours before they will be destroyed. Such a lengthy time will, of course, destroy the food they have infected. The toxin, however, can be destroyed by boiling for 20 minutes. This toxin causes **botulism,** which is perhaps the rarest but most deadly of all food poisonings. Symptoms usually appear within 4 to 36 hours after eating and include double vision, speech difficulties, inability to swallow, and respiratory paralysis. If botulism is not properly treated, death will result in 3 to 10 days. The fatality rate in the United States is about 65%.

**botulism**
deadliest of food poisonings; caused by the bacteria *Clostridium botulinum*

Great care must be taken to prevent botulism when canning foods at home. The Centers for Disease Control and Prevention (CDC) reported that from 1950 through 1996, 289 botulism outbreaks have been traced to home-processed foods and 31 to commercially processed foods, including foods served in restaurants. The type of food processing was unknown for the remaining 124 outbreaks. Vegetables were the most important carrier for the

botulism toxin in the United States during this time period. Raw honey has also been identified as a source. If a can bulges, *Clostridium botulinum* may be present and can be fatal. A good rule of thumb is: "If in doubt, throw it out" where children and animals cannot reach it.

## Clostridium Perfringens

*Clostridium perfringens* is often called the "cafeteria" or "buffet germ" because it tends to infect those who eat food that has been standing on buffets or steam tables for long periods. *Clostridium perfringens* is found in soil dust, sewage, and the intestinal tracts of animals. It is a spore-forming pathogen that needs little oxygen. The bacteria are destroyed by cooking, but the spores can survive it.

*Clostridium perfringens* is transmitted by eating heavily contaminated food. Symptoms include nausea, diarrhea, and inflammation of the stomach and intestine. Symptoms may appear within 6 to 24 hours of ingestion and last approximately 24 hours.

To best prevent it, hot foods should be kept at or above 140°F and cold foods below 40°F. Leftovers should be heated to 165°F before serving. Foods should be stored at temperatures of 40°F or lower. People with compromised immune systems should be very cautious concerning *Clostridium perfringens.*

## Cyclospora Cayetanensis

*Cyclospora cayetanensis* is a parasite that causes gastroenteritis. Until 1996 most cases were experienced by overseas travelers, but several domestic outbreaks have been reported in recent years. This bacteria is commonly found in the feces of an infected person and can be transmitted by poor hygiene. It has been found in unclean water.

Symptoms are watery diarrhea, abdominal cramps, decreased appetite, and a low-grade fever. These symptoms could last off and on for several weeks. Those with compromised immune systems, children, and the elderly are at greatest risk of complications.

*Cyclospora* has an incubation period of 1 week, is associated with invasion of the small intestine, and is manifested by the preceding symptoms. The parasite's natural ecology, infective dose, and host range are unknown. It is known that *Cyclospora* does not multiply outside the host.

It is strongly recommended that clean water be used for drinking and the irrigation of produce. Thorough washing of fruits and vegetables and the practice of good hygiene by food handlers help to prevent the spread of this bacteria.

## Escherichia Coli (E. coli O157:H7)

*Escherichia coli,* commonly called *E. coli,* is a group of bacteria that can cause illness in humans. E. coli 0157:H7 is a very infectious strain of this group. These bacteria can be found in the intestines of some mammals (including humans and animals used for food), in raw milk, and in water contaminated by animal or human feces.

*E. coli* are transmitted to humans through contaminated water, unpasteurized milk or apple juice, raw or rare ground beef products, unwashed fruits or vegetables, and directly from person to person. Plant foods can be contaminated by fertilization with raw manure or irrigation with contaminated water.

Symptoms include severe abdominal cramps, diarrhea that may be watery or bloody, and nausea. Sometimes, however, E. coli 0157:H7 can cause hemorrhagic colitis (inflammation of the colon). This in turn can result in *hemolytic uremic syndrome* (HUS) in children, which can damage the kidneys.

*E. coli* can be controlled by careful choice and cooking of foods. All meats and poultry should be cooked thoroughly. Ground beef, veal, and lamb should be cooked to 160°F and ground poultry to at least 165°F. Fruits and vegetables should be carefully washed, and unpasteurized milk and other dairy products and vegetable and fruit juices should be avoided. People with compromised immune systems should be especially vigilant.

## Listeria Monocytogenes

*Listeria monocytogenes* is a bacteria often found in human and animal intestines and in milk, leafy vegetables, and soil. It can grow in the refrigerator and can be transmitted to humans by unpasteurized dairy foods such as milk, soft cheeses, and ice creams and via raw leafy vegetables and processed meats.

*Listeria monocytogenes* can affect a person from 12 hours to 8 days after ingestion. Symptoms include fatigue, fever, chills, headache, backache, abdominal pain, and diarrhea. It can develop into more serious conditions and cause respiratory distress, spontaneous abortion, or meningitis.

To prevent infection by *Listeria monocytogenes,* meats and poultry should be thoroughly cooked and salad greens carefully washed. Attention must be paid to all dairy products—especially the unfamiliar from new sources—to be certain they have been pasteurized.

## Salmonellosis

**salmonella**
an infection caused by the *Salmonella* bacteria

Salmonellosis (commonly called *salmonella*) is an infection caused by the *Salmonella* bacteria. **Salmonella** can be found in raw meats, poultry, fish, milk, and eggs. It is transmitted by eating contaminated food or by contact with a carrier. Salmonellosis is characterized by headache, vomiting, diarrhea, abdominal cramps, and fever. Symptoms generally begin from 6 to 48 hours after eating. In severe cases, it can result in death. One species of *Salmonella* causes typhoid fever. Those who suffer the most severe cases are typically the very young, the elderly, and the weak or incapacitated.

Refrigeration (40°F or lower) inhibits the growth of these bacteria, but they can remain alive in the freezer and in dried foods. *Salmonella* bacteria are destroyed by heating to at least 140°F for a minimum of 10 minutes.

To prevent contamination, thaw poultry and meats in the refrigerator or microwave and cook immediately. Avoid cross-contamination of raw and cooked foods by carefully cleaning utensils and counter surfaces that were in contact with raw food. Raw or undercooked eggs, or foods that contain them,

should not be eaten. Even a taste of raw cookie dough or Caesar salad dressing made with raw egg yolk can cause contamination. People with compromised immune systems should be especially careful.

## Shigella

*Shigella* bacteria are found in the intestinal tract and thus the feces of infected individuals. The disease they cause is called *shigellosis.* These bacteria are typically passed on by an infected food handler who did not wash his or her hands properly after using the toilet. They are also found on plants that were fertilized with untreated animal feces or given contaminated water. *Shigella* are destroyed by heat, but infected cold foods such as tuna, chicken, or egg salads are common carriers.

Shigellosis can occur from 1 day to a week following infection. Symptoms include diarrhea (sometimes with blood and mucus), fever, chills, headache, nausea, and abdominal cramps and can lead to dehydration. Some people, however, experience no symptoms.

## Staphylococcus Aureus

*Staphylococcus aureus* bacteria are found on human skin, in infected cuts and pimples, and in noses and throats. Staphylococcal poisoning is commonly called **staphylococcus (staph).** These bacteria grow in meats; poultry; fish; egg dishes; salads such as potato, egg, macaroni, and tuna; and cream-filled pastries. This poisoning is transmitted by carriers and by eating foods that contain the toxin these bacteria create.

**Staphylococcus (staph)**
genus of bacteria causing food poisoning called "staph" or "staphylococcal poisoning"

Symptoms, which include vomiting, diarrhea, and abdominal cramps, begin within ½ to 8 hours after ingestion of the toxin and last from 24 to 48 hours. Staph is considered a mild illness.

The growth of these bacteria is inhibited if foods are kept at temperatures above 140°F or below 40°F. Their toxin can be destroyed by boiling the food for several hours or by heating it in a pressure cooker at 240°F for 30 minutes. Both of these methods would destroy both the appeal and nutrient content of the infected foods. It is more practical to safely discard foods suspected of being contaminated.

# OTHER SUBSTANCES THAT CAUSE FOOD POISONING

**Mold** is a type of fungus. Its roots go down, into the food, and it grows a stalk upward on which spores form. The green "fuzzy" part that can be seen by the naked eye is where the spores are found. Some spores cause respiratory problems and allergic reactions for some people. For this reason, moldy food should never be smelled.

**mold**
a type of fungus

Some molds produce a dangerous mycotoxin called aflatoxin that can cause cancer. It can develop in spoiled peanuts and peanut butter, soybeans, grains, nuts, and spices. Symptoms of such an infection include abdominal pain, vomiting, and diarrhea, and may occur from 1 day to several months after ingestion. It can cause liver and skin damage and, ultimately, cancer.

The Food and Drug Administration observes the aflatoxin content of foods closely, and although this toxin cannot as yet be totally eradicated, foods containing more than a very minute amount of it cannot be sold by one state to another.

Neither cooking nor refrigeration destroys this toxin. Cheese may develop mold, and that part should be cut away to a depth of at least an inch. (Cheeses such as bleu or Roquefort that were intentionally ripened by harmless molds are safe to eat.) Fruits and vegetables showing signs of mold should not be purchased.

**trichinosis**
disease caused by the parasitic roundworm *Trichinella spiralis;* can be transmitted through undercooked pork

*Trichinella spiralis* is a parasitic worm that causes **trichinosis.** This disease is transmitted by eating inadequately cooked pork from pigs that are infected with the *Trichinella spiralis* parasite. Symptoms include abdominal pain, vomiting, fever, chills, and muscle pain. Symptoms occur about 24 hours after ingesting infected pork. Cooking all pork to an internal temperature of at least 170°F kills the organism and prevents this disease. It can also be destroyed by freezing.

**dysentery**
disease caused by microorganism; characterized by diarrhea

**Dysentery** is a disease caused by protozoa (tiny, one-celled animal). The protozoa are introduced to food by carriers or contaminated water. They cause severe diarrhea that can occur intermittently until the patient is treated appropriately.

### EXPLORING THE WEB

Choose one of the pathogens in the text that causes foodborne illness. Research this pathogen using the Web. What sources can you find on the pathogen? Create a fact sheet listing the signs and symptoms of the illness, the foods commonly infected with the pathogen, assessment of the client for the presence of the illness, and treatment. Also include tips on prevention of the illness.

## PREVENTION OF FOODBORNE ILLNESSES

Strict federal, state, and local laws regulate the commercial production of food in the United States, and dairies, canneries, bakeries, and meatpacking plants are all subject to government inspection. Nevertheless, errors and accidents can and do occur, and illness can result. *Most foodborne illnesses occur because of the ignorance or carelessness of people who handle food.* People can introduce pathogens to food, prevent them from reaching it, or kill them with appropriate cooking temperatures.

Cleanliness is especially important in preventing foodborne illness. When kitchen equipment such as a cutting board, meat grinder, or countertop is used for preparing pathogen-infected foods and not cleaned properly afterward, noninfected food that is subsequently prepared with this equipment can become infected by the same pathogen(s). This is called cross-contamination. Dishes used to hold uncooked meat, poultry, fish, or eggs must always be washed before cooked foods are placed on them.

### *In The Media*

**FOOD SAFETY MADE EASY: FOOD SAFETY TIPS OFFERED IN NEW ONLINE BROCHURE**

Responding to consumer research that revealed that consumers needed more food safety information, the Partnership for Food Safety Education released a new brochure available at fightbac.org. The brochure details how to properly *clean, separate, cook,* and *chill* to reduce the risk of foodborne illness. Their research showed that consumers are familiar with clean, separate, cook, and chill, the core FightBAC! food safety recommendations, but more guidance was needed to do these properly. Many consumers are still not fully aware of the importance of:

1. Maintaining a refrigerator temperature of 40°F or below
2. Using cooking and appliance thermometers
3. Properly cleaning fresh fruits and vegetables

The gaps in consumer knowledge are addressed in this new brochure. The brochure was developed through collaboration between Partnership members and government agencies that participate in FightBAC! including the FDA, the CDC, and the USDA.

(Source: Adapted from Partnership for Food Safety Education, April 2006.)

When food workers fail to wash their hands after blowing their noses or using the toilet, they can "share" their germs very easily. Mucus and feces are favorite breeding areas of pathogens.

Food workers who have even small cuts on their hands must wear gloves because a wound could carry a pathogen. Foods must be covered and stored properly to keep dust, insects, and animals from reaching and possibly contaminating them. Water from unknown sources should not be used for cooking because it, too, can carry pathogens.

Temperatures during preparation and storage of food must be carefully observed. When infected foods are undercooked, the pathogen is not destroyed and can be passed to consumers (Table 10-2). Foods allowed to stand

***Table 10-2*** ***Cooking Temperatures***

| PRODUCT | FAHRENHEIT |
|---|---|
| **Eggs and Egg Dishes** | |
| Eggs | Cook until yolk and white are firm |
| Egg dishes | 160° |
| **Fresh Beef, Veal, Lamb** | |
| Ground products like hamburger (prepared as patties, meatloaf, meatballs, etc.) | 160° |
| Roasts, steaks, and chops | |
| Medium rare | 145° |
| Medium | 160° |
| Well done | 170° |
| **Fresh Pork** | |
| All cuts including ground product | |
| Medium | 160° |
| Well done | 170° |
| **Poultry** | |
| Ground chicken, turkey | 165° |
| Whole chicken, turkey | |
| Well done | 180° |
| Whole bird with stuffing (stuffing must reach 165°) | 180° |
| Poultry breasts, roasts | 170° |
| Thighs, wings | Cook until juices run clear |
| **Ham** | |
| Fresh (raw) | 160° |
| Fully cooked, to reheat | 140° |

Source: U.S. Department of Agriculture Food Safety and Inspection Service, Washington, DC. http://www.fsis.usda.gov.

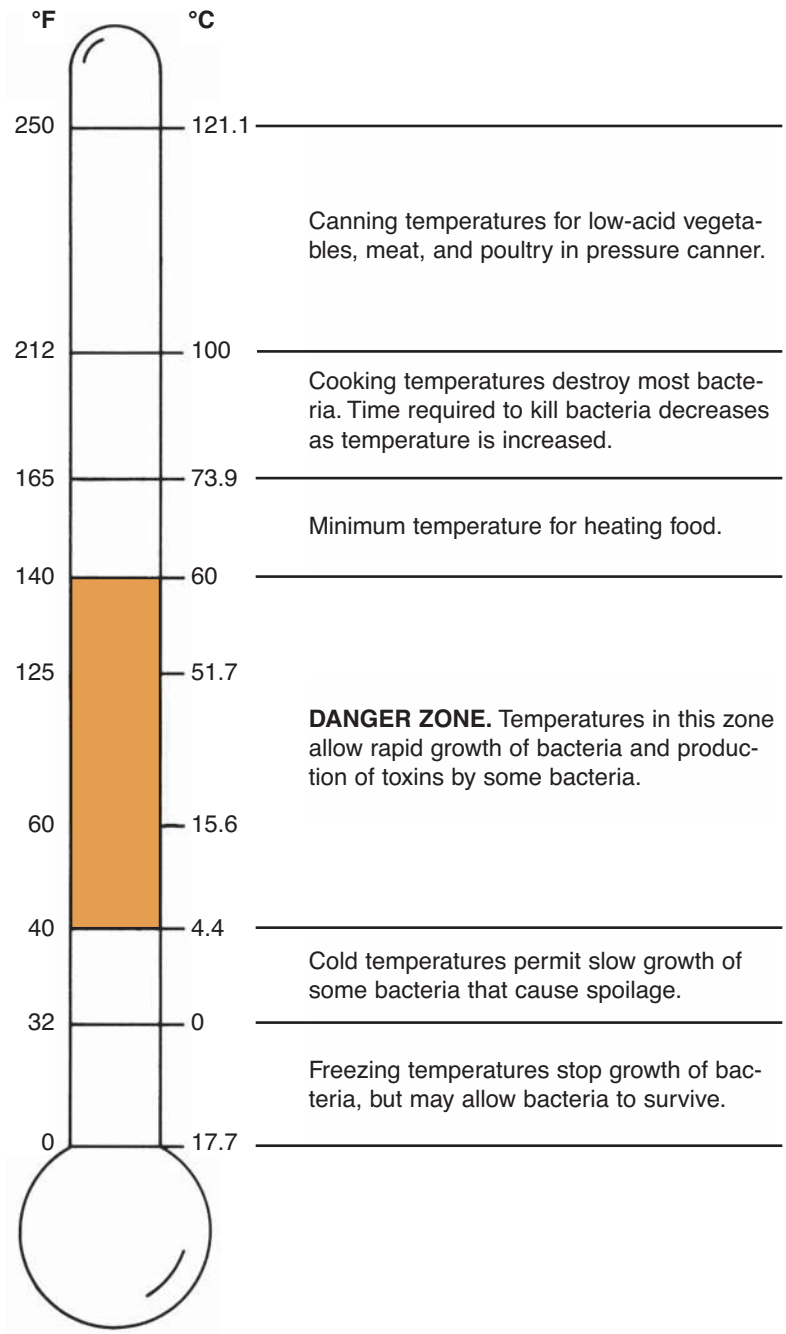


***Figure 10-1*** *Temperatures of food for control of bacteria.*

at temperatures between 40° and 140°F provide an ideal breeding place for pathogens (Figure 10-1).

Leftover food should always be refrigerated as soon as the meal is finished and covered when it is cold. It should not be allowed to cool to room temperature before it is refrigerated. Frozen food should be either cooked from the frozen state

**Table 10-3** ***To Prevent Food Poisoning***

- Keep kitchen and equipment thoroughly clean.
- Wash hands after blowing nose or using bathroom.
- Wear gloves if cooking with any hand wound.
- Cover and store foods to prevent microbes or animals from reaching it.
- Cook foods to appropriate temperatures.
- Limit standing time at temperatures between 40° and 140°F.
- Prevent known carriers from preparing foods.
- Select only packages and jars that were sealed by the manufacturer.
- Avoid bulging cans, foods that look or smell odd, and foods showing signs of mold.

or thawed in the refrigerator. (When cooked from the frozen state, cooking time will generally increase by at least 50%.) Frozen food should not be thawed at room temperature. Food must always be protected from dust, insects, and animals.

**Carriers** are people (or animals) capable of transmitting infectious (disease-causing) organisms. Often the carrier suffers no effects from the organism and therefore is unaware of the danger she or he represents. Food workers should be tested regularly to confirm that they are not carriers of communicable diseases.

Selection of food should be made with great care. Packages and jars should be properly sealed. Cans should not bulge. Foods that look or smell at all unusual and foods showing signs of mold should be left in the store. Only pasteurized milk and dairy products should be used (Table 10-3).

**carriers**
those who are capable of transmitting an infectious organism

**EXPLORING THE WEB**

Search the Web site of the Food Safety and Inspection Service of the U.S. Department of Agriculture, www.fsis.usda.gov. Look for information about eliminating pathogens and keeping food safe during preparation and storage. What helpful tips can you find? Create a fact sheet on maintaining the safety of food during preparation and storage in the home environment using the tips you find here.

## MISCELLANEOUS FOOD POISONINGS

Occasionally, food poisoning is caused by ingesting certain plants or animals that contain poison. Examples are plants such as poisonous mushrooms, rhubarb leaves, and fish from polluted water.

Poisoning also can result from ingesting cleaning agents, **insecticides,** or excessive amounts of a drug. Children may swallow cleaning agents or medicines. The cook may mistakenly use a poison instead of a cooking ingredient. Sometimes insecticides cling to fresh fruits and vegetables. It is essential that all potential poisons be kept out of the reach of young children and kept separate from all food supplies. Fresh fruits and vegetables should be thoroughly washed before being eaten.

**insecticides**
agents that destroy insects

## FOOD ALLERGIES

An **allergy** is an altered reaction of the tissues of some individuals to substances that, in similar amounts, are harmless to other people. The substances causing **hypersensitivity** are called **allergens.** Some common allergens are pollen, dust, animal dander (bits of dried skin), drugs, cosmetics, and certain foods. This discussion will be limited to allergic reactions to foods. A food allergy occurs when the immune system reacts to a food substance, usually a protein. When such a reaction occurs, antibodies form and cause allergic symptoms. An altered reaction to

**allergy**
sensitivity to specific substance(s)

**hypersensitivity**
abnormally strong sensitivity to certain substance(s)

**allergens**
substance-causing allergy

**urticaria**
hives; common allergic reaction

**dermatitis**
inflammation of the skin

**allergic reactions**
adverse physical reactions to specific substances

a specific food that does not involve the immune system is called (the specific food) *intolerance.* Approximately 2% to 8% of children and 2% of adults are known to have food allergies; many of these allergies began in the first year of life.

## Types of Allergic Reactions

Sometimes allergic reactions are immediate, and sometimes several hours elapse before signs occur. Allergic individuals seem most prone to allergic reactions during periods of stress. Typical signs of food allergies include hay fever, **urticaria,** edema, headache, **dermatitis,** nausea, dizziness, and asthma (which causes breathing difficulties).

**Allergic reactions** are uncomfortable and can be detrimental to health. When breathing difficulties are severe, they are life-threatening.

Allergic reactions to the same food can differ in two individuals. For example, the fact that someone gets hives from eating strawberries does not mean that an allergic reaction to strawberries will appear as hives in another member of the same family. Allergic reactions can even differ from time to time with the same individual.

### *SPOTLIGHT on Life Cycle*

Realizing that parents are often confused when confronted with children who have severe and even potentially life-threatening reactions to certain foods the American Academy of Pediatrics published a supplement to its journal ***Pediatrics,*** focusing on ways to diagnose, treat, and manage food allergies in children. The supplement consists of information on all aspects of food allergies, including:

- The most likely foods to cause allergic reactions and how to identify them
- What to do if a serious allergic reaction occurs
- The link between food allergies and other conditions such as asthma or eczema
- Tips on helping parents care for a child with food allergies

(Source: Adapted from American Academy of Pediatrics, 2003.)

## Treatment of Allergies

The simplest treatment for allergies is to remove the item that causes the allergic reaction. However, because of the variety of allergic reactions, finding the allergen can be difficult.

When food allergies are suspected, it is wise for the patient to keep a food diary for several days and to record all food and drink ingested as well as allergic reactions and the time of their onset. Such records can help pinpoint specific allergens. Some common food allergens are listed in Table 10-4. It is common for other foods in the same class as the allergens to cause allergic reactions as well. Cooking sometimes alters the foods and can eliminate allergic reactions in some people.

Laboratory tests may be used to find the allergen or allergens. The RAST (radio allergosorbent test), for example, may be used to determine which compounds are causing allergic reactions. **Skin tests** are sometimes used to detect allergies. However, food allergies can be difficult to determine from skin tests.

After completion of the allergy testing, the client is usually placed on an **elimination diet.** For 1 or 2 weeks the client does not eat any of the tested compounds that gave a positive reaction. The client includes in the diet the foods that almost no one reacts to, such as rice, fresh meats and poultry,

**skin tests**
allergy tests using potential allergens on scratches on the skin

**elimination diet**
limited diet in which only certain foods are allowed; intended to find the food allergen causing reaction

***Table 10-4*** ***Common Food Allergens***

| | | |
|---|---|---|
| Milk | Strawberries | Chocolate |
| Wheat | Tomatoes | Soybeans |
| Corn | Legumes | Pork |
| Eggs | Tree nuts | Fish |
| Citrus fruit | Peanuts | Shellfish |

noncitrus fruits, and vegetables. Sometimes, these diets allow only a limited number of foods and can be nutritionally inadequate. If that is the case, vitamin and mineral supplements may be prescribed.

When relief is found from the allergic symptoms, the client is continued on the diet, and, gradually, other foods are added to the diet at a rate of only one every 4 to 7 days. Those foods most likely to produce allergic reactions are added last until an allergic reaction occurs. The allergy can then be pinpointed, and the offending foods eliminated from the diet. Knowing the cause of the allergy enables the client to lead a healthy, normal life, provided that eliminating these foods does not affect her or his nutrition.

If the elimination of the allergen results in a diet deficient in certain nutrients, suitable substitutes for those nutrients must be found. For example, if a client is allergic to citrus fruits, other foods rich in vitamin C to which the client is not allergic must be found. If the allergy is to milk, soybean milk may be substituted.

The client must be taught the food sources of the nutrient or nutrients lacking so that other foods can be substituted that are nutritionally equal to those causing the allergy. It is essential that the client be taught to read the labels on commercially prepared foods and to check the ingredients of restaurant foods carefully. Baked products, mixes, meat loaf, or pancakes may contain egg, milk, or wheat that may be responsible for the allergic reaction.

Sometimes, however, the allergies require such a restriction of foods that the diet does become nutritionally inadequate. As in all cases of allergy, and particularly in such cases, it is hoped that the client can become **desensitized** to the allergens so that a nutritionally balanced diet can be restored. The client is desensitized by eating a minute amount of food allergen after a period of complete **abstinence** from it. The amount of the allergen is gradually increased until the client can tolerate it.

## EXPLORING THE WEB

Go to the Web site for the International Food Information Council Foundation, www.ific.org. Search for information on allergic reactions and foods. What types of illnesses can be caused by food allergies? How are these allergies detected? Can you locate a recipe source online for individuals with food allergies?

**desensitized**
having gradually reduced the body's sensitivity (allergic reaction) to specific items

**abstinence**
avoidance

## SUPERSIZE USA

More and more children and teenagers are becoming obese. School cafeteria and vending machines are a logical place to begin changing students' eating habits. According to the Centers for Disease Control and Prevention, many schools are "making it happen" and have been successful in replacing soft drinks with water and juice, regular chips with low-fat or baked chips, candy with fruits, and fried foods with yogurt, thus giving students healthful choices. Students will soon consider healthful choices as the "norm" when those are all they see in the vending machines and the a la carte offerings. Couple these practices with concerns over keeping food safe and fresh, as well as offering allergy-free snack choices for students with peanut or other food intolerances. The role of the school nurse or dietitian is becoming more important and necessary.

(Source: Adapted from Food and Nutrition Service, http://apps.nccd.cdc.gov/MIH/MainPage.aspx. Retrieved May 4, 2006.)

## CONSIDERATIONS FOR THE HEALTH CARE PROFESSIONAL

Some clients will need simple instructions from the health care professional about avoiding microbial contamination of food supplies at home. Many, if not most, should be warned not to thaw food at room temperature. Others should be reminded that leftover foods should *not* be cooled at room temperature before being refrigerated.

Clients with food allergies will require careful training to avoid their specific allergens. They must be taught to read food labels carefully and to ask for the ingredients of foods in restaurants and at friends' homes. Role-playing is an effective way to help such clients.

## SUMMARY

Infection or poisoning traced to food is usually caused by human ignorance or carelessness. The serving of safe meals is essentially the responsibility of the cook. Food should not be prepared by anyone who has or carries a contagious disease. All fresh fruits and vegetables should be washed before being eaten. Meats, poultry, fish, eggs, and dairy products should be refrigerated. Pork should always be cooked to the well-done stage. Food should be covered to prevent contamination by dust, insects, or animals. Garbage should also be covered so that it does not attract insects. Hands that prepare foods should be clean and free of cuts or wounds. Kitchen equipment should be spotless. Finally, the food itself should be safe. People should avoid foods containing natural poisons.

Food allergies can cause many different and unpleasant symptoms. Elimination diets are used to determine their causes. Some of the most common food allergens have been found to be milk, chocolate, eggs, tomatoes, fish, citrus fruit, legumes, strawberries, and wheat.

## DISCUSSION TOPICS

1. Name four types of foodborne illness. If any class member has suffered from one, ask the person to describe the symptoms.
2. How does food become contaminated?
3. Why should foods be refrigerated?
4. What are allergies? What can cause them?
5. What are some common allergic reactions to food? How can they be avoided?
6. Do people inherit allergies? Explain.
7. Of what use is a food diary in relation to allergies? What are elimination diets, and when are they used?
8. What is the most difficult part of treating food allergies?
9. How can an allergic client be desensitized?
10. Is an elimination diet always nutritious? Explain.
11. Explain how eggs, wheat, or milk may be hidden in each of the following foods: mayonnaise, bread, rye crackers, potato salad, gravy, meatloaf, breaded veal cutlet, bologna, malted milk.

## SUGGESTED ACTIVITIES

1. Ask a doctor or registered nurse to explain skin tests to the class. Discuss these tests after the lecture.
2. Ask someone with food allergies to speak to the class. Follow this talk with questions from the audience.
3. Visit a restaurant kitchen. Look for practices that may lead to potential food poisoning. Note the practices and uses of equipment designed to prevent food poisoning.

# REVIEW

Access StudyWARE CD for more review activities

Multiple choice. Select the *letter* that precedes the best answer.

**1.** A microorganism is
a. a unit of measurement
b. sometimes pathogenic
c. a component of a microscope
d. an individual human cell

**2.** Salmonella bacteria are destroyed by heating foods to 140°F for a minimum of
a. 2 minutes
b. 10 minutes
c. 30 minutes
d. 2 hours

**3.** Someone who is capable of spreading an infectious organism but is not sick is called a
a. food handler
b. carrier
c. transport
d. fomite

**4.** When an organism is infectious, it is
a. disease-causing
b. prone to infections
c. not contagious
d. always fatal

**5.** Most cases of food poisoning in the United States are caused by
a. careless processing in commercial factories
b. lack of government inspection
c. careless handling of food in the kitchen
d. house pets

**6.** Food poisoning symptoms generally include
a. joint pain
b. constipation
c. abdominal upset and headache
d. swelling of the feet

**7.** Salmonella infections and staphylococcal poisoning are caused by
a. a virus
b. bacteria
c. protozoa
d. worms

**8.** The deadliest of the bacterial food poisonings is
a. staphylococcal poisoning
b. salmonellosis
c. botulism
d. perfringens poisoning

**9.** The disease caused by a parasite sometimes found in pork is
a. tularemia
b. dysentery
c. avitaminosis
d. trichinosis

**10.** The disease caused by a protozoan and characterized by severe diarrhea is
a. salmonellosis
b. botulism
c. dysentery
d. infectious hepatitis

**11.** Foods may be contaminated by
a. people
b. overcooking them
c. refrigeration
d. all of the above

**12.** The temperatures in the danger zone that encourage bacterial growth are from
a. 0 to 32°F
b. 32° to 60°F
c. 40° to 140°F
d. 125° to 212°F

**13.** Leftover foods should be
a. put in the refrigerator immediately after meals
b. cooled to room temperature before refrigerating
c. cooled in the refrigerator for at least an hour before freezing
d. stored unwrapped in the refrigerator

**14.** Frozen foods should be
a. thawed at room temperature
b. refrozen if not used immediately after thawing
c. thawed in the refrigerator
d. any of the above

**15.** An adverse physical reaction to a food is called a food
a. refusal
b. allergy
c. symptom
d. allergen

**16.** Substances that cause altered physical reactions are called
a. symptoms
b. allergies
c. allergens
d. abstinence

**17.** One of the typical symptoms of food allergies is
a. diabetes mellitus
b. colitis
c. hives
d. atherosclerosis

**18.** The simplest treatment for a food allergy is
a. a skin test
b. avoiding all fruit
c. elimination of the allergen
d. the use of penicillin

**19.** In cases of food allergy, an elimination diet may be prescribed to
a. desensitize the patient
b. avoid medication
c. avoid surgery
d. find the allergen

**20.** Some foods that frequently cause an allergic reaction are
a. milk, eggs, and wheat
b. lamb, rice, and sugar
c. canned pears and tapioca
d. rice and pears

# CASE IN POINT

StudyWARE

## MEHALIA: EATING UNSAFE FOOD

Mehalia, a 23-year-old Native American and successful businesswoman, was in a hurry. She was to be a bridesmaid in her friend Stacey's wedding in 2 days and could squeeze her final dress fitting in during her lunchtime. On racing to the designer's, Mehalia stopped for a quick bite at Harry's Food Stand. Mehalia ordered a hotdog, house salad with the creamy house dressing, and a diet cola. On her way to the designer, Mehalia ate her hotdog and decided to save her salad until she got back to work. After all, it would only be an hour before she would be back at her desk.

Two-and-a-half hours later, Mehalia returned to work. She ate her warm salad while she dove into her pile of work that she had to complete before leaving for the day. Leaving work at 6 p.m. was not a bad thing, Mehalia decided. The traffic was not as heavy then, and she was able to reach home in record time. When Mehalia reached home, she took her dog, Molly, for a walk. During this time Mehalia started to feel some stomach cramping and pain and knew she had better get home quickly. She made it home just in time; she started to vomit and had a horrible headache. She noticed a neck and chest rash.

### ASSESSMENT

1. What subjective complaints did Mehalia have?
2. What objective data can you gather from the case study?
3. What do you suspect is the problem?
4. Which food was most likely to have caused the problem?

### DIAGNOSIS

5. Mehalia's abdominal pain and diarrhea could have been caused by_____.

### PLAN/GOAL

6. What is the immediate goal for Mehalia?
7. What is the long-range goal?

### IMPLEMENTATION

8. What information does Mehalia need to tell her doctor when she calls for an appointment?
9. Is time a factor in Mehalia's symptoms?
10. What information could have helped Mehalia?
11. How could the information on the Department of Agriculture Web site, at www.usda.gov, have helped?

### EVALUATION/OUTCOME CRITERIA

12. When the intervention is complete, how will Mehalia know it has been effective?

### THINKING FURTHER

13. What teaching tips or fact sheets might help Mehalia better choose and handle her food in the future?

### RATE THIS PLATE

Mehalia had never been so sick! She decided that she didn't want that to happen again. Mehalia was invited to a graduation party where everyone brought a dish, and the food was served buffet style. Mehalia had known all the guests for years and knew what wonderful cooks everyone was. The buffet consisted of the following items. Make a plate for Mehalia telling why you chose what you did. Rate the plate.

**Ham, roast beef, turkey, and salami (meat tray over ice)**
**Cocktail rolls**
**Mayonnaise, mustard, pickles and olive tray**
**Meatballs kept warm in a crock pot**
**Potato salad**
**Green salad with dressing choices on the side**
**Macaroni salad**
**Warm nacho cheese dip with tortilla chips**
**Cheese ball with crackers**
**Previously baked crab dip**
**Gelatin fruit salad**
**Chocolate cake and ice cream**

StudyWARE

# CASE IN POINT

## MICHAEL: DISCOVERING A SHELLFISH ALLERGY

Michael is visiting his wife's family in Boston, Massachusetts. Michael and Robin had eloped and have been married for 1 year. He is not looking forward to the visit since this is the first time he will be meeting her parents. Robin and Michael's flight arrived at Logan Airport at 6 p.m. When Robin's parents picked Michael and Robin up, they suggested that they eat at their favorite restaurant, Anthony's Pier 4. Michael is from Iowa. He is a farm boy who loves his meat and potatoes. However, he is not shy about trying new foods. At Anthony's Pier 4, Michael tries lobster for the first time. It has a fresh sea taste that he loves. Michael also tried clams and oysters on the half shell. He was okay with the clams but did not like the appearance or taste of the oysters. After their meal, the family arrived home and spent some time getting to know one another. Michael and Robin were tired after their long flight from Los Angeles, so they turned in at 10 p.m. During the night Michael awoke with severe stomach pains, and he was dizzy and nauseated. He woke Robin up, and they decided to go to the local ER for help when Michael started to complain of difficulty breathing.

### ASSESSMENT

1. What complaints did Michael have during the night?
2. What objective data could be gathered by the ER nurse?
3. What would you expect to be the problem?
4. Which foods were most likely the cause of the problem?

### DIAGNOSIS

5. Michael's abdominal pain and nausea could have been caused by _____.
6. What information should be gathered during his initial assessment?

### PLAN/GOAL

7. What is the immediate goal for Michael?
8. What is the long-range goal?

### IMPLEMENTATION

9. In the ER what should Michael and Robin discuss with the physicians?
10. Does it appear that Michael may have a food allergy?
11. Is the doctor able to verify that this is an allergy?
12. What is the most likely recommendation for Michael?
13. What should Michael be cautioned about in the future about dining out?

### EVALUATION/OUTCOME CRITERIA

14. When the intervention is complete, how will Michael know it has been effective?

### THINKING FURTHER

15. What information could be obtained from the Food Allergy Network, www.foodallergynetwork.com?

### RATE THIS PLATE

Obviously, either Michael ate something that he was allergic to, or he contracted a foodborne illness. What should be eliminated from his plate? What would be a better choice? Rate the Plate with contamination in mind.

**Oysters on the half shell**
**Lobster**
**Clams**
**Baked potato with chive butter**
**Caesar salad, made at the table with raw egg, olive oil, red wine vinegar, and lemon juice**
**Roll and butter**
**Wine**
**Coffee with cream**




# DIET DURING PREGNANCY AND LACTATION

## KEY TERMS

StudyWARE

adolescent
amniotic fluid
anemia
eclamptic stage
fetal alcohol syndrome (FAS)
fetal malformations
fetus
gestational diabetes
hyperemesis gravidarum
lactation
lactation specialist
macrosomia
morning sickness
obstetricians
parenteral nutrition
pica
placenta
pregnancy-induced hypertension (PIH)
proteinuria
retardation
spontaneous abortion
trimester

## OBJECTIVES

After studying this chapter, you should be able to:

- Identify nutritional needs during pregnancy and lactation
- Describe nutritional needs of pregnant adolescents
- Modify the normal diet to meet the needs of pregnant and lactating women

Good nutrition during the 38 to 40 weeks of a normal pregnancy is essential for both mother and child. In addition to her normal nutritional requirements, the pregnant woman must provide nutrients and calories for the **fetus,** the **amniotic fluid,** the **placenta,** and the increased blood volume and breast, uterine, and fat tissue.

Studies have shown a relationship between the mother's diet and the health of the baby at birth. It is also thought that the woman who consumed a nutritious diet before pregnancy is more apt to bear a healthy infant than one who did not. Malnutrition of the mother is believed to cause

**fetus**
infant in utero

**amniotic fluid**
surrounds fetus in the uterus

**placenta**
organ in the uterus that links blood supplies of mother and infant

**retardation**
delayed in mental development

**trimester**
3-month period; commonly used to denote periods of pregnancy

**adolescent**
person between the ages of 13 and 20

### *In The Media*

Smoking while pregnant is very detrimental to the baby. Sudden infant death, low birth weight, premature births, cleft palate, and spontaneous abortions are known consequences of smoking while pregnant. Researchers have discovered that smoking also affects the thyroid hormone function in both mother and child. Thyroid hormones help maintain a pregnancy. However, there is hope. Quitting smoking will allow the thyroid hormones to return to normal.

(Source: Adapted from MSNBC News/Health, http://www.msnbc.msn.com/id/28644610. Retrieved January 2009.)

decreased growth and mental **retardation** in the fetus. Low-birth-weight infants (less than 5.5 pounds) have a higher mortality (death) rate than those of normal birth weight.

## WEIGHT GAIN DURING PREGNANCY

Weight gain during pregnancy is natural and necessary for the infant to develop normally and the mother to retain her health. In addition to the developing infant, the mother's uterus, breasts, placenta, blood volume, body fluids, and fat must all increase to accommodate the infant's needs (Table 11-1).

The average weight gain during pregnancy is 25 to 35 pounds. During the first **trimester** of pregnancy, there is an average weight gain of only 2 to 4 pounds. Most of the weight gain occurs during the second and third trimesters of pregnancy, when it averages about 1 pound a week. This is because there is a substantial increase in maternal tissue during the second trimester, and the fetus grows a great deal during the third trimester.

Weight gain varies, of course. A pregnant **adolescent** who is still growing should gain more weight than a mature woman of the same size. Underweight women should gain 28 to 40 pounds. Women of average weight should avoid excessive weight gain and try to stay within the 25- to 35-pound average gain. If the woman is pregnant with twins, then the recommended weight gain is

***Table 11-1*** ***Components of Weight Gain during Pregnancy, with Approximate Amounts of Gain***

| COMPONENT | AMOUNT OF GAIN |
|---|---|
| Fetus | 7.5 pounds |
| Placenta | 1 pound |
| Amniotic fluid | 2 pounds |
| Uterus | 2 pounds |
| Breasts | 1–3 pounds |
| Blood volume | 4 pounds |
| Maternal fat | 4+ pounds |

35 to 45 pounds. Overweight women can afford to gain less than the average woman, but not less than 15 pounds.

No one should lose weight during pregnancy, because it could cause nutrient deficiencies for both mother and infant. On average, a pregnant adult requires no additional calories during the first trimester of pregnancy and only an additional 300 calories a day during the second and third trimesters.

## NUTRITIONAL NEEDS DURING PREPREGNANCY

Ideally when couples decide to have a child, they should make an appointment with their physician to discuss any health concerns or needed changes to the woman's diet. At that time the physician needs to emphasize the importance of the woman taking a folic acid supplement at least 1 month prior to conception. During the 1990s, researchers established a correlation between taking folic acid before pregnancy and during the first trimester and having babies with brain and spinal cord defects. The results of this research led the U.S. government to require the addition of folic acid to grain products. The U.S. Public Health Service and the March of Dimes recommend that all women of childbearing age take a multivitamin or 400 μg of folic acid daily.

Lifestyle and habits also need to be taken into consideration before becoming pregnant. Certain medications, smoking, illegal drugs, and alcohol can all be detrimental to the embryo. Good nutrition is essential before becoming pregnant and during pregnancy.

### EXPLORING THE WEB

Visit the Web site of the American College of Obstetricians and Gynecologists at www.acog.org. Search the site for information regarding pregnancy and nutrition. What information can you find related to nutritional needs before, during, and after pregnancy? How does lactation affect caloric needs?

## NUTRITIONAL NEEDS DURING PREGNANCY

Some specific nutrient requirements are increased dramatically during pregnancy, as can be seen in Table 11-2. These figures are recommended for the general U.S. population; the physician may suggest alternative figures based on the client's nutritional status, age, and activities.

The protein requirement is increased by 20% for the pregnant woman over 25 and by 25% for the pregnant adolescent. Proteins are essential for tissue building, and protein-rich foods are excellent sources of many other essential nutrients, especially iron, copper, zinc, and the B vitamins.

**Table 11-2** *RDA, DRI, and AI Needed during Pregnancy and Lactation*

| | | | | FAT-SOLUBLE VITAMINS | | | WATER-SOLUBLE VITAMINS | | | |
|---|---|---|---|---|---|---|---|---|---|---|
| Age | Weight (kg) (lb) | Height (cm) (in) | Protein (gm/kg/day) | Vitamin A (μg RE) | Vitamin D (μg) | Vitamin E (mg α-TE) | Vitamin K (AI) | Vitamin C (mg) | Thiamine (mg) | Riboflavin (mg) |
| Pregnant | | | 1.1 | 750 | 5 | 15 | 75 | 80 | 1.4 | 1.4 |
| Lactating | | | 1.3 | 1,200 | 5 | 19 | 75 | 115 | 1.4 | 1.6 |

*(continued)*

**Table 11-2** *Continued*

| WATER-SOLUBLE VITAMINS | | | | MINERALS | | | | | | | |
|---|---|---|---|---|---|---|---|---|---|---|---|
| Niacin (mg) | Vitamin B6 | Folate (μg) | Vitamin $B_{12}$ (μg) | Calcium (mg AI) | Phosphorus (mg) | Magnesium (mg) | Fluoride (mg AI) | Iron (mg) | Zinc (mg) | Iodine (μg) | Selenium (μg) |
| 18 | 1.9 | 600 | 2.6 | 1,300 | 1,250 | 360 | 3 | 27 | 12 | 220 | 60 |
| 17 | 2.0 | 500 | 2.8 | 1,300 | 1,250 | 360 | 3 | 10 | 13 | 290 | 70 |

Reprinted with permission from *Dietary Reference Intakes: The Essential Guide to Nutrient Requirements* © 2006 by the National Academy of Sciences. Courtesy of the National Academies Press, Washington, DC.

Current research indicates there is no need for increased vitamin A during pregnancy. Excess vitamin A (more than 3,000 RE) has been known to cause birth defects such as hydrocephaly (enlargement of the fluid-filled spaces of the brain), microcephaly (small head), mental retardation, ear and eye abnormalities, cleft lip and palate, and heart defects. The required amount of vitamin D is 10 μg. The requirement for vitamin E is 15 mg α-TE. The amount of vitamin K required is given as AI of 75 to 90 μg depending upon age. See Chapter 7 for specifics about the need for fat-soluble vitamins.

The requirements for all the water-soluble vitamins are increased during pregnancy. Additional vitamin C is needed to develop collagen and to increase the absorption of iron. The B vitamins are needed in greater amounts because of their roles in metabolism and the development of red blood cells.

The requirements for the minerals calcium, iron, zinc, iodine, and selenium are all increased during pregnancy. Calcium is, of course, essential for the development of the infant's bones and teeth as well as for blood clotting and muscle action. If the mother is not consuming adequate calcium in her diet, the baby will get its calcium from her bones.

The need for iron increases because of the increased blood volume during pregnancy. In addition, the fetus increases its hemoglobin level to 20 to 22 grams per 100 ml of blood. This is nearly twice the normal human hemoglobin level of 13 to 14 mg per 100 ml of blood.

The infant's hemoglobin level is reduced to normal shortly after birth as the extra hemoglobin breaks down. The resulting iron is stored in the liver and is available when needed during the infant's first few months of life, when the diet is essentially breast milk or formula. Therefore, an iron supplement is commonly prescribed during pregnancy. However, if the pregnant woman's hemoglobin remains at an acceptable level without a supplement, the physician will not prescribe one.

## FULFILLMENT OF NUTRITIONAL NEEDS DURING PREGNANCY

To meet the nutritional requirements of pregnancy, the woman should base her diet on MyPyramid. Special care should be taken in the selection of food so that the necessary calories are provided by nutrient-dense foods.

**SUPERSIZE USA**

"What to eat today? It is so great to go to the drive-by window at the fast-food restaurant each morning and pick up a large (44-ounce) soda to start the day along with an egg on an English muffin. For lunch with coworkers, the meal consists of a soda along with a grilled chicken salad with ranch dressing and bread sticks (pregnant women have to watch what they eat so they don't gain too much weight). Afternoon break is the time for a quick soda and a snack—perhaps pretzels. Salmon, roasted vegetables, fruit salad, and a soda are for dinner." A picture-perfect day of eating, or is it? Is anything wrong with this food picture for a pregnant woman?

Yes. There are too many empty calories in all the soda—80 ounces of soda equals 1,000 calories. Breakfast should include fruit or juice. Other healthy items missing from this eating plan are milk and whole-grain foods such as 100% whole wheat bread. Finally, there are not enough servings of fruits and vegetables.

One of the best ways of providing these nutrients is by drinking additional milk each day or using appropriate substitutes. The extra milk will provide protein, calcium, phosphorus, thiamine, riboflavin, and niacin. If whole milk is used, it will also contribute saturated fat and cholesterol and provide 150 calories per 8 ounces of milk. Fat-free milk contributes no fat and provides 90 calories per 8-ounce serving and thus is the better choice.

To be sure that the vitamin requirements of pregnancy are met, **obstetricians,** nurse midwives, and physician's assistants (PAs) may prescribe a prenatal vitamin supplement in addition to an iron supplement. However, it is *not* advisable for the mother to take any unprescribed nutrient supplement, as an excess of vitamins or minerals can be toxic to mother and infant.

**obstetricians**
doctors who care for mothers during pregnancy and delivery

The unusual cravings for certain foods during pregnancy do no harm unless eating them interferes with the normal balanced diet or causes excessive weight gain.

# CONCERNS DURING PREGNANCY

## Nausea

Sometimes nausea (the feeling of a need to vomit) occurs during the first trimester of pregnancy. This type of nausea is commonly known as **morning sickness,** but it can occur at any time. It typically passes as the pregnancy proceeds to the second trimester. The following suggestions can help relieve morning sickness:

**morning sickness**
early morning nausea common to some pregnancies

- Eat dry crackers or dry toast before rising.
- Eat small, frequent meals.
- Avoid foods with offensive odors.
- Avoid liquids at mealtime.

**hyperemesis gravidarum**
nausea so severe as to be life-threatening

**parenteral nutrition**
nutrition provided via a vein

In rare cases, the nausea persists and becomes so severe that it is life-threatening. This condition is called **hyperemesis gravidarum.** The mother may be hospitalized and given **parenteral nutrition.** This means the patient is given nutrients via a vein. This is discussed more fully in Chapter 22. Such cases are difficult, and the patients need emotional support and optimism from those who care for them.

## Constipation

Constipation and hemorrhoids can be relieved by eating high-fiber foods, getting daily exercise, drinking at least 8 glasses of liquid each day, and responding immediately to the urge to defecate.

## Heartburn

Heartburn can result from relaxation of the cardiac sphincter and smooth muscles related to progesterone. Heartburn is a common complaint during pregnancy. As the fetus grows, it pushes on the mother's stomach, which may cause stomach acid to move into the lower esophagus and create a burning sensation there. Heartburn may be relieved by eating small, frequent meals; avoiding spicy or greasy foods; avoiding liquids with meals; waiting at least an hour after eating before lying down; and waiting at least 2 hours before exercising.

## Excessive Weight Gain

If weight gain becomes excessive, the pregnant woman should reevaluate her diet and eliminate foods (except for the extra pint of milk) that do not fit within MyPyramid. Examples include candy, cookies, rich desserts, chips, salad dressings (other than fat free), and sweetened beverages. In addition, she might drink fat-free milk, if not doing so, which would reduce her calories but not her intake of proteins, vitamins, and minerals. Except in cases in which the woman cannot tolerate lactose (the sugar in milk), it is not advisable to substitute calcium pills for milk because the substitution reduces the protein, vitamin, and mineral content of the diet.

A bowl of clean, crisp, raw vegetables such as broccoli or cauliflower tips, carrots, celery, cucumber, zucchini sticks, or radishes dipped in a fat-free salad dressing or salsa can provide interesting snacks that are nutritious, filling, satisfying, and low in calories. Fruits and custards made with fat-free milk make nutritious, satisfying desserts that are not high in calories. Broiling, baking, or boiling foods instead of frying can further reduce the caloric intake.

**pregnancy-induced hypertension (PIH)**
typically occurs during late pregnancy; characterized by high blood pressure, albumin in the urine, and edema

## Pregnancy-Induced Hypertension

**Pregnancy-induced hypertension (PIH)** was formerly called *toxemia* or *preeclampsia.* It is a condition that sometimes occurs during the third trimester. It is characterized by high blood pressure, the presence of albumin in

the urine **(proteinuria),** and edema. The edema causes a somewhat sudden increase in weight. If the condition persists and reaches the **eclamptic** (convulsive) **stage,** convulsions, coma, and death of mother and child may occur. The cause of this condition is not known, but it occurs more frequently in first-time pregnancies, in multifetal pregnancies, in those women with morbid obesity, and among pregnant women on inadequate diets, especially protein-deficient diets. Pregnant adolescents have a higher rate of PIH than do pregnant adults.

**proteinuria**
protein in the urine

**eclamptic stage**
convulsive stage of toxemia

## Pica

**Pica** is the craving for nonfood substances such as starch, clay (soil), or ice. The reasons people get such a craving are not clear. Although both men and women are affected, pica is most common among pregnant women. Some believe it relieves nausea. Others think the practice is based on cultural heritage. The consumption of soil should be highly discouraged. Soil contains bacteria that would contaminate both mother and fetus. Ingesting soil can lead to an intestinal blockage, and substances in the soil would bind with minerals, preventing absorption by the body and thus leading to nutrient deficiencies. If any of the nonfood substances replaces nutrient-rich foods in the diet, this will result in multiple nutrient deficiencies. Eating laundry starch, in addition to a regular diet, will add unneeded calories and carbohydrates.

**pica**
abnormal craving for nonfood substance

## Anemia

**Anemia** is a condition caused by an insufficiency of red blood cells, hemoglobin, or blood volume. The patient suffering from it does not receive sufficient oxygen from the blood and consequently feels weak and tired, has a poor appetite, and appears pale. *Iron deficiency* is its most common form. During pregnancy, the increased volume of blood creates the need for additional iron. When this need is not met by the diet or by the iron stores in the mother's body, iron deficiency anemia develops. This may be treated with a daily iron supplement.

*Folate deficiency* can result in a form of megaloblastic anemia that can occur during pregnancy. It is characterized by too few red blood cells and by large immature red blood cells. The body's requirement for folic acid increases dramatically when new red blood cells are being formed. Consequently, the obstetrician might prescribe a folate supplement of 400 to 600 μg a day during pregnancy.

**anemia**
condition caused by insufficient number of red blood cells, hemoglobin, or blood volume

## Alcohol, Caffeine, Drugs, and Tobacco

Alcohol consumption is associated with subnormal physical and mental development of the fetus. This is called **fetal alcohol syndrome (FAS).** Many infants with FAS are premature and have a low birth weight. Physical characteristics may include a small head, short eye slits that make eyes appear to be set far apart, a flat midface, and a thin upper lip. There is usually a growth deficiency

**fetal alcohol syndrome (FAS)**
subnormal physical and mental development caused by mother's excessive use of alcohol during pregnancy

(height, weight), placing the child in the lowest tenth of age norms. There is also evidence of central nervous system dysfunction, including hyperactivity, seizures, attention deficits, and microcephaly (small head) (Figure 11-1). Another condition caused by ingesting alcohol while pregnant is fetal alcohol effect (FAE). Children with FAE are born with less dramatic or no physical defects but with many of the behavioral and psychosocial problems associated with FAS. Those with FAE are not able to lead normal lives due to deficits in intelligence and behavioral and social abilities. When the mother drinks alcohol, it enters the fetal bloodstream in the same concentration as it does the mother's. Unfortunately, the fetus does not have the capacity to metabolize it as quickly as the mother, so it stays longer in the fetal blood than it does in the maternal blood. Abstinence is recommended.

Caffeine is known to cross the placenta, and it enters the fetal bloodstream. Birth defects in newborn rats whose mothers were fed very high doses of caffeine during pregnancy have been observed, but there are no data on humans showing that moderate amounts of caffeine are harmful. As a safety measure, however, it is suggested that pregnant women limit their caffeine intake to 2 cups of caffeine-containing beverages each day, or less than 300 mg/day.

**fetal malformations**
physical abnormalities of the fetus

**spontaneous abortion**
occurring naturally; miscarriage

Drugs vary in their effects, but self-prescribed drugs, including vitamins and mineral supplements and dangerous illegal drugs, can all damage the fetus. Drugs derived from vitamin A can cause **fetal malformations** and **spontaneous abortion.** Illegal drugs can cause the infant to be born addicted to whatever substance the mother used and, possibly, to be born with the

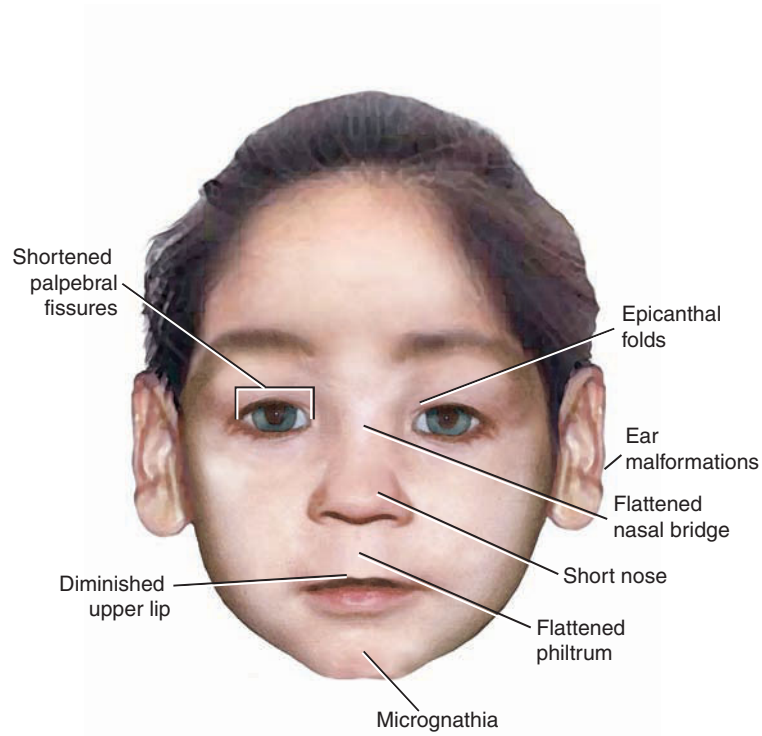


***Figure 11-1*** *Facial features in a child with fetal alcohol syndrome.*

human immunodeficiency virus (HIV). If a pregnant woman is known to be infected with HIV, her physician may prescribe AZT in an attempt to prevent the spread of the disease to the developing fetus.

Tobacco smoking by pregnant women has for some time been associated with babies of reduced birth weight. The more the mother smokes, the smaller her baby will be because smoking reduces the oxygen and nutrients carried by the blood. Other risks associated with smoking include SIDS (sudden infant death syndrome), fetal death, spontaneous abortion, and complications at birth. Smoking during pregnancy may also affect the intellectual and behavioral development of the baby as it grows up.

Because the substances discussed in this section may cause fetal problems, it is advisable that pregnant women avoid them.

## DIET FOR THE PREGNANT WOMAN WITH DIABETES

Diabetes mellitus is a group of diseases in which one cannot use or store glucose normally because of inadequate production or use of insulin. This impaired metabolism causes glucose to accumulate in the blood, where it causes numerous problems if not controlled. (See Chapter 17 for additional information on diabetes mellitus.)

Some women have diabetes when they become pregnant. Others may develop **gestational diabetes** during pregnancy. In most cases, this latter type disappears after the infant is born; however, there is a 40% increased risk of developing type 2 diabetes later in life. Either type increases the risks of physical or mental defects in the infant, stillbirth, and **macrosomia** (birth weight over 9 pounds) unless blood glucose levels are carefully monitored and maintained within normal limits.

**gestational diabetes**
diabetes occurring during pregnancy; usually disappears after delivery of the infant

**macrosomia**
birthweight over 9 pounds

Every pregnant woman should be tested for diabetes between 16 and 28 weeks of gestation. Those found to have the disease must learn to monitor their diets to maintain normal blood glucose levels and to avoid both hypoglycemia and hyperglycemia.

In general, the nutrient requirements of the pregnant woman with diabetes are the same as for the normal pregnant woman. The diet should be planned with a registered dietitian or a certified diabetes educator because it will depend on the type of insulin and the time and number of injections. Clients with gestational diabetes and diabetic clients who do not normally require insulin to control their diabetes may require insulin during pregnancy to control blood glucose levels. Oral hypoglycemic agents have also been approved for use during pregnancy. Between-meal feedings help maintain blood glucose at a steady level. Artificial sweeteners have been researched extensively and found to be safe for use during pregnancy.

## PREGNANCY DURING ADOLESCENCE

Teenage pregnancy is an increasing concern. The nutritional, physical, psychological, social, and economic demands on a pregnant adolescent are tremendous. With the birth of the infant, they increase. Young women who

are themselves still in need of nurturing and financial support are suddenly responsible for helpless newborns. If the mother does not have sufficient help, the total effect on her and the child can be devastating.

The young woman may need prenatal health care, infant care, and psychological, nutritional, and economic counseling, as well as help in locating appropriate housing. And at this time, the young woman's family may or may not be supportive.

At such a time, nutritional habits can seem to some as being of slight importance. They are, however, of primary importance. An adolescent's eating habits may not be adequate to fulfill the nutritional needs of her own growing body. When she adds the nutritional burden of a developing fetus, both are put at risk. Adolescents are particularly vulnerable to pregnancy-induced hypertension and premature delivery. PIH can cause cardiovascular and kidney problems later. Premature delivery is a leading cause of death among newborns. Inadequate nutrition of the mother is related to both mental and physical birth defects.

These young women will need to know their own nutritional needs and the additional nutritional requirements of pregnancy (see Table 11-2). The government-funded WIC (Women, Infants, and Children) program can help with prenatal care, nutrition education, and adequate food for the best outcome possible. Pregnant teenagers will need much counseling and emotional support from caring, experienced people before nutritional improvements can be suggested.

**EXPLORING THE WEB**

Search the Web for information on WIC programs. Become familiar with the services that are available to pregnant women. Research where women can receive these services in your area.

## LACTATION

**lactation**
the period during which the mother is nursing the baby

A woman needs to decide whether to breastfeed before her infant is born. Almost all women can breastfeed; breast size is no barrier. **Lactation,** the production and secretion of breast milk for the purpose of nourishing an infant, is facilitated by an interplay of various hormones after delivery of the infant. Oxytocin and prolactin instigate the lactation process. Prolactin is responsible for milk production, and oxytocin is involved in milk ejection from the breast. The infant's sucking initiates the release of oxytocin, which causes the ejection of milk into the infant's mouth. This is called the let-down reflex. It is a supply-and-demand mechanism. The more an infant nurses, the more milk the mother produces.

It will take 2 to 3 weeks to fully establish a feeding routine; therefore, it is recommended that no supplemental feedings be given during this time. Human milk is formulated to meet the nutrient needs of infants for the first 6 months of life. Iron content in breast milk is very low, but it is very well absorbed; therefore, no iron supplement is needed for breastfed babies.

### Lactation Specialist

**lactation specialist**
expert on breastfeeding

A **lactation specialist** is an expert on breastfeeding and helps new mothers who may be having problems such as the baby not latching on properly. This could cause the breast to become sore and could be discouraging to first-time

mothers. Since the best first food for babies is breast milk, a lactation specialist can teach the proper techniques for successful breastfeeding.

## Benefits of Breastfeeding

There are many positive reasons to breastfeed. The primary benefit of breast milk is nutritional. Breast milk contains just the right amount of lactose; water; essential fatty acids; and amino acids for brain development, growth, and digestion. No babies are allergic to their mother's milk, although they may have reactions to something their mother eats. Human milk contains at least 100 ingredients not found in formula.

Breastfed babies have a lower incidence of ear infections, diarrhea, allergies, and hospital admissions. Breastfed babies receive immunities from their mothers for the diseases that the mother has had or has been exposed to. When a baby becomes ill, the bacteria causing the illness is transmitted to the mother while the baby is breastfeeding; the mother's immune system will start making antibodies for the baby.

Sucking at the breast promotes good jaw development because it is harder work to get milk out of a breast than a bottle, and the exercise strengthens the jaws and encourages the growth of straight, healthy teeth. Breastfeeding facilitates bonding between mother and child. The skin-to-skin contact helps a baby feel safe, secure, and loved. Pediatricians encourage mothers of premature babies to hold their babies on their chests—skin to skin. This is called "kangaroo care," which has been shown to soothe and calm a baby and help maintain the baby's temperature. Fathers too can participate in kangaroo care by placing their infants against their bare chests.

Benefits for mother include help in losing the pounds gained during pregnancy and stimulating the uterus to contract to its original size. Resting is important for a new mother, and breastfeeding gives her that opportunity. Breastfeeding is economical, always the right temperature, and readily available—especially in the middle of the night.

There is no need to stop breastfeeding when returning to work; a breast pump can be used to express milk for feedings when the mother is not available. Breast milk will keep 8 to 10 hours at room temperature (66°–72°F), 8 days in the refrigerator, 3 to 4 months in the refrigerator freezer, and 12 months in a deep freezer. Previously frozen milk must be used within 24 hours after defrosting in the refrigerator. Breast milk should not be heated in the microwave or directly on the stove. Those methods of heating breast milk will kill its immune-enhancing ability.

## Calorie Requirements during Lactation

The mother's calorie requirement increases during lactation. The caloric requirement depends on the amount of milk produced. Approximately 85 calories are required to produce 100 ml (3⅓ ounces) of milk. During the first 6 months, average daily milk production is 750 ml (25 ounces), and for this the mother requires approximately an extra 640 calories a day. During the second 6 months, when the baby begins to eat food in addition to breast milk, average

### EXPLORING THE WEB

Visit the Web site for the International Lactation Consultant Association at www.ilca.org. What information can you find on nutritional needs during lactation? Do these needs differ for older women and adolescents? Explore the benefits of breastfeeding. What are some of the common concerns that women have when making the decision to breastfeed? How would you respond to these concerns?

### *SPOTLIGHT on Life Cycle*

Researchers at Cincinnati Children's Hospital Medical Center, in Cincinnati, Ohio, conducted a study to detect the presence of a protein in human milk that may explain the association between breastfeeding and reduced risk of obesity later in life. The protein is adiponectin, and it affects how the body processes sugar and lipids. This protein could have an influence over the metabolic "programming" of infants that could decrease the likelihood of obesity later in life.

(Source: **Adapted from The Medical News,** 2004.)

daily milk production slows to 600 ml (20 ounces), and the caloric requirement is reduced to approximately 510 extra calories a day.

The Food and Nutrition Board suggests an increase of 500 calories a day during lactation. This is less than the actual need because it is assumed that some fat has been stored during pregnancy and can be used for milk production. The precise number of calories the mother needs depends on the size of the infant and its appetite and on the size and activities of the mother. Each ounce of human milk contains 20 calories.

If the mother's diet contains insufficient calories the quantity of milk can be reduced, as seen in many third world countries. Thus, lactation is not a good time to go on a strict weight loss diet. There will be some natural weight loss caused by the burning of the stored fat for milk production.

## Nutrient Requirements during Lactation

In general, most nutrient requirements are increased during lactation. The amounts depend on the age of the mother (see Table 11-2). Protein is of particular importance because it is estimated that 10 grams of protein are secreted in the milk each day.

MyPyramid will be helpful in meal planning for the lactating mother. She should be sure to include sufficient fruits and vegetables, especially those rich in vitamin C. Extra fat-free milk will provide many of the additional nutrients and calories required during lactation. Chips, sodas, candies, and desserts provide little more than calories.

Vegetarians will need to be especially careful to be sure they have sufficient calories, iron, zinc, copper, protein, calcium, and vitamin D. A vitamin $B_{12}$ supplement can be prescribed for them.

It is important that the nursing mother have sufficient fluids to replace those lost in the infant's milk. Water and real fruit juice are the best choices.

The mother should be made aware that she must reduce her caloric intake at the end of the nursing period to avoid adding unwanted weight.

## Medicines, Caffeine, Alcohol, and Tobacco

Most chemicals enter the mother's milk, so it is essential that the mother check with her obstetrician before using any medicines or nutritional supplements. Caffeine can cause the infant to be irritable. Alcohol in excess, tobacco, and illegal drugs can be very harmful. Both illegal drugs, such as marijuana or heroin, and prescription medication, such as methadone and oxycodone, can cause the baby to be excessively drowsy and to feed poorly. Stimulant drugs can cause the baby to be irritable. The biggest concern is addiction of the mother and baby.

# CONSIDERATIONS FOR THE HEALTH CARE PROFESSIONAL

Good nutrition during pregnancy can make the difference between a healthy, productive life and one shattered by health and economic problems—for both mother and child.

Most pregnant women will want the best nutrition for themselves and their children. They also will be concerned about their weight during and after pregnancy. It is essential that they receive advice from a properly trained health care professional. Articles in newspapers and magazines or in pamphlets from health food stores may or may not be correct and should not be taken at face value unless approved by a professional in the dietetic field.

Nutrition is currently a popular topic, and people are inclined to believe what is printed. It can be difficult to persuade people that the information they read is incorrect. As always, the health care professional must use great patience in reeducating those clients who may require it.

The pregnant teenager can present the greatest challenge. Her needs are vast, but her experience, and thus her perspective, is limited. Teaching pregnant adolescents about good nutrition may be difficult but, if successful, can help not only that particular client but also her child and her friends.

## SUMMARY

A pregnant woman is most likely to remain healthy and bear a healthy infant if she follows a well-balanced diet. Research has shown that maternal nutrition can affect the subsequent mental and physical health of the child. Anemia and PIH are two conditions that can be caused by inadequate nutrition. Caloric and most nutrient requirements increase for pregnant women (especially adolescents) and women who are breastfeeding. The average weight gain during pregnancy is 25 to 35 pounds.

## DISCUSSION TOPICS

1. Discuss the statement "A pregnant woman must eat for two."
2. Why is it especially important for a pregnant woman to have a highly nutritious diet?
3. Discuss weight gain during pregnancy from the first month through the ninth. Why is an excessive weight gain during pregnancy undesirable? Is pregnancy a good time to reduce? Explain.
4. Of what value are protein-rich foods during pregnancy?
5. It is common for an iron supplement to be prescribed during pregnancy. Why? What may happen if the mother-to-be does not receive an adequate supply of iron? How might such a condition affect her baby? Discuss the advisability of the pregnant woman's taking a self-prescribed iron or vitamin supplement in addition to that prescribed by the obstetrician.
6. Discuss why the obstetrician regularly checks the pregnant woman's blood pressure, urine, and weight during pregnancy.
7. What is morning sickness, and how can it be helped? If any class member has been pregnant, ask her questions regarding morning sickness. Can this be a truly serious problem? Explain.
8. Why is it a good idea for a pregnant woman to include a citrus fruit or melon with every meal?
9. Why is the average weight gain 25 to 35 pounds during pregnancy when the infant weighs approximately 7½ pounds?

10. Describe pica. Why is it undesirable?
11. Discuss the dangers to the fetus if the mother uses drugs.
12. How can the mother's diabetes affect the fetus?

# SUGGESTED ACTIVITIES

1. Ask a dietitian to speak to the class on the importance of adequate nutrition before and during pregnancy. Ask the speaker questions regarding the effects of good and poor nutrition on the health of the mother, prenatal development, infant mortality, and the growth and development of the child. Ask the speaker's opinion regarding the use of alcohol, caffeine, and tobacco during pregnancy and during lactation.
2. Invite a nurse practitioner to speak to the class on the symptoms and dangers of PIH.
3. Invite a certified diabetes educator to speak to the class on the problems that can occur during the pregnancy of a diabetic mother.

# REVIEW

Access StudyWARE CD for more review activities

Multiple choice. Select the *letter* that precedes the best answer.

1. The infant developing in the mother's uterus is called the
   a. sperm
   b. fetus
   c. placenta
   d. ovary
2. A common form of anemia is caused by
   a. pica
   b. an excess of vitamin A
   c. a lack of iron
   d. improper cooking of meat
3. High blood pressure, edema, and albumin in the urine are symptoms of
   a. nausea
   b. anemia
   c. pica
   d. pregnancy-induced hypertension
4. A common name given nausea in early pregnancy is
   a. morning sickness
   b. pica
   c. pregnancy-induced hypertension
   d. mortality
5. Folate and vitamin $B_{12}$ requirements increase during pregnancy because of their roles in
   a. building strong bones and teeth
   b. fighting infections in the placenta
   c. building blood
   d. enzyme action
6. The average additional daily energy requirement for the pregnant woman during the last two trimesters is
   a. 100 calories
   b. 300 calories
   c. 500 calories
   d. 1,000 calories
7. The additional calories required during pregnancy can be met by
   a. eating steak each day
   b. drinking a malted milk each day
   c. using an additional pint of fat-free milk each day
   d. using an iron supplement
8. Craving nonfood substances during pregnancy is known as
   a. anemia
   b. megaloblastic anemia
   c. nausea
   d. pica
9. During pregnancy, the average weight gain is
   a. 15 to 24 pounds
   b. 25 to 35 pounds
   c. 11 to 24 kilograms
   d. 15 to 24 kilograms
10. The period during which a mother nurses her baby is known as
    a. pregnancy
    b. trimester
    c. lactation
    d. obstetrics
11. Some appropriate substitutes for milk include
    a. orange juice and tomato juice
    b. cheese and custard
    c. breads and cereals
    d. vegetables and fruit juices
12. The RDA/DRI for additional calories for a nursing mother is
    a. 100
    b. 300
    c. 500
    d. 1,000
13. The daily diet during pregnancy and lactation should
    a. be based on MyPyramid
    b. include at least 2 quarts of milk
    c. be limited to 1,900 calories
    d. all of the above

**14.** Appropriate snacks for pregnant and lactating women include
a. fruits and raw vegetables
b. potato chips and pretzels
c. sodas
d. hard candies

**15.** The duration of a normal pregnancy is
a. 34 to 36 weeks
b. 36 to 38 weeks
c. 38 to 40 weeks
d. 40 to 42 weeks

**16.** The fluid surrounding the fetus in the uterus is the
a. parenteral fluid
b. intracellular fluid
c. amniotic fluid
d. synovial fluid

**17.** During pregnancy, parenteral nutrition may be necessary for patients
a. with excessive weight gain
b. suffering from hyperemesis gravidarum
c. who cannot tolerate milk
d. who do not eat meat

**18.** Heartburn may be prevented by
a. eating small, frequent meals
b. lying down immediately after eating
c. taking an aspirin
d. increasing liquid at meals

**19.** Pregnancy-induced hypertension
a. is relieved with salty food
b. may occur when diets contain insufficient protein
c. tends to be a precursor of iron deficiency
d. causes megaloblastic anemia

**20.** Gestational diabetes
a. tends to cause low-birth-weight babies
b. always develops into type 1 insulin-dependent diabetes mellitus
c. usually disappears after the baby is born
d. presents no danger to mother or child

**21.** Maternal malnutrition
a. has little effect on the fetus
b. may cause an increase in the fetal hemoglobin level
c. often causes macrosomia
d. can lead to developmental or mental retardation

**22.** The need for iron increases during pregnancy because
a. it prevents maternal goiter
b. it is essential to bone development
c. it is necessary to fetal metabolism
d. of the increased blood volume

**23.** Nutrient-dense foods provide substantial amounts of
a. vitamins, minerals, and proteins
b. calories per gram of food
c. carbohydrates, fats, and water
d. sodium, chloride, and water

**24.** Excessive vitamin A should be avoided during pregnancy because it may
a. cause birth defects
b. cause gestational diabetes
c. contribute to gallstones in the fetus
d. reduce the mother's appetite

# CASE IN POINT

StudyWARE

## SHAGMET: MANAGING A PREGNANCY AT 6 MONTHS

Shagmet, a 30-year-old accountant whose family emigrated to the United States from Nepal when she was 4, has two young boys, ages 3 and 2. She went through both pregnancies without difficulty. As soon as she thought she was pregnant, she had made a doctor's appointment, started her prenatal vitamins, and watched her diet. Her doctor recommended that she gain no more than 25 pounds with each pregnancy.

Now, Shagmet's husband, Germain, has taken a new position in Montana. Shagmet and Germain know that the change in lifestyle will be a challenge but are eager to sample what the West has to offer, especially in Big Sky country.

After the move, Shagmet has been totally involved in setting up her new home and getting her life back to a somewhat normal routine. She has been so busy that she has lost track of time. Now, after 4 months, she realizes she could not remember her last period and suspects she is pregnant. Because she has not had the time to find a new physician, she keeps putting it off. Her closest neighbor had said that the only good doctor was a 40-minute drive from their home.

After 6 months, Shagmet starts to feel guilty about not having a prenatal check-up. She knows she needs to establish a doctor–patient relationship, but she is embarrassed because she is so far along. She feels as if her diet was inadequate to feed two people, and she has not taken any vitamin supplements. Shagmet has been under a lot of stress with the move across country and has not been eating as healthy as she would have if she had not made the move. Shagmet finally makes a doctor's appointment.

### ASSESSMENT

1. What objective information do you have about Shagmet?
2. What was the cause of Shagmet's situation?
3. What is the problem with the timing of the family move for Shagmet?

### DIAGNOSIS

4. Shagmet's lack of attention to _____ is related to _____ as shown by her choice to _____.

### PLAN/GOAL

5. What is your immediate goal for Shagmet?
6. What is your long-term goal for Shagmet?
7. What are your education goals for Shagmet?

### IMPLEMENTATION

8. What major topics need to be discussed with Shagmet regarding a healthy pregnancy?
9. What topics need to be taught in regard to her lack of nutritional supplements?

### EVALUATION/OUTCOME CRITERIA

10. At her next doctor's appointment, what will the doctor check to determine whether she has been compliant?

### THINKING FURTHER

11. What teaching goals should be put in place as Shagmet nears her delivery date?

### RATE THIS PLATE

Shagmet has been getting the family's home and lives organized since the move, and she has not been preparing meals as she normally would. This is what she has chosen to eat for a hurry-up breakfast. Rate the plate.

**4 oz orange juice**

**1 cinnamon roll**

**1 cup frosted flakes cereal**

**2 oz milk on cereal**

**2 cups coffee, black**

What would you change, if anything, and why?

StudyWARE

# CASE IN POINT

## MONICA: TEENAGE PREGNANCY

Monica was a blonde, blue-eyed 17-year-old high school junior. She was smart, had an A average, and had career ambitions after her graduation. Monica was liked by all her classmates and was active in sports and extracurricular activities. She even volunteered for the local Boys and Girls Club in her city. Monica attended the junior prom with Eric. He was the captain of the football team and very handsome. After the prom, Monica and Eric attended the after-prom parties at the local hotel. They swam in the Olympic-size pool, partied, and stayed overnight.

During summer vacation Monica worked at McDonald's. She had the 6 a.m. shift. Monica seldom ate breakfast, and the smell of the frying food at McDonald's made her sick to her stomach. She was exhausted by the time her shift ended and went home and slept. Monica missed her June and July periods. The over-the-counter pregnancy test she purchased declared that she was pregnant. Monica confided in her mother, and they made an appointment for her first prenatal visit. During the visit she was asked about her smoking and alcohol consumption and her eating habits. She was instructed to stop smoking. She was given prenatal vitamins and was told to increase her calories and iron intake. Monica made and kept her follow-up visits. She wanted to have a healthy baby, but she did not want to be fat. She gained 15 pounds during her pregnancy and smoked when the stress level got too much for her.

Monica's baby was born at 37 weeks gestation. He was 5 pounds 3 ounces and 18 inches long. He had periods of apnea in which he temporarily stopped breathing, so he had to wear an apnea monitor when he went home. Monica and her mother were instructed in infant CPR and were taught how to treat apnea at home.

### ASSESSMENT

1. What objective data do you have about Monica?
2. What caused Monica to eat the way she did?
3. Which prenatal behaviors of Monica were helpful? Which were not?

### DIAGNOSIS

4. Complete the following diagnosis statement: Monica's baby's risk for disproportionate growth was related to _____ .
5. Complete the following statement: Monica was at high risk for _____ secondary to _____ .
6. Complete the following diagnosis statement: Monica's deficient knowledge about a healthy pregnancy and infant health is demonstrated by her lack of compliance with _____ .

### PLAN/GOAL

7. What is your plan for Monica's health after the birth?
8. What is your goal for the baby's health related to reducing the risk of SIDS and delayed development?

### IMPLEMENTATION

9. What topics does Monica need to be taught about her baby's health and development? What does she need to know about apnea and SIDS? What does she need to learn about normal infant growth and development?
10. Who else needs to be present for the teaching?
11. As a teenage mother with a low-birth-weight baby, Monica needs what type of medical and nursing follow-up? Would home health care nursing visits help?
12. What is your primary concern for the baby?

### EVALUATION/OUTCOME CRITERIA

13. At the next visit, what criteria will the nurse practitioner be using to see if Monica and her baby are healthy?

## THINKING FURTHER

**14.** What other problems are likely for Monica's baby because he was a low-birth-weight baby?

**15.** What other issues make this situation more difficult for a teen mother to be successful?

**16.** What other types of support may be helpful to a teenage mother?

## RATE THIS PLATE

Monica continued to work at McDonald's through her pregnancy. She continued her habit of not eating breakfast, but for lunch she had the following. Rate this plate.

**Caesar salad without chicken and balsamic vinaigrette**

**Small order of French fries**

**32-oz diet soda**

How many calories and how much protein and iron does this plate contain? Is that enough for a pregnant teen? Why or why not?




# DIET DURING INFANCY

## KEY TERMS

StudyWARE

amniocentesis
bonding
galactosemia
galactosuria
immunity
inborn errors of metabolism
isoleucine
leucine
Lofenalac
maple syrup urine disease (MSUD)
mutations
on demand
phenylalanine
phenylalanine hydroxylase
phenylketonuria (PKU)
psychosocial development
regurgitation
sterile
transferase
valine
weaning

## OBJECTIVES

After studying this chapter, you should be able to:

- State the effect inadequate nutrition has on an infant
- Discuss positive aspects of breastfeeding and bottle feeding
- Describe when and how foods are introduced into the baby's diet
- Describe inborn errors of metabolism and their dietary treatment

Food and its presentation are extremely important during the baby's first year. Physical and mental development are dependent on the food itself, and **psychosocial development** is affected by the time and manner in which the food is offered.

Infants react to their parents' emotions. If food is forced on a child or withheld until the child is uncomfortable or if the food is presented in a tense manner, the child reacts with tension and unhappiness. If the parent is relaxed, an infant's mealtime can be a pleasure for both parent and child (Figure 12-1).

Although babies have been fed according to prescribed time schedules in the past, it is preferable to feed infants **on demand.** Feeding on demand prevents the frustrations that hunger can bring and helps the child develop trust in people. The newborn may require more frequent feedings, but normally the demand schedule averages approximately every 4 hours by the time the baby is 2 or 3 months old.

***Figure 12-1*** *Food is better accepted and digested in a happy and relaxed atmosphere.*

## NUTRITIONAL REQUIREMENTS

**psychosocial development**
relating to both psychological and social development

**on demand**
feeding infants as they desire

The first year of life is a period of the most rapid growth in one's life. A baby doubles its birth weight by 6 months of age and triples it within the first year. This explains why the infant's energy, vitamin, mineral, and protein requirements are higher per unit of body weight than those of older children or adults. It is important to remember, however, that growth rates vary from child to child. Nutritional needs will depend largely on a child's growth rate.

During the first year, the normal child needs 98 to 108 calories per kilogram of body weight each day. This is approximately two to three times the adult requirement. Low-birth-weight infants and infants who have suffered from malnutrition or illness require more than the normal number of calories per kilogram of body weight. The nutritional status of infants is reflected by many of the same characteristics as those of adults (see Table 1-2).

The basis of the infant's diet is breast milk or formula. Either one is a highly nutritious, digestible food containing proteins, fats, carbohydrates, vitamins, minerals, and water.

It is recommended that infants up to 6 months of age have 2.2 grams of protein per kilogram of weight each day, and from 6 to 12 months, 1.56 grams of protein per kilogram of weight each day. This is satisfactorily supplied by human milk or by infant formulas (Figure 12-2).

Infants have more water per pound of body weight than do adults. Thus, they usually need 1.5 ml of water per calorie. This is the same ratio of water to calories as is found in human milk and in most infant formulas. Essential vitamins and minerals can be supplied in breast milk, formula, and food. Except

***Figure 12-2*** *A happy, healthy, well-fed infant.*

for vitamin D, breast milk provides all the nutrients an infant needs for the first 4 to 6 months of life. An infant is born with a 3- to 6-month supply of iron. When the infant reaches 6 months of age, the pediatrician usually starts the infant on iron-fortified cereal.

Human milk usually supplies the infant with sufficient vitamin C. Iron-fortified formula is available, and its use is recommended by the American Academy of Pediatricians if the baby is not being breastfed. The pediatrician can prescribe a vitamin D supplement for infants who are nursed and who are not exposed to sunlight on a regular basis. Newborns lack intestinal bacteria to synthesize vitamin K, so they are routinely given a vitamin K supplement shortly after birth. In addition, some pediatricians prescribe fluoride for breastfed babies or for formula-fed babies living in areas where the water, such as well water, contains little fluoride.

Care must be taken that infants do not receive excessive amounts of either vitamins A or D because both can be toxic in excessive amounts. Vitamin A can damage the liver and cause bone abnormalities, and vitamin D can damage the cardiovascular system and kidneys.

## BREASTFEEDING

Although babies will thrive whether nursed or formula-fed, breastfeeding provides advantages that formulas cannot match. Breastfeeding is nature's way of providing a good diet for the baby. It is, in fact, used as the guide by which nutritional requirements of infants are measured (Figure 12-3).

**immunity**
ability to resist certain diseases

**sterile**
free of infectious organisms

Mother's milk provides the infant with temporary **immunity** to many infectious diseases. It is economical, nutritionally perfect, and sanitary, and it saves time otherwise spent in shopping for or preparing formula. It is **sterile,** is easy to digest, and usually does not cause gastrointestinal disturbances or allergic reactions. Breastfed infants have fewer infections (especially ear infections) during the first few months of life than formula-fed babies. And because breast milk contains less protein and minerals than infant formula, it reduces the load on the infant's kidneys. Breastfeeding also promotes oral motor development in infants and decreases the infant's risk of obesity and diabetes.

Within the first several weeks of life the infant will nurse approximately every 2–4 hours. As the infant grows and develops, a stronger sucking ability will allow more milk to be extracted at each feeding, and the frequency of nursing sessions will decrease. It is recommended that an infant nurse at each breast for approximately 10 to 15 minutes each session. Growth spurts occur at about 10 days, 2 weeks, 6 weeks, and 3 months. During this time, the infant will nurse more frequently to increase the supply of nutrients needed to support growth.

One can be quite confident the infant is getting sufficient nutrients and calories from breastfeeding if (1) there are six or more wet diapers a day, (2) there is normal growth, (3) there are one or two mustard-colored bowel movements a day, and (4) the breast becomes less full during nursing.

**bonding**
emotional attachment

From the mother's perspective at least, the **bonding** that occurs during breastfeeding is unmatched. In addition, breastfeeding helps the mother's uterus return to normal size after delivery, controls postpartum bleeding, and also helps the mother more quickly return to her prepregnancy weight.

***Figure 12-3*** *Breastfeeding offers many nutritional benefits to the newborn.*

Research has shown a correlation between breastfeeding and a decreased risk of breast cancer and osteoporosis in premenopausal women.

Breastfeeding had been on the decline for many years, but a growing number of mothers are now nursing their babies. If the mother works and cannot be available for every feeding, breast milk can be expressed earlier, refrigerated or frozen, and used at the appropriate time, or a bottle of formula can be substituted. Never warm the breast milk in a microwave because the antibodies will be destroyed.

## BOTTLE FEEDING

Many parents will choose to bottle-feed their babies. Some women fear they will be unable to produce enough breast milk. Some lack emotional support from their families, and some simply find breastfeeding foreign to their culture. Others who are employed or involved in many activities outside the home find bottle feeding more convenient. Either way of feeding is acceptable provided the infant is given love and attention during the feeding.

The infant should be cuddled and held in a semi-upright position during the feeding (Figure 12-4). It appears that babies fed this way are less inclined

***Figure 12-4*** *Feeding is a good time to provide the infant with love and attention.*

***Figure 12-5*** *To burp a baby, hold him or her in one of the two positions shown and gently stroke his or her back.*

to develop middle ear infections than those fed lying down. It is believed that the upright position prevents fluid from pooling at the back of the throat and entering tubes from the middle ear. During and after the feeding, the infant should be burped to release gas in the stomach, just as the breast-fed infant should be burped (Figure 12-5). Burping helps prevent **regurgitation.**

**regurgitation**
vomiting

If the baby is to be bottle-fed, the pediatrician will provide information on commercial formulas and feeding instructions. Formulas are usually based on cow's milk because it is abundant and easily modified to resemble human milk. It must be modified because it has more protein and mineral salts and less milk sugar (lactose) than human milk. Formulas, such as soy formula, are developed so that they are similar to human milk in nutrient and caloric values.

When an infant is extremely sensitive or allergic to infant formulas, a synthetic formula may be given. Synthetic milk is commonly made from soybeans. Formulas with predigested proteins are used for infants unable to tolerate all other types of formulas.

Formulas can be purchased in ready-to-feed, concentrated, or powdered forms. Sterile or boiled tap water must be mixed with the concentrated and powdered forms. The most convenient type is also the most expensive.

If the type purchased requires the addition of water, it is essential that the amount of water added be correctly measured. Too little water will create too heavy a protein and mineral load for the infant's kidneys. Too much water will dilute the nutrient and calorie value so that the infant will not thrive, and also it could lead to brain edema or seizures.

Infants under the age of 1 year should not be given regular cow's milk. Because its protein is more difficult and slower to digest than that of human milk, it can cause gastrointestinal blood loss. The kidneys are challenged by its high protein and mineral content, and dehydration and even damage to

the central nervous system can result. In addition, the fat is less bioavailable, meaning it is not absorbed as efficiently as that in human milk.

Formula may be given cold, at room temperature, or warmed, but it should be given at the same temperature consistently. To warm the formula for feeding, place the bottle in a saucepan of warm water or a bottle warmer. The bottles should be shaken occasionally to warm the contents evenly. Warming the bottle in the microwave is not advisable because milk can heat unevenly and burn the infant's mouth. The temperature of the milk can be tested by shaking a few drops on one's wrist. The milk should feel lukewarm.

Infants should not be put to bed with a bottle. Saliva, which normally cleanses the teeth, diminishes as the infant falls asleep. The milk then bathes the upper front teeth, causing tooth decay. Also, the bottle can cause the upper jaw to protrude and the lower to recede. The result is known as the baby bottle mouth or nursing bottle syndrome. It is preferable to feed the infant the bedtime bottle, cleanse the teeth and gums with some water from another bottle or cup, and then put the infant to bed.

## SUPPLEMENTARY FOODS

The age at which infants are introduced to solid and semi-solid food has varied considerably over the years. At the beginning of the last century, doctors advocated that children be fed only breast milk during their first 12 months. By the 1950s, in response to parental demand, some pediatricians advised the introduction of solid food before the age of 1 month. Now, the general recommendation is that the infant's diet be limited to breast milk or formula until the age of 4 to 6 months and that breast milk or formula remain the major food source until the child is 1 year old. With the appropriate supplements of iron and vitamin D and possibly vitamin C and fluoride, breast milk or formula

### SUPERSIZE USA

We the USA have already supersized our population. One in three children are now considered overweight or obese. Educating parents about "what is the normal size portion for their child" will be the first step in the fight against obesity. Overweight and obese parents may struggle with portion control when everything seems to have been supersized—plates, serving bowls, silverware, and glasses. Food comes in large packages, and chicken really is a *big* bird before processing. This big bird will yield boneless chicken breasts that will weigh 9 to 12 ounces raw—and this is called a single serving—that is, by those that are overeating and are no longer able to discern a normal 3- to 4-ounce serving. The easiest way to master portion sizes is by buying meat already prepared in portion sizes or by asking the butcher to cut exactly what you need. Be sure and allow 1 ounce for shrinkage from cooking. Also, get out the measuring cups and spoons—keeping a set clean at all times just for measuring.

Here are some steps to preventing *supersizing children:*

- Breastfeed babies. Breastfeeding is the first step to preventing an overweight child.
- Select the right foods, and take the time to eat them. Kids fail to eat enough meats, fruits, and vegetables. Kids should have at least 15 to 20 minutes to eat.
- Set goals for activity—not only for kids, but for parents as well. Limit time for television, video games, and computers. The recommendation for exercise is 60 minutes per day.
- Work with other parents to remove junk food and soda from school vending machines.
- Do not reward children with food.

***Figure 12-6*** *Infants sometimes find more pleasure in touching their food while tasting it.*

fulfills the nutritional requirements of most children until they reach the age of 6 months.

The introduction of solid foods before the age of 4 to 6 months is not recommended. The child's gastrointestinal tract and kidneys are not sufficiently developed to handle solid food before that age. Further, it is thought that the early introduction of solid foods may increase the likelihood of overfeeding and the possibility of the development of food allergies, particularly in children whose parents suffer from allergies.

An infant's readiness for solid foods will be demonstrated by (1) the physical ability to pull food into the mouth rather than always pushing the tongue and food out of the mouth (extrusion reflex disappears by 4–6 months), (2) a willingness to participate in the process (Figure 12-6), (3) the ability to sit up with support, (4) having head and neck control, and (5) the need for additional nutrients. If the infant is drinking more than 32 ounces of formula or nursing 8 to 10 times in 24 hours and is at least 4 months old, then solid food should be started.

Solid foods must be introduced gradually and individually. One food is introduced and then no other new food for 4 or 5 days. If there is no allergic reaction, another food can be introduced, a waiting period allowed, then another, and so on. The typical order of introduction begins with cereal, usually iron-fortified rice, then oat, wheat, and mixed cereals. Cooked and pureed vegetables follow, then cooked and pureed fruits, egg yolk, and, finally, finely ground meats. Between 6 and 12 months, toast, zwieback, teething biscuits, and Cheerios can be added in small amounts. Honey should never be given to an infant because it could be contaminated with *Clostridium botulinum* bacteria. When the infant learns to drink from a cup, juice can be introduced (Figure 12-7). Juice should never be given from a bottle because babies will fill up on it and not get enough calories from other sources. Pasteurized apple juice is usually given first. It is recommended that only 4 ounces per day of 100% juice products be given because they are nutrient-dense.

***Figure 12-7*** *Juice should be served in a cup, not a bottle.*

Babies differ in the amount of food they eat from day to day. An infant will let you know when he or she is full by the following:

- Playing with the nipple on a bottle or a breast
- Looking around and no longer opening his or her mouth to solid food
- Falling asleep while eating
- Playing with food and not eating

Adults may try to overfeed infants when solid food is introduced. The guidelines in Table 12-1 may be helpful.

By the age of 1 year, most babies are eating foods from all of the MyPyramid groups and may have most any food that is easily chewed and digested. However, precautions must be taken to avoid offering foods on which the child can choke. Examples include hotdogs, nuts, whole peas, grapes, popcorn, small candies, and small pieces of tough meat or raw vegetables. Foods should be selected according to the advice of the health care provider or pediatrician. It is not necessary to use the commercially prepared "third" foods. Table foods generally can be used, though they may need to first be mashed or run through a blender.

MyPyramid provides excellent help in determining the baby's menu. Its use will help supply the appropriate nutrients and develop good eating habits.

**Table 12-1 *Guidelines to Prevent Overfeeding of Infants***

| FEEDING | 4–5 MONTHS | 5–7 MONTHS |
|---|---|---|
| **Early morning** | Breast milk or 5–6 oz formula* | Breast milk or 5–6 oz formula* |
| **Breakfast** | Breast milk or 5–6 oz formula*<br>1–2 Tbsp infant cereal† (optional) | Breast milk or 5–6 oz formula*<br>3–4 Tbsp infant cereal† |
| **Lunch** | Breast milk or 5–6 oz formula* | Breast milk or 5–6 oz formula*<br>1–2 Tbsp vegetables |
| **Late afternoon** | Breast milk or 5–6 oz formula* | Breast milk or 5–6 oz formula* |
| **Supper** | Breast milk or 5–6 oz formula* | Breast milk or 5–6 oz formula*<br>3–4 Tbsp infant cereal†<br>1–2 Tbsp vegetables |
| **Evening** | Breast milk or 5–6 oz formula* | Breast milk or 5–6 oz formula* (optional) |

Babies differ in the amounts of food they eat. Expect your baby's appetite to vary from day to day.

| FEEDING | 7–9 MONTHS | 9–12 MONTHS |
|---|---|---|
| **Breakfast** | Breast milk or 6–8 oz formula*<br>4 Tbsp infant cereal†<br>2–3 Tbsp fruit | Breast milk or 6–8 oz formula*<br>4–6 Tbsp infant cereal†<br>2–3 Tbsp fruit |
| **Lunch** | Breast milk or 6–8 oz formula*<br>1–3 Tbsp meat or meat alternative<br>2–3 Tbsp vegetables<br>2–3 Tbsp fruit | Breast milk or 6–8 oz formula*<br>2–4 Tbsp infant cereal†<br>1–2 Tbsp meat or meat alternative<br>3–5 Tbsp vegetables<br>3–4 Tbsp fruit |
| **Late afternoon** | Breast milk or 6–8 oz formula* | Breast milk or 6–8 oz formula* |
| **Supper** | Breast milk or 6–8 oz formula*<br>4 Tbsp infant cereal†<br>2–3 Tbsp vegetables<br>2–3 Tbsp fruit | Breast milk or 6–8 oz formula*<br>2–3 Tbsp meat or meat alternative<br>3–5 Tbsp vegetables<br>2–3 Tbsp fruit |
| **Evening** | Breast milk or 6–8 oz formula* (optional) | Breast milk or 6–8 oz formula* (optional) |

*If baby is not breastfed, iron-fortified, commercial infant formula is recommended for the first 9 to 12 months.
†Iron-fortified infant cereal is recommended for babies during the first 2 years.

It is particularly important at this time to avoid excess sugar and salt in the infant's diet so that the child does not develop a taste for them and, consequently, overuse them throughout life.

**weaning**
training an infant to drink from the cup instead of the nipple

**Weaning** actually begins when the infant is first given food from a spoon (Figure 12-8). It progresses as the child shows an interest in and an ability to drink from a cup. The child will ultimately discard the bottle or refuse

***Figure 12-8*** *Solid foods are introduced at 4 to 6 months. Breast milk or formula continues to be the main source of calories at this age.*

### *In The Media*

**INFANT WEIGHT GAIN MAY PREDICT OBESITY**

There are conflicting studies about overfeeding infants and later obesity. One study indicated that there were two critical periods: the first few months of life and after the age of 2. Another study concluded that after the age of 2, weight gain becomes a risk factor for obesity in adulthood. The researchers also concluded that before the age of 2, any weight gain was associated with an increase of muscle mass; weight gain in later childhood was a predictor of body fat as an adult.

(Source: Adapted from CBS News/Health, 2008.)

the breast. If the child shows great reluctance to discard the bottle or still seeks the breast, the parents should be patient and discuss this with their health care provider.

## SPECIAL CONSIDERATIONS FOR INFANTS WITH ALTERED NUTRITIONAL NEEDS

### Premature Infants

An infant born before 37 weeks gestation is considered to be premature. These babies have special needs. The sucking reflex is not developed until 34 weeks gestation, and infants born earlier must be fed by total parenteral nutrition, tube feedings, or bolus feedings (Figure 12-9). The best food for a

***Figure 12-9*** *This premature infant receives a specially designed formula to meet his nutritional needs; note placement of nasogastric tube.*

premature infant is its mother's breast milk, which contains more protein, sodium, immunologic properties, and some other minerals than does the milk produced by mothers of full-term infants. Other concerns in preterm infants are low birth weight, underdeveloped lungs, immature GI tract, inadequate bone mineralization, and lack of fat reserves. Many specialized formulas are available for premature infants, but breast milk is best because its composition is made just for the baby, and it changes according to the baby's needs. Mothers of premature babies should be encouraged to pump their milk until the infant is able to nurse.

## Cystic Fibrosis

Cystic fibrosis (CF) is an inherited disease. CF causes the body to produce abnormally thick, sticky secretions (mucus) within cells lining organs such as the lungs and pancreas. The thick mucus also obstructs the pancreas, preventing enzymes from reaching the intestines to help break down and digest food. Eighty-five percent of CF children have exocrine pancreatic insufficiency (PI)

and are at nutritional risk due to decreased production of digestive enzymes. Malabsorption of fat is also associated with CF; therefore, the recommendation is 35% to 40% of total calorie intake to be fat. Digestive enzymes are taken in capsule form when food is eaten, and supplementation of fat-soluble vitamins should also be done at mealtime. There is also a water-miscible form of fat-soluble vitamins that can be administered if normal levels cannot be maintained with the use of only fat-soluble vitamins. It is not unusual for those having CF to be malnourished, even with supplementation, due to malabsorption of nutrients and increased needs. One possible solution would be nighttime tube feedings to supplement oral intake if adequate nutrition and weight cannot be maintained.

**EXPLORING THE WEB**

Visit the cystic fibrosis Web site, www.cff.org. Search for information related to nutrition and the care of infants with cystic fibrosis. Are there any new therapies or research on the needs in this area? What should you tell new parents whose child is about to undergo newborn screening for cystic fibrosis?

## Failure to Thrive

Failure to thrive (FTT) can be determined by plotting the infant's growth on standardized growth charts (Figure 12-10); consideration must be made for genetic and ethnic variations. Weight for height is the first parameter affected when determining FTT. Later, height and head circumference are affected. Other signs might be slow development or lack of physical skills such as rolling over, sitting, standing, and walking. Mental and social skills will also be delayed. Babies grow the most in the first 6 months of life, and this is when their brain undergoes crucial development, which can affect the rest of their lives. Failure to thrive can have many causes, such as watered-down formula, congenital abnormalities, AIDS, lack of bonding, child abuse, or neglect.

# SPECIAL CONSIDERATIONS FOR INFANTS WITH METABOLIC DISORDERS

Some infants are born with the inability to metabolize specific nutrients. These congenital disabilities are called **inborn errors of metabolism.** They are caused by **mutations** in the genes. There is great variation in the seriousness of the conditions caused by these defects. Some cause death at an early age, and some can be minimized so that life can be supported by adjustments in the normal diet. Among children born with these defects, there is, however, the common danger of damage to the central nervous system because of their abnormal body chemistry. This results in mental retardation and sometimes retarded growth. Early diagnosis of these inborn errors, combined with diet therapy, increases the chances of preventing retardation. Hospitals test newborns for some of these disorders as a matter of course. If there is a family history of a certain genetic disorder, genetic screening can be done. In addition, some of these abnormalities can be discovered by **amniocentesis.**

**inborn errors of metabolism**
congenital disabilities preventing normal metabolism

**mutations**
changes in the genes

**amniocentesis**
a test to determine the status of the fetus in utero

## Galactosemia

**Galactosemia** is a condition, affecting 1 in 30,000 live births, in which there is a lack of the liver enzyme **transferase.** Transferase normally converts galactose to glucose. Galactose is the simple sugar resulting from the digestion of lactose, the sugar found in milk (see Chapter 4). When transferase is missing

**galactosemia**
inherited error in metabolism that prevents normal metabolism of galactose

**transferase**
liver enzyme that converts galactose to glucose

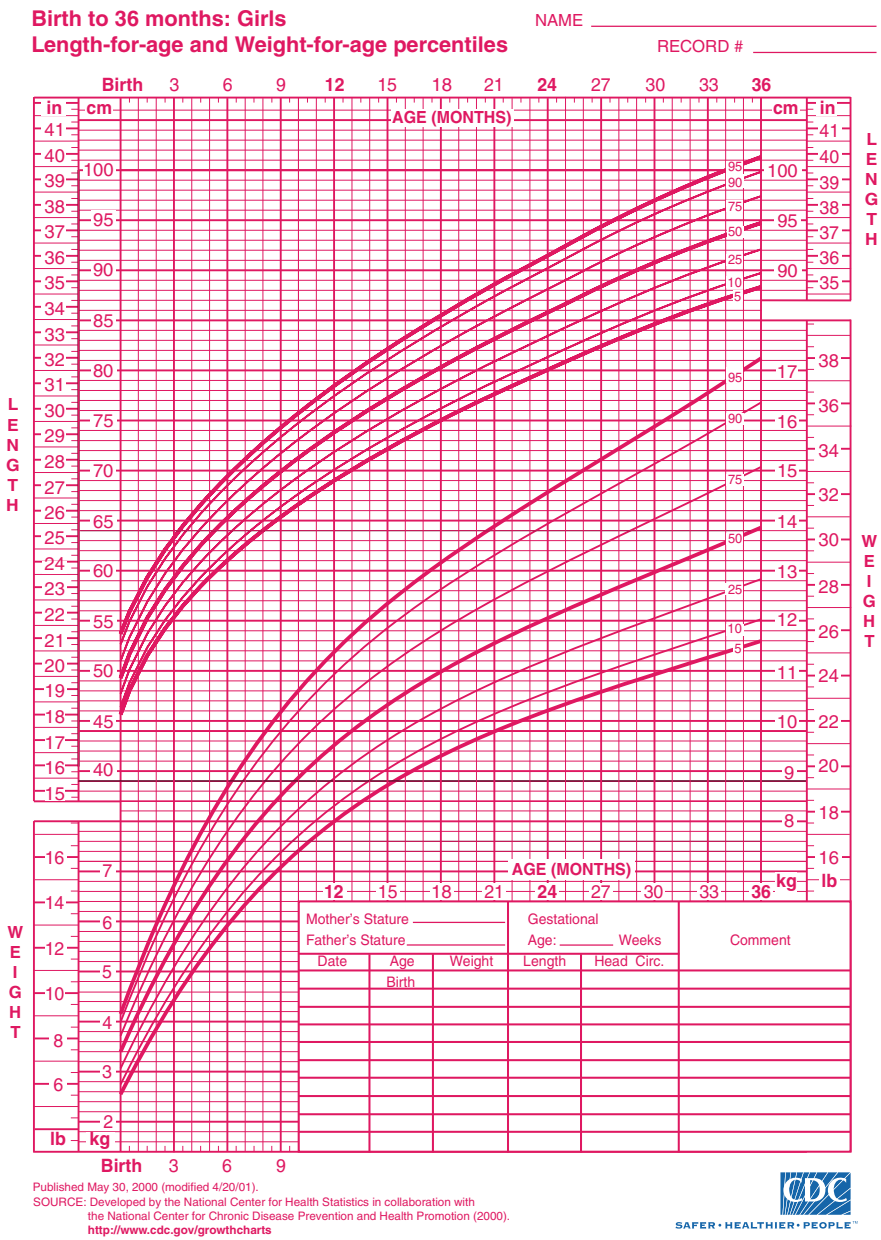


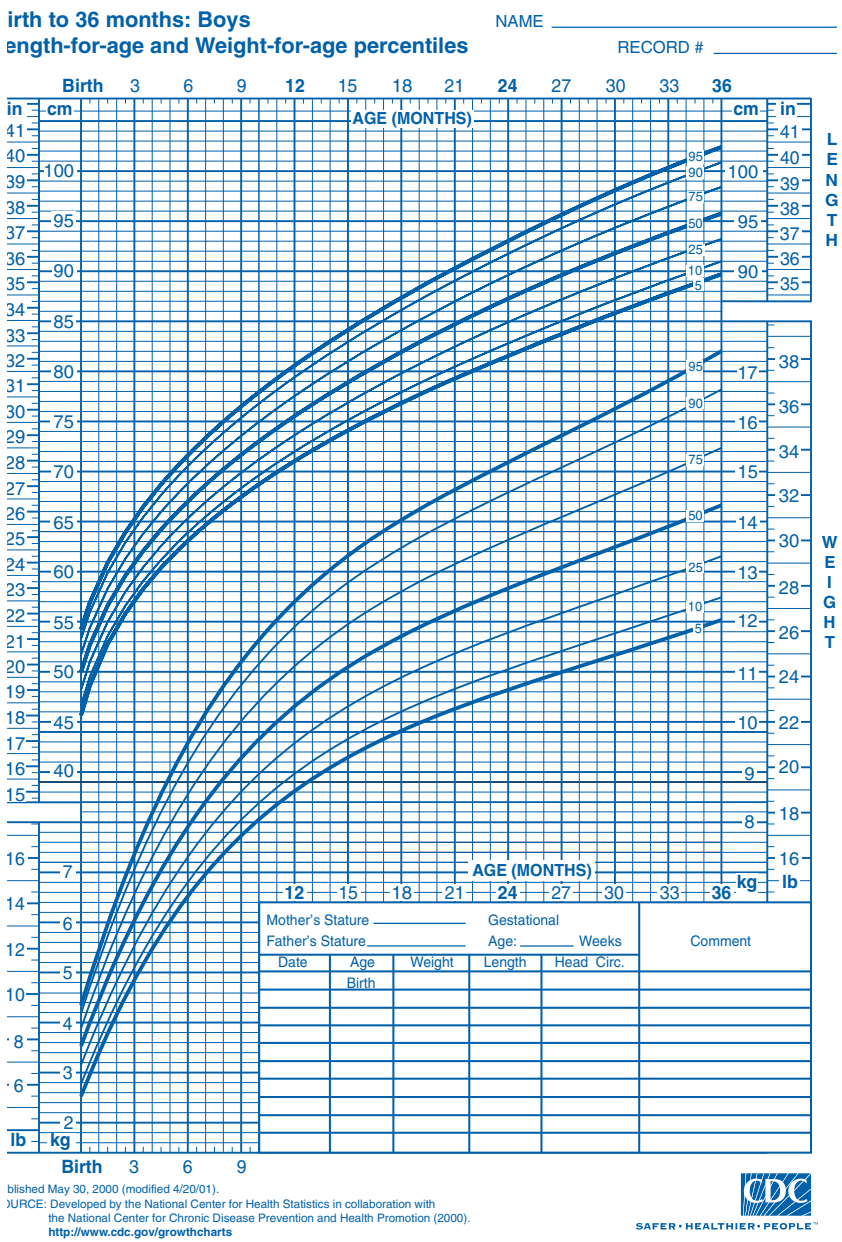


***Figure 12-10*** *Physical growth charts.* (Source: Centers for Disease Control and Prevention, National Center for Health Statistics in collaboration with the National Center for Chronic Disease Prevention and Health Promotion. *2000 CDC Growth Charts: United States*. http://www.cdc.gov/growthcharts, retrieved June 23, 2009.) Additional clinical growth charts with the 3rd and 97th percentiles can be found on the CDC website.

irth to 36 months: Girls
ead circumference-for-age and
eight-for-length percentiles

NAME _____

RECORD # _____

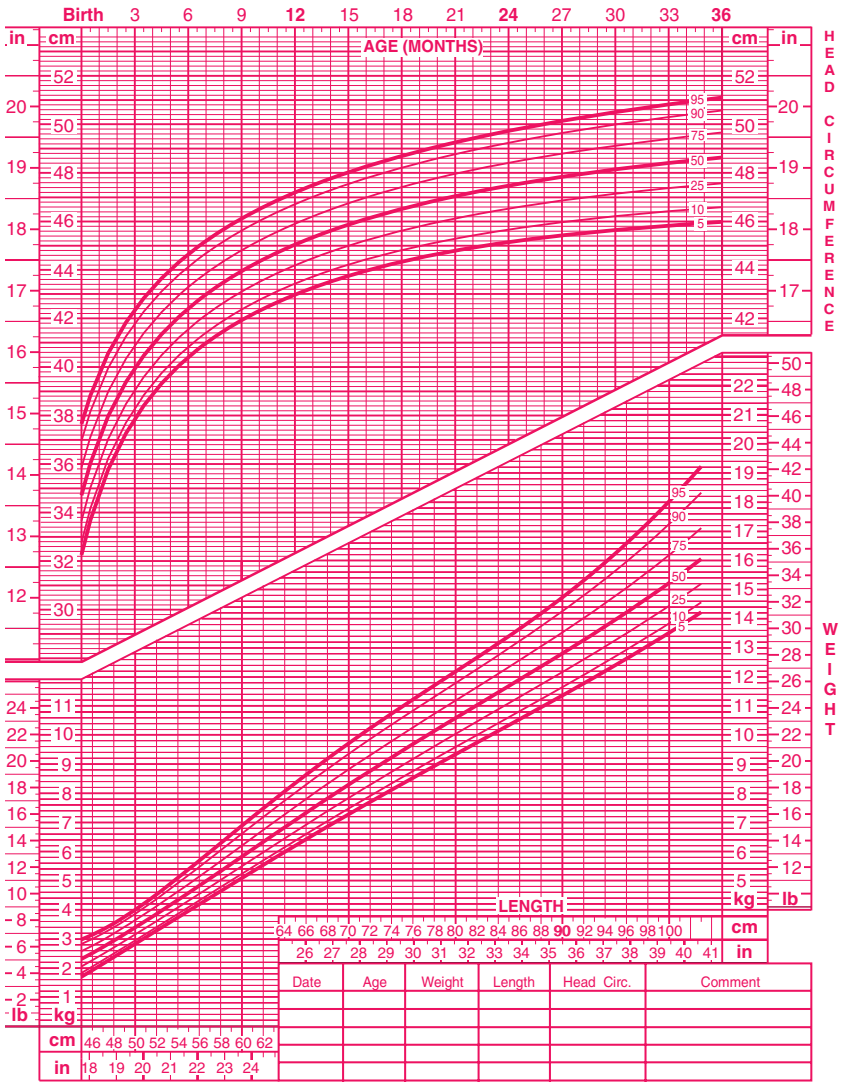


| Date | Age | Weight | Length | Head Circ. | Comment |
|---|---|---|---|---|---|
| | | | | | |
| | | | | | |
| | | | | | |
| | | | | | |

ublished May 30, 2000 (modified 10/16/00).
OURCE: Developed by the National Center for Health Statistics in collaboration with the National Center for Chronic Disease Prevention and Health Promotion (2000).
http://www.cdc.gov/growthcharts

CDC
SAFER • HEALTHIER • PEOPLE™

irth to 36 months: Boys
ead circumference-for-age and
eight-for-length percentiles

NAME _____

RECORD # _____

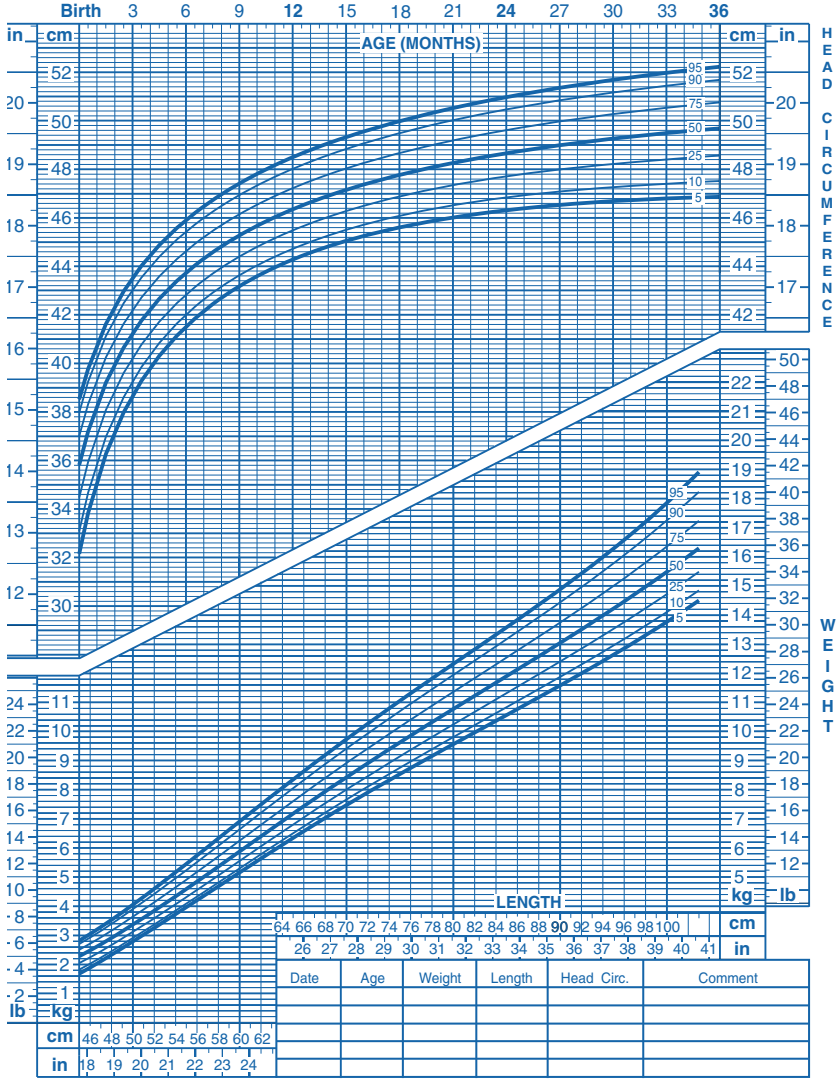


| Date | Age | Weight | Length | Head Circ. | Comment |
|---|---|---|---|---|---|
| | | | | | |
| | | | | | |
| | | | | | |
| | | | | | |

blished May 30, 2000 (modified 10/16/00).
URCE: Developed by the National Center for Health Statistics in collaboration with the National Center for Chronic Disease Prevention and Health Promotion (2000).
http://www.cdc.gov/growthcharts

CDC
SAFER • HEALTHIER • PEOPLE™

***Figure 12-10*** *Continued*

and the infant ingests anything containing galactose, the amount of galactose in the blood becomes so excessive that it is toxic. The newborn suffers diarrhea, vomiting, and edema, and the child's liver does not function normally. Cataracts may develop, **galactosuria** occurs, and mental retardation ensues.

**galactosuria**
galactose in the urine

**EXPLORING THE WEB**

Visit the Galactosemia Information and Resources Web site, www.galactosemia.com. Search for content related to diet and the control of the disorder. How could you help parents of an infant with galactosemia begin to make the transition to solid foods for their baby? Create a list of safe foods that can be passed along to clients.

**Diet Therapy.** Diet therapy for galactosemia is the exclusion of anything containing milk from any mammal. During infancy, the treatment is relatively simple because parents can feed the baby lactose-free, commercially prepared formula and can provide supplemental minerals and vitamins. As the child grows and moves on to adult foods, parents must be extremely careful to avoid any food, beverage, or medicine that contains lactose. Nutritional supplements of calcium, vitamin D, and riboflavin must be given so that the diet is nutritionally adequate. This restricted diet may be necessary throughout life, but some physicians allow a somewhat liberalized diet as the child reaches school age. This may mean only small amounts of baked or processed foods that contain small amounts of milk. Even this restricted diet must be accompanied by careful and regular monitoring for galactosuria.

## Phenylketonuria (PKU)

In **phenylketonuria (PKU)**, infants lack the liver enzyme **phenylalanine hydroxylase**, which is necessary for the metabolism of the amino acid **phenylalanine.** Infants seem to be normal at birth, but if the disease is not treated, most of them become hyperactive, suffer seizures between 6 and 18 months, and become mentally retarded. Public health law requires most hospitals today to screen newborns for phenylketonuria. PKU babies typically have light-colored skin and hair.

**phenylketonuria (PKU)**
condition caused by an inborn error of metabolism in which the infant lacks an enzyme necessary to metabolize the amino acid phenylalanine

**phenylalanine hydroxylase**
liver enzyme necessary to metabolize the amino acid phenylalanine

**phenylalanine**
amino acid

**Lofenalac**
commercial infant formula with 95% of phenylalanine removed

**Diet Therapy.** There is a special, nutritionally adequate, commercial infant formula available for PKU babies. It is called **Lofenalac.** It has had 95% of phenylalanine removed from its protein source. It provides just enough phenylalanine for basic needs but no excess. The specific amount depends on the infant's size and growth rate. Regular blood tests determine the adequacy of the amounts. Diets are carefully monitored for calorie and nutrient content and are adjusted frequently as needs change. Except for fats and sugars, there is some protein in all foods. Some of that protein is phenylalanine, so diets for the growing child eating normal food must be carefully planned. There are two varieties of synthetic milk available for older children. They are *Phenyl-free* and *PKU-1, -2,* or *-3.* None of these contains any phenylalanine. They can be used as beverages or in puddings and baked products. Diets should be monitored throughout life to avoid mental retardation and to control hyperactivity and aggressive behavior (Table 12-2).

## Maple Syrup Urine Disease (MSUD)

**Maple syrup urine disease (MSUD)** is a congenital defect resulting in the inability to metabolize three amino acids: **leucine, isoleucine,** and **valine.** It is named for the odor of the urine of these infants and affects 1 in 100,000 to 300,000 live births. When the infant ingests food protein, there are increased blood levels of

**maple syrup urine disease (MSUD)**
disease caused by an inborn error of metabolism in which the body cannot metabolize certain amino acids

**leucine**
an amino acid

**isoleucine**
an amino acid

**valine**
an amino acid

**Table 12-2** *Acceptable and Nonacceptable Foods for Those with PKU*

| FOODS ALLOWED FOR PEOPLE WITH PKU | FOODS NOT ALLOWED FOR PEOPLE WITH PKU |
|---|---|
| Special low-phenylalanine formulas | Meats |
| The following, which contain no phenylalanine: | Fish |
| Fats | Poultry |
| Sugars | Eggs |
| Jellies | Milk |
| Some candies | Cheese |
| The following, which contain some phenylalanine: | Nuts |
| Fruits | Dried beans and peas |
| Vegetables | Commercially prepared products made from regular flour |
| Cereals | |

### EXPLORING THE WEB

Visit the National PKU News Web site, www.pkunews.org. Read through the diet-related material. Prepare a list of acceptable safe foods for clients with PKU. Read through some of the personal stories and be prepared to share some support group references with the parents of an infant with PKU.

### SPOTLIGHT on Life Cycle

The Women, Infants, and Children (WIC) program is federally funded and provides monthly food vouchers for infant formula or milk, cereal, eggs, cheese, peanut butter, and juice for a mother who is breastfeeding. Infants and children who qualify are given monthly food vouchers until the age of 5. Eligibility depends on nutritional risk, history of miscarriage or premature birth, abnormal growth, anemia, and low income. Nutrition education is a component of the services provided.

these amino acids, causing ketosis. Hypoglycemia, apathy, and convulsions occur very early. Depending on the extent of the disease, if not treated promptly, the child can die from acidosis. Mild forms of the disease, if left untreated, will cause mental retardation and bouts of acidosis.

**Diet Therapy.** The diet must provide sufficient calories and nutrients but with extremely restricted amounts of leucine, isoleucine, and valine. A special formula and low-protein foods are used. Diet therapy appears to be necessary throughout life.

## CONSIDERATIONS FOR THE HEALTH CARE PROFESSIONAL

Although the physical and mental development of infants depends on the nutrients and calories they receive, their psychosocial development depends on *how and when* these nutrients and calories are provided. Some new parents will have a

solid knowledge of the nutrition information needed but lack a real understanding of the importance of how and when food should be presented to infants. They may hold the infant during feedings but focus instead on the television or newspaper.

Other parents may know instinctively how important cuddling and attention are to an infant, but they lack accurate knowledge of infant nutrition.

Parents from both groups are apt to have opinions that may or may not be correct. The health care professional will help these parents most by listening carefully to them. The parents are more inclined to listen to advice when a two-way discussion follows.

## SUMMARY

It is particularly important that babies have adequate diets so that their physical and mental development are not impaired. Breastfeeding is nature's way of feeding an infant, although formula feeding is quite acceptable. Cow's milk is usually used in formulas because it is most available and is easily modified to resemble human milk. The young child's diet is supplemented on the advice of the pediatrician. Added foods should be based on MyPyramid.

Inborn errors of metabolism cause various problems, ranging from mental retardation to death, if not properly treated. In these conditions, diet therapy is the primary tool in maintaining the patient's health.

Premature, CF, and FTT infants have special nutritional needs.

## DISCUSSION TOPICS

1. Do any of the students know a woman who has breastfed her baby? If so, what were her reactions to the experience?
2. Why is breastfeeding not always possible?
3. Discuss the possible effects of regularly propping the baby's bottle instead of holding the baby during feeding.
4. Why is a rigid time schedule for feeding a baby not advisable? Explain why feeding infants on demand the first few months can lead to a regular feeding schedule.
5. How may weaning be accomplished?
6. What is meant by inborn errors of metabolism? What causes them? How might they affect people?
7. Discuss PKU. Include its cause, symptoms, effects, and treatment.

## SUGGESTED ACTIVITIES

1. Have a panel discussion on the advantages and disadvantages of breastfeeding. Invite lactation specialists, doctors, and parents as panelists.
2. Observe a demonstration of the actual feeding and burping of a baby.
3. Visit a store that carries prepared infant formulas and compare their prices and nutritional values.
4. Invite a physician or nurse practitioner to give a talk on inborn errors of metabolism.

## REVIEW

Access StudyWARE CD for more review activities

Multiple choice. Select the *letter* that precedes the best answer.

1. The most rapid growth in a child's life occurs during
   a. its first month
   b. the month following weaning
   c. its first year
   d. its sixth year
2. The amount of protein needed by a child during its first year
   a. is greater during the first 6 months than during the second
   b. is greater during the second 6 months than during the first
   c. does not change from the first month to the 12th
   d. increases on a weekly basis

3. After the initial supplement of vitamin K following birth, breast milk provides all the nutrients an infant needs during the first 4 to 6 months except for
   a. vitamin A
   b. vitamin B
   c. vitamin C
   d. vitamin D
4. The vitamin in question 3 might be provided
   a. by injection
   b. in diluted orange juice
   c. by regular walks in the sunshine
   d. in pasteurized apple juice
5. Breastfed babies are more resistant to infection than are bottle-fed babies because mother's milk provides
   a. a sterile environment
   b. synthetic antibiotics
   c. leucine
   d. immunity
6. The development of emotional attachment to a child is called
   a. transferase
   b. bonding
   c. psychosocial development
   d. immunity
7. It is recommended that, at each feeding, an infant nurse at each breast for approximately
   a. 3 to 5 minutes
   b. 5 to 10 minutes
   c. 10 to 15 minutes
   d. 20 minutes
8. It can be said that infant formulas
   a. are usually based on cow's milk
   b. have the same protein content as cow's milk
   c. contain fewer minerals than cow's milk
   d. contain no sugar
9. Infants with sensitivities or allergies to cow's milk may be given
   a. goat's milk
   b. synthetic milk, often made from soybeans
   c. formula with predigested carbohydrates
   d. any of the above
10. By the age of 6 months, a child
    a. may be introduced to a new formula
    b. is usually completely weaned
    c. is usually introduced to solid foods
    d. is no longer given milk

Briefly answer the following questions.

1. Why should the mother give her baby special attention during feedings?
2. How is a bottle warmed? Is it always necessary to warm the bottle? Explain. Why is a microwave oven not recommended?
3. Why is it not advisable to give an 8-month-old child peanuts?

# CASE IN POINT

StudyWARE

## RICARDO: OVERCOMING FAILURE TO THRIVE (FTT)

Toni was a 36-year-old Colombian woman who was having her sixth child. Ricardo was 8 pounds 6 ounces and 21 inches long at birth. Toni brought him home after 48 hours to a houseful of happy siblings. After being home for 3 days, Toni's husband left her for another woman. Toni's life was in an upheaval. What was she going to do with six children, no husband, and no job? How was she going to feed, clothe, and take care of them all by herself? Toni could only focus on finding out what had happened to her marriage and how she was to live in the future. Her oldest daughter tried to help with the younger children, but she was not at home during the day. Ricardo became cranky and did not eat well. He was on the bottle so Toni knew he was eating something. After 3 months of grieving for herself, Toni decided that she needed to get her life and her children's lives back on track. Toni took Ricardo to see the nurse practitioner (NP) at the family clinic. Toni told the nurse all about her husband's leaving the home and how difficult things had been for her and the kids. The NP noticed that Ricardo was small for his age; he was not smiling or tracking objects. The NP asked Toni to return weekly to monitor Ricardo closely.

After the 5-month appointment, the NP plotted Ricardo's growth. He weighed 10 pounds and measured 22 inches long. The NP told Toni that Ricardo was in trouble. He had failure to thrive. Toni was devastated.

### ASSESSMENT

1. What data do you have about Toni?
2. What data do you have about Ricardo?
3. What factors contributed to Ricardo's problem?
4. Using the growth charts in Figure 12-10, determine a baby's normal weight and height at 5 months. What should Ricardo weigh, and how long should he be?
5. What should Ricardo be doing developmentally at 5 months?
6. How severe is Ricardo's failure to thrive?

### DIAGNOSIS

7. Complete the following: Ricardo's failure to thrive is related to _____ .
8. Complete the following: Ricardo's imbalanced nutrition, less than body requirements, is secondary to _____ .
9. Complete the following: ineffective feeding is a result of _____ .

### PLAN/GOAL

10. What is your immediate goal for Ricardo?
11. What is your longer-term goal for Ricardo?
12. What is your short-term goal for Toni?
13. What is your long-term goal for Toni?

### IMPLEMENTATION

14. What changes need to occur for Ricardo to thrive?
15. What does the NP need to teach Toni?
16. How else can the NP help Toni?
17. Who else needs to be involved in Ricardo's care?

### EVALUATION/OUTCOME CRITERIA

18. After the plan has been in place for 6 weeks, what changes should Toni see in Ricardo?
19. What will the NP measure and observe in Ricardo and Toni if the plan is successful?

## THINKING FURTHER

**20.** Why is it important for infants to have a good start in life? Why is their nutrition so critical? What future complications can be avoided as a result?

## RATE THIS PLATE

Ricardo was picking up on his mother's stress and anxiety, and that affected his eating. Toni needs to take extra quiet time with Ricardo during feeding time. Also, she may consider offering him a bottle more often. He is old enough to start solid food, and so Toni offered Ricardo the following baby food items. Rate the plate.

**2 Tbsp rice cereal made with formula**

**2 Tbsp green beans**

**2 Tbsp chicken**

**2 Tbsp peaches**

Were Toni's choices good for starting on solid foods? How about the portion sizes? Would you change anything?

# CASE IN POINT

StudyWARE

## CODY: ADJUSTING TO BOTTLE FEEDING

Paula was a 37-year-old New Yorker, married, and a television journalist. She and her husband, Aaron, were eagerly awaiting the birth of their first child. Paula knew it was going to be rough to juggle her career and take care of the baby. Her career was just taking off. Her boss was very flexible and supportive; he suggested that she work on background research while she was on maternity leave. He was willing to let her bring the baby to the office when she returned to work. Paula had been interviewing nannies so she could return to work. Cody was a good baby, but Paula had no idea that breastfeeding was so time consuming. She nursed Cody successfully for 6 weeks while she tried to maintain her career.

In consultation with her doctor, she made the transition to bottle feeding and a nanny at 8 weeks instead of the 12th week as originally planned. Cody cried more with the bottle feeding, but he drank the formula. The nanny took care of Cody 5 hours a day when she started. Paula returned to full-time work at 12 weeks, and the nanny took care of Cody while both Paula and Aaron were at work. Paula enjoyed the time at home with Cody after she returned each day, and she was pleased that she had nursed him for 6 weeks.

### ASSESSMENT

1. What data do you have about the problem?
2. What factor contributed the most to the change in Paula's breastfeeding plans?
3. What benefit did Cody receive from 6 weeks of breastfeeding?
4. What can you guess is the status of bonding between Paula and Cody?
5. What do you suspect will be the relationship between Cody and the nanny?

### DIAGNOSIS

6. Why did Paula switch to bottle feeding earlier than she had planned?
7. Does the change from breastfeeding to bottle feeding remain nutritionally adequate?
8. Could Cody's problem with crying be emotionally related?

### PLAN/GOAL

9. What is your primary goal for Cody?
10. What needs have to be met for Cody to develop?
11. What goals do you have for Paula?

### IMPLEMENTATION

12. What are the advantages of breast milk over formula?
13. Other than nutritional intake, what else occurs when a mother is breastfeeding that is important to a child's development?
14. What else could Paula have done if she didn't have time to breastfeed but wanted Cody to get her breast milk?
15. What needs to be done after bottle feeding?
16. What criteria can Paula use to evaluate whether Cody is getting enough calories and nutrients?
17. Who can assist Paula in this transition?

### EVALUATION/OUTCOME CRITERIA

18. After Paula had been back to work about 1 month, what criteria could she use to assure that Cody was happy and developing on time?

### THINKING FURTHER

19. If income were not an issue, what other solutions were possible in this situation?
20. How can you use this information in other situations?

### RATE THIS PLATE

Rate the plate for Cody. Cody is now 6 months old and is eating baby food. On Cody's luncheon plate are the following:

**1/2 jar chicken (1/4 cup)**
**1/2 jar carrots (1/4 cup)**
**1 jar peaches (1/2 cup)**
**8 oz formula**




# DIET DURING CHILDHOOD AND ADOLESCENCE

## KEY TERMS

StudyWARE

acne
alcoholism
amenorrhea
anorexia nervosa
anxiety
bulimia
cirrhosis
depression
fast foods
fermentation
glycogen loading (carboloading)
peers
self-esteem

## OBJECTIVES

After studying this chapter, you should be able to:

- Identify nutritional needs of children ages 1 to 12 and of adolescents
- State the effects of inadequate nutrition during the growing years
- Describe eating disorders that can occur during adolescence
- Discuss the consequences of obesity in childhood
- Evaluate the nutritive value of the fast-food products available in the United States today

Although specific nutritional requirements change as children grow, nutrition always affects physical, mental, and emotional growth and development. Studies indicate that the mental ability and size of an individual are directly influenced by nutrition during the early years. Children who have an inadequate supply of nutrients—especially of protein—and calories during their early years may be shorter and less intellectually able than children who receive an adequate diet.

***Figure 13-1*** *Snacks are enjoyed with friends in the playroom.*

## CHILDREN AGES 1 TO 12

**depression**
feelings of extreme sadness

**anxiety**
apprehension

Eating habits develop during childhood. Once developed, poor eating habits will be difficult to change. They can exacerbate emotional and physical problems such as irritability, **depression, anxiety,** fatigue, and illness.

Because children learn partly by imitation, learning good eating habits is easier if the parents have good habits and are calm and relaxed about the child's. Nutritious foods should be available at snack time as well as at mealtime (Figure 13-1), and meals should include a wide variety of foods to ensure good nutrient intake.

Parents should be aware that it is not uncommon for children's appetites to vary. The rate of growth is not constant. As the child ages, the rate of growth actually slows. The approximate weight gain of a child during the second year of life is only 5 pounds. In addition, children's attention is increasingly focused on their environment rather than their stomachs. Consequently, their appetites and interest in food commonly decrease during the early years. Children between the ages of 1 and 3 undergo vast changes. Their legs grow longer, they develop muscles, they lose their baby shape, they begin to walk and talk, and they learn to feed and generally assert themselves (Figure 13-2). A 2-year-old child's statement "No!" is his or her way of saying "Let me decide!"

As children continue to grow and develop, they will increasingly and healthfully assert themselves. They want and need to show their growing independence. Parents should respect this need as much as possible. Children's likes and dislikes may change. New foods should be introduced gradually, in small amounts, and as attractively as possible. Allowing the child to assist in purchasing and preparing a new food is often a good way of arousing interest in the food and a desire to eat it.

Children should be offered nutrient-dense foods because the amount eaten often will be small. Fats should not be limited before the age of 2 years, but meals

***Figure 13-2*** *A healthy 3-year-old at play.*

and snacks should not be fat-laden either. Whole milk is recommended until the age of 2, but low-fat or fat-free should be served from 2 on. The guideline for fat intake is 30% to 35% of calories from fat for 2- to 3-year-olds and 25% to 35% of calories from fat for 4- to 18-year-olds, with no more than 7% from saturated fats. It is recommended that children not salt their food at the table or have foods prepared with a lot of salt.

Young children are especially sensitive to and reject hot (temperature) foods, but they like crisp textures, mild flavors, and familiar foods. They are wary of foods covered by sauce or gravy. Parents should set realistic goals and expectations about the amount of food a child needs. A good rule of thumb for preschool children is 1 tablespoon for each year of age. Table 13-1 details serving sizes according to age. Calorie needs will depend on rate of growth, activity level, body size, metabolism, and health.

Children can have food jags, such as eating only one or two foods, or rituals, such as not letting foods touch on the plate or using a different spoon for each food eaten. Choking is prevalent in young children. To prevent choking, do not give children under 4 years of age peanuts, grapes, hotdogs, raw carrots, hard candy, or thick peanut butter.

A child needs a snack every 2 to 3 hours for continued energy. Children often prefer finger foods for snacks. Snacks should be nutrient-dense and as nutritious as food served at mealtime. Cheese, Cheerios, fruit, milk, and unsweetened cereals make good snacks.

Mealtime should be pleasant, and food should not be forced on the child. *The parent's primary responsibility is to provide nutritious food in a pleasant setting, and the child's responsibility is to decide how much food to eat or whether to eat,* according to child expert Ellyn Satter (1995). When a child is hungry, he or she will eat. Forcing a child to eat can cause disordered eating and, ultimately, chronic overeating, **anorexia nervosa**, or **bulimia** (discussed later in this chapter).

**anorexia nervosa**
psychologically induced lack of appetite

**bulimia**
condition in which patient alternately binges and purges

**Table 13-1** ***Food Plan for Preschool and School-Age Children Based on MyPyramid***

| FOOD GROUP | NO. OF SERVINGS | APPROXIMATE SERVING SIZE* AGES 1–2 | AGES 3–4 | AGES 5–6 | AGES 7–12 |
|---|---|---|---|---|---|
| Milk, yogurt, and cheese | 3 | ½–¾ cup or 1 oz | ¾ cup or 1½ oz | 1 cup or 2 oz | 1 cup or 2 oz |
| Meat, poultry, fish, dry beans, eggs, and nuts | 2 or more | 1 oz or 1–2 Tbsp | 1½ oz or 3–4 Tbsp | 1½ oz or ½ cup | 2 oz or ½ cup |
| Vegetables | 3 or more | 1–2 Tbsp | 3–4 Tbsp | ½ cup | ½ cup |
| Fruits | 2 or more | 1–2 Tbsp or ½ cup juice | 3–4 Tbsp or ½ cup juice | ½ cup or ½ cup juice | ½ cup or ½ cup juice |
| Bread, cereal, rice, and pasta | 6 or more | ½ slice or ½ cup | 1 slice or ½ cup | 1 slice or ¾ cup | 1 slice or ¾ cup |

Adapted from Riley Children's Hospital; Food Guide Pyramid—Serving sizes, 2009.

*Use as a starting point. Increase serving size as energy yields dictate, but maintain variety in the diet by making sure all food groups are still appropriately represented.

## Calorie and Nutrient Needs

The *rate* of growth diminishes from the age of 1 until about 10; thus, the caloric requirement per pound of body weight also diminishes during this period. For example, at 6 months, a girl needs about 54 calories per pound of body weight, but by the age of 10, she will require only 35 calories per pound of body weight.

Nutrient needs, however, do not diminish. From the age of 6 months to 10 years, nutrient needs actually *increase* because of the increase in body size. Therefore, it is especially important that young children are given nutritious foods *that they will eat.*

MyPyramid (Figure 13-3) is a good foundation for developing meal plans that, with adjustments, will suit all family members. A variety of foods should be offered, and, when possible, the child should be offered some choices of foods. Such a choice at the table helps the child's psychosocial development.

In general, the young child will need 2 to 3 cups of low-fat or fat-free milk each day, or the equivalent in terms of calcium. However, excessive use of milk should be avoided because it can crowd out other iron-rich foods and possibly cause iron deficiency. The selections of the other food groups are the same for adults, but the portions will be smaller. The use of sweets should be minimized because the child is apt to prefer them to nutrient rich foods. Sweetened fruit juices, especially, should be limited. Children also need water and fiber in their diets. They need to drink 1 ml of water for each calorie. If food valued at 1,200 calories is eaten, then five 8-ounce glasses of water are needed. Fiber needs are calculated according to age. After age 3, a child's fiber needs are "age + 5 grams" and no more than "age + 10 grams." A child who eats more fiber than that might be too full to eat enough other foods to provide all the calories needed for growth and development. Fiber should be added slowly, if not already in the diet, and fluids must also be increased. Childhood is a good

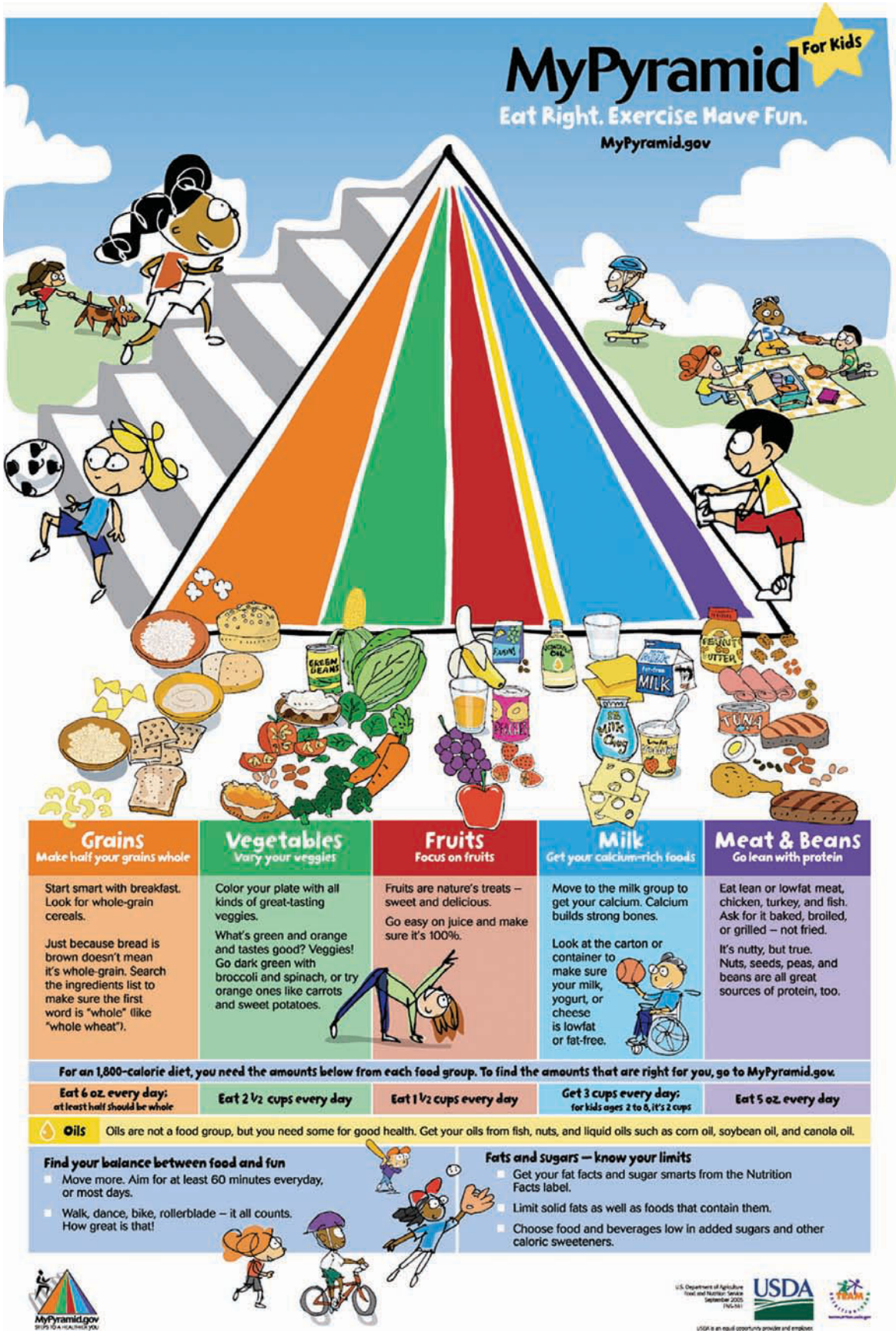


***Figure 13-3*** *MyPyramid for Kids*. (Source: Food and Nutrition Service, U.S. Department of Agriculture, *MyPyramid for Kids*. (September 2005), http://teamnutrition.usda.gov/Resources/mpk_poster2.pdf, retrieved June 23, 2009.)

time to develop the lifelong good habit of getting enough dietary fiber to prevent constipation and diseases such as colon cancer and diverticulitis.

## Childhood Obesity

Normal stature and weight for children can be determined using standardized growth charts (Figure 13-4). Expected growth patterns will fall between the 5th and 95th percentile; children whose weight falls outside those parameters need special evaluation and attention. Childhood obesity has become an epidemic. Overweight has doubled in the last 20 to 30 years, and one in five children is now overweight. The definition of overweight is a child at or above the 95th percentile of body mass index (BMI) by sex and age. Children are considered obese when their body fat exceeds lean muscle mass. Type 2 diabetes mellitus, rarely seen before in children, is now being diagnosed in children as young as 10; it is related to diet and weight.

Childhood obesity is the result of an imbalance between the calories a child consumes as food and beverages and the calories a child expends for normal growth and development, metabolism, and physical activity. The bottom line is that calories eaten and calories expended must be balanced. There is no single factor that causes childhood obesity. An imbalance can result from the influences and interactions of a number of factors, including genetic, behavioral, and environmental.

Genetics cannot be solely to blame for childhood obesity. The genetic factors of the population have not changed in the past 30 years, but the prevalence of overweight and obese children has tripled during this time. If one parent is obese, there is a 50% chance that their children will be obese. If both parents are obese, the risk increases to 80%.

Certain behavioral factors can contribute to an energy imbalance and therefore obesity. Energy intake of large portions of food and beverages, eating meals away from home, frequent snacking on energy-dense foods, and consuming beverages with sugar are all contributing factors for obesity. Children drinking sugared beverages may not compensate for these additional calories at mealtime.

Physical activity is important for children to help burn excess calories eaten. Obese children and adults have similar health problems. Physical activity will help increase bone strength and decrease blood pressure and prevent type 2 diabetes, sleep apnea, and hyperlipidemia. Many schools have discontinued physical education, especially for adolescents, but recess still continues for younger children. **GET MOVING!** Obese children have an 85% chance of being obese adults if they are obese after the age of 10. Physical activity can be as easy as walking for 60 minutes per day.

Many children with working parents are not allowed to leave the house after returning from school. Sedentary activities, such as watching TV and DVDs, playing computer games and handheld electronic games, and eating, become the norm. There is a high correlation between watching TV and obesity. TV can contribute to poor food choices, excess snacking, and low metabolism.

Environmental factors, including the home, child care, school, and community, can influence a child's behavior related to food and physical activity. In the home, children will imitate their parents in many ways, including eating habits and physical activity.

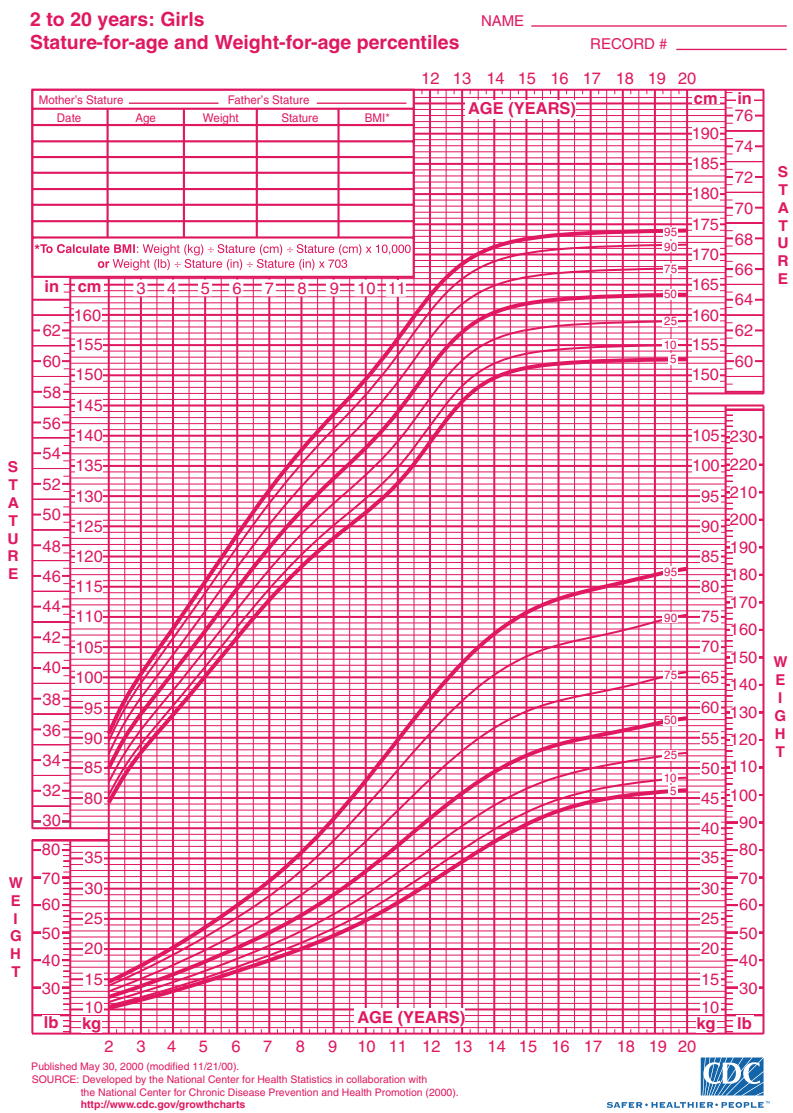


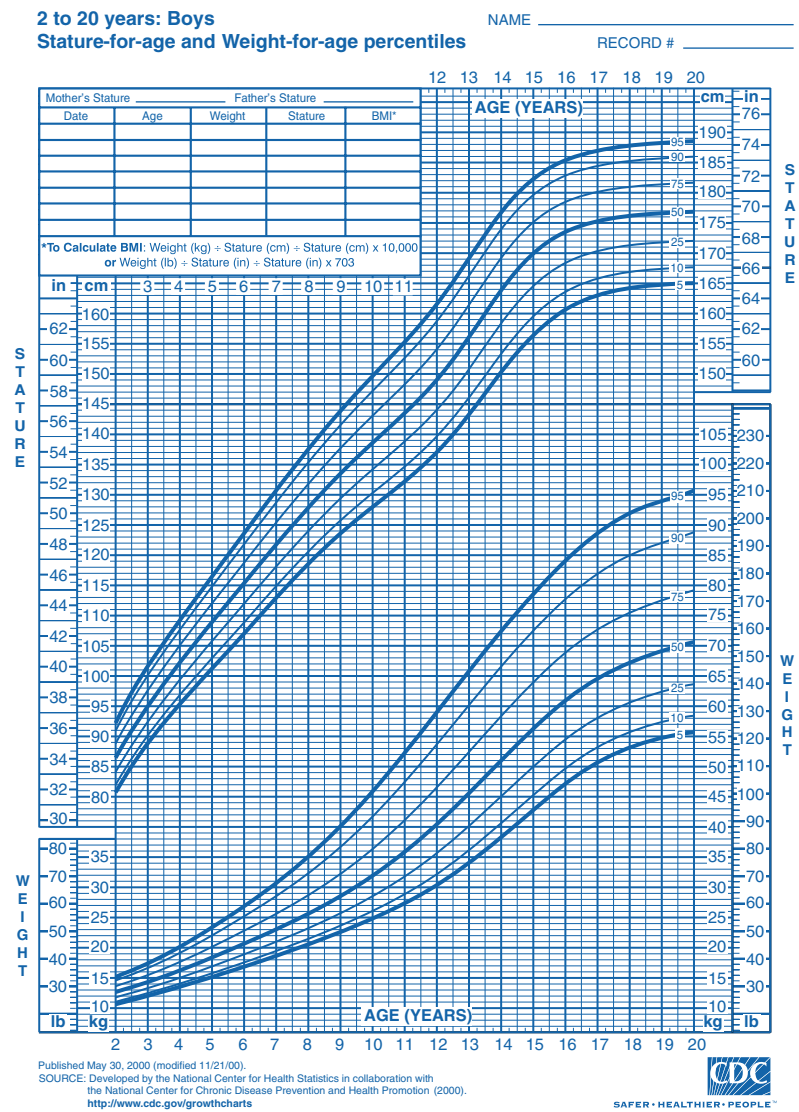


***Figure 13-4*** *Physical Growth Charts.* (Source: Centers for Disease Control and Prevention, National Center for Health Statistics in collaboration with the National Center for Chronic Disease Prevention and Health Promotion. *2000 CDC Growth Charts: United States*. http://www.cdc.gov/growthcharts, retrieved June 23, 2009.) Additional clinical growth charts with the 3rd and 97th percentiles can be found on the CDC website.

## 2 to 20 years: Girls
## Body mass index-for-age percentiles

NAME _____

RECORD # _____

| Date | Age | Weight | Stature | BMI* | Comments |
|---|---|---|---|---|---|
| | | | | | |

***To Calculate BMI**: Weight (kg) ÷ Stature (cm) ÷ Stature (cm) x 10,000
**or** Weight (lb) ÷ Stature (in) ÷ Stature (in) x 703

Published May 30, 2000 (modified 10/16/00).
SOURCE: Developed by the National Center for Health Statistics in collaboration with the National Center for Chronic Disease Prevention and Health Promotion (2000).
**http://www.cdc.gov/growthcharts**

CDC SAFER • HEALTHIER • PEOPLE™

## 2 to 20 years: Boys
## Body mass index-for-age percentiles

NAME _____

RECORD # _____

| Date | Age | Weight | Stature | BMI* | Comments |
|---|---|---|---|---|---|
| | | | | | |

***To Calculate BMI**: Weight (kg) ÷ Stature (cm) ÷ Stature (cm) x 10,000
**or** Weight (lb) ÷ Stature (in) ÷ Stature (in) x 703

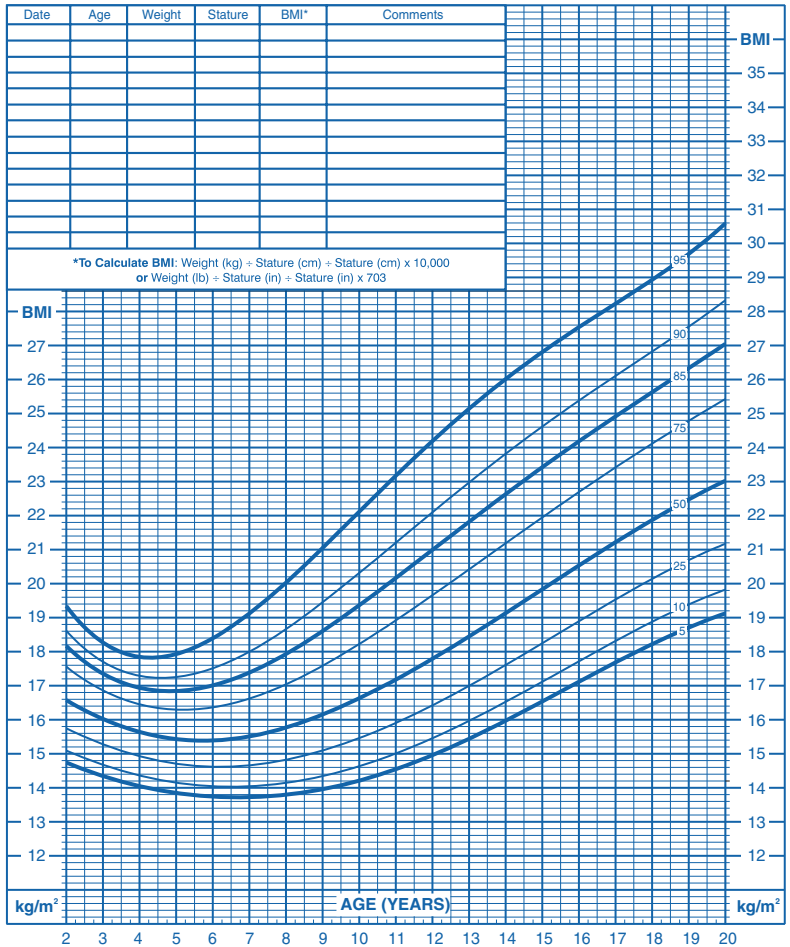


Published May 30, 2000 (modified 10/16/00).
SOURCE: Developed by the National Center for Health Statistics in collaboration with the National Center for Chronic Disease Prevention and Health Promotion (2000).
**http://www.cdc.gov/growthcharts**

CDC SAFER • HEALTHIER • PEOPLE™

***Figure 13-4*** *(Continued)*

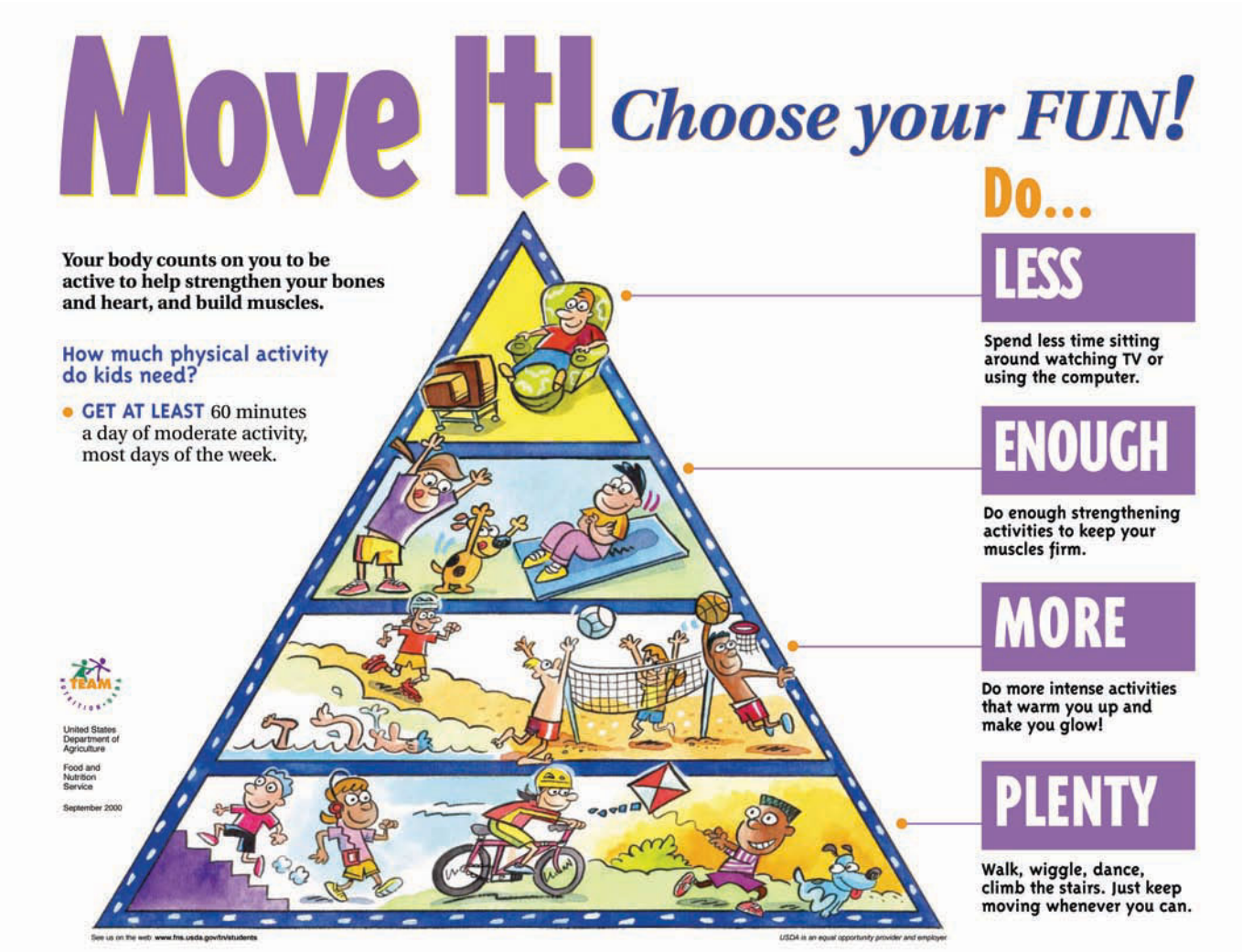


***Figure 13-5*** *Children's activity pyramid.* **(Source: Food and Nutrition Service, U.S. Department of Agriculture, *Children's Activity Pyramid* (September 2005), http://teamnutrition.usda.gov/Resources/moveit.pdf, retrieved June 23, 2009.)**

Child care is an important place where healthy eating and physical activity habits can be developed. Approximately 80% of children with working mothers spend 15 to 40 hours per week at day care. Parents need to check the menu and activity schedule on a weekly basis.

Children ages 5 to 17 are enrolled in school, which is a positive environment in which to teach healthy eating and the importance of physical activity. Unfortunately, the government is not helping, and many of the foods served in school cafeterias are government subsidies. They are generally high-calorie, high-fat foods that must be deep fried before serving. Butter and cheese sometimes are included in these subsides. Vending machines are in many schools and, if not stocked with healthy foods, can contribute to obesity.

Leaders in the community must create an infrastructure conducive to physical activity like sidewalks, safe bike and walking trails, parks in neighborhoods, and a safe environment in which to participate.

Snacking and portion control seem to be big issues with obese children. All foods can be fattening if eaten beyond needs. Children should not be put on a "diet." Children continue to grow, so if weight can be maintained by exercise and portion control until growth catches up, the problem of obesity will no longer exist.

An obese child, like a child of normal weight, may need a snack after school. Make that snack a healthy choice, such as a medium-sized piece of fruit, vegetables (using salsa or fat-free ranch dressing as a dip), a 100-calorie bag of microwave popcorn, or a single serving of cereal. Single-serving-size bags or premeasured portion controlled snacks are ideal because an obese child will be likely to overeat when eating from a large bag. Help children avoid drinking their daily caloric needs with pop (soda) or other sweetened drinks. If junk food and sweetened drinks are not purchased, they cannot be consumed.

What can parents do to help their children? Talk to a dietitian or a nurse for some ideas like the following:

- Understand that this is a family problem and that the entire family will be involved in the solution.
- Help your family balance their calories. One part of balancing is to supply adequate nutrition and help everyone develop healthy eating habits.
- Develop healthy eating habits by doing the following:
  1. Provide plenty of vegetables, fruits, and whole-grain products.
  2. Include low-fat or nonfat dairy products.
  3. Choose lean meats, poultry, fish, lentils, and dried beans for protein.
  4. Serve correct portions (see Figure 17-3).
  5. Encourage everyone to drink lots of water.
  6. Limit sugar-sweetened beverages.
  7. Limit consumption of sugar and saturated fat.
  8. Learn to make favorite dishes healthier. For new ideas about adding fruits and vegetables to your family's diet check out the recipe database from http://www.FruitsandVeggiesMatter.gov.
  9. Remove calorie-rich temptations. Allow your children to eat them "sometimes" so that they will be truly a treat.

Remember that small changes every day can lead to success.

To continue the progress made with healthy eating, everyone must participate in one or more forms of physical activity each day for 60 minutes, such as the following:

- Brisk walking
- Playing tag
- Jumping rope
- Playing soccer
- Basketball
- Swimming

**SUPERSIZE USA**

Vending machines are everywhere! Vending machines are neither good nor bad—what is good or bad are the choices the person makes by pressing the buttons to get a snack or drink. How often does your child buy something from a vending machine? What was the last thing purchased? Compare the last purchase with the lists below. Which category was the purchase under?

| Good Choices | Bad Choices |
|---|---|
| Water | Breakfast pastries |
| Baked chips | Chips (nacho cheese) |
| Dried fruit | Candy bars |
| 100% juice (no sugar added) | Cookies |
| Nutrition bars | Doughnuts |
| Nuts | Sandwich crackers |
| Pretzels | Sausage meats and jerky |
| Skim milk | Whole milk |
| Tea (unsweetened or diet) | Snack cakes |
| Vegetables | Soda |
| Yogurt | Sugary juice or punch |

The bad choices contain too much sugar and saturated and trans fats. As a once-in-awhile treat they are OK, but not on a daily basis.

(Source: Adapted from Yara, 2005.)

- Riding bicycles
- Dancing

In addition to encouraging physical activity, help children avoid too much sedentary time. Quiet time for homework and reading is fine.

Obese children and adolescents are targets of social discrimination. This begins early in a child's school career, and the psychological effect can be devastating, causing low self-esteem, which in turn may hinder academic and social functioning.

This may seem like a monumental task for parents, but it is well worth it. Not only will their children change their eating habits and start a lifelong exercise program, but so will they.

## What Can Parents Do to Help?

- Provide only healthy, nourishing food for meals and snacks. If it is not available a child cannot eat it.
- Limit TV and computer time. Remove TV sets from your child's bedroom.
- Get moving yourself. Exercise benefits everyone.
- Never tell a child he cannot have a food because "he is too fat."
- Learn correct portions, even if this means weighing and measuring (see Table 13-1).
- Remember, there is nothing a child cannot eat; it is just how often and how much will be consumed of a particular food. There are no good or bad foods.
- Never provide food for comfort or as a reward.

- Eat only at the table and at designated times.
- Give water to drink rather than calorie-laden fruit juice. If a child won't drink water, then a small amount of juice can be mixed with water to give flavor. Use ¼ cup juice to 8–12 ounces of water. This glass of water-juice will contain about 30 calories versus 120–180 for 100% juice.
- Eat slowly—it takes 20 minutes for the brain to get the message that the stomach is full. Make it a game—set a timer and see who can make the meal last for 20 minutes.
- Use the 20-minutes technique if your child wants a calorie-dense snack such as cookies, chocolate, candy bars, or other calorie-dense foods. The child must set the timer, sit at the table with a portion-controlled serving, pay attention to the treat, and make it last for 20 minutes. Holding it in the mouth and rolling it around on the tongue will satisfy taste buds quicker than swallowing immediately and may contribute to satiety sooner.
- Learn to determine whether your child is really hungry or just bored, tired, or lonely. It takes 3 to 4 hours for a stomach to completely empty after a significant meal, so if that amount of time has elapsed, then your child is truly hungry.
- Make sure your child gets enough sleep (8–10 hours per night), as sleep deprivation has been linked to obesity.
- Change any unhealthy habits you may possess. You are your child's teacher.

Preventing and reversing childhood obesity will also decrease the incidence of obesity-linked type 2 diabetes.

## Childhood Type 2 Diabetes

As a result of the increase of childhood obesity, there is a parallel increase in diabetes, particularly type 2. Type 2 diabetes is normally found only in adults, usually after the age of 40, and is associated with weight. Most obese children will develop type 2 diabetes between the ages of 10 and 14.

Children with type 2 diabetes should see a certified diabetes educator to learn what to eat to control their diabetes. The diabetes educator will also prescribe daily exercise and attention to fiber intake, both of which help control blood glucose.

Increasing nutrition and exercise knowledge of parents and children appears to be the only way to prevent obesity and childhood type 2 diabetes.

### EXPLORING THE WEB

Search the Web for topics related to childhood obesity. What types of programs exist that claim to be able to help children lose weight? Are these programs healthy for the child from a nutritional standpoint? Are there better, healthier recommendations that parents can use to help prevent or reduce obesity in their children? What additional resources are available for parents whose children are overweight?

## Osteoporosis and Cardiovascular Disease

Children and adolescents live in the moment. This creates problems associated with osteoporosis and cardiovascular diseases. Adherence to sound nutrition principles during childhood and adolescence are needed to protect the heart and bones.

Calcium must be consumed at the DRI level until the age of 30. Fat intake should follow the American Heart Association recommendations of 7% saturated fat, 8% polyunsaturated fat, and 15% monounsaturated fat while keeping total fat to ≤35% of daily calories.

The typical diet of a teenager contains too much saturated fat and soda and not enough milk. These habits lead to adult health problems. Motivating children and teens to change their habits will be a challenge but needs to be done.

# ADOLESCENTS

In general, a person between the ages of 13 and 20 is considered an adolescent. Adolescence is a period of rapid growth that causes major changes. It tends to begin between the ages of 10 and 13 in girls and between 13 and 16 in boys. The growth rate may be 3 inches a year for girls and 4 inches for boys. Bones grow and gain density, muscle and fat tissue develop, and blood volume increases. Sexual maturity occurs. Boys' voices change, girls experience the onset of menses, and both may experience **acne.** Acne is not caused by specific foods but by overactivity of the sebaceous glands of the skin.

**acne**
pimples

These changes are obvious and have a tremendous effect on an adolescent's psychosocial development. No two individuals will develop in the same way. One girl may become heavier than she might like, another may be thin, a boy may not develop the muscle or the height he desires, and some may develop serious complexion problems. It can be a time of great joy, but it also can be a time when counseling is needed.

## Food Habits

Adolescents, especially boys, typically have enormous appetites. When good eating habits have been established during childhood and there is nutritious food available, the teenager's food habits should present no serious problem.

**peers**
people who are approximately one's own age

Adolescents are imitators, like children, but instead of imitating adults, adolescents prefer to imitate their **peers** and do what is popular. Unfortunately, the foods that are popular often have low nutrient density such as potato chips, sodas, and candy. These foods provide mainly carbohydrates and fats and very little protein, vitamins, and minerals, except for salt, which is usually provided in excess. Adolescents' eating habits can be seriously affected by busy schedules, part-time jobs, athletics, social activities, and the lack of an available adult to prepare nutritious food when adolescents are hungry or have time to eat.

When the adolescent's food habits need improvement, it is wise for the adult to tactfully inform her or him of nutritional needs and of the poor nutrition quality of the foods she or he is eating. The adolescent has a natural desire for independence and may resent being told what to do.

Before attempting to change an adolescent's food habits, carefully check her or his food choices for nutrient content. It is too easily assumed that because the adolescent chooses the food, the food is automatically a poor choice in regard to nutrient content. It might be a good choice. An adolescent who has a problem maintaining an appropriate weight may need some advice regarding diet.

## Calorie and Nutrient Needs

Because of adolescents' rapid growth, calorie requirements naturally increase. Boys' calorie requirements tend to be greater than girls' because boys are generally bigger, tend to be more physically active, and have more lean muscle mass than do girls.

### *In The Media*

**CALIFORNIA BANS SODA IN PUBLIC HIGH SCHOOLS**

California Governor Schwarzenegger signed legislation to ban carbonated soda in state high schools as part of an effort to stem obesity. The new law allows milk, drinks with at least 50% fruit or vegetable juice, and drinking water without sweetener. The ban began in 2007 and be in full effect by 2009. The ban is already in existence in the elementary schools. Another bill signed by the governor will boost spending on fruits and vegetables in school meals.

(Source: Adapted from MSNBC News/Health. Retrieved May 4, 2006.)

Except for vitamin D, nutrient needs increase dramatically at the onset of adolescence. Because of menstruation, girls have a greater need for iron than do boys. The DRIs for vitamin D, vitamin C, vitamin $B_{12}$, calcium, phosphorus, and iodine are the same for both sexes. The DRIs for the remaining nutrients are higher for boys than they are for girls.

## SPECIAL CONSIDERATIONS FOR THE ADOLESCENT RELATED TO NUTRITION CONCERNS

Adolescence is a stressful time for most young people. They are unexpectedly faced with numerous physical changes, an innate need for independence, increased work and extracurricular demands at school, in many cases jobs, and social and sexual pressures from their peers. For many teens, such stress can cause one or more of the following problems.

### Anorexia Nervosa

In general, adolescent boys in the United States are considered well nourished. Studies show, however, that girls sometimes have diets deficient in calories and protein, iron, calcium, vitamin A, or some of the B vitamins.

These deficiencies can be due to poor eating habits caused by concern about weight. A moderate concern about weight is understandable and possibly even beneficial, provided it does not cause diets to be deficient in essential nutrients or lead to a potentially fatal condition called anorexia nervosa.

Anorexia nervosa, commonly called *anorexia,* is a psychological disorder more common to women than men. It can begin as early as late childhood, but usually begins during the teen years or the early twenties. It causes the client to drastically reduce calories, causing altered metabolism, which results in hair loss, low blood pressure, weakness, **amenorrhea,** brain damage, and even death.

**amenorrhea**
the stoppage of the monthly menstrual flow

The causes of anorexia are unclear. Someone with this disorder (an anorexic) has an inordinate fear of being fat. Some anorexics have been overweight and have irrational fears of regaining lost weight. Some young women with demanding parents perceive this as their only means of control. Some may want to resemble slim fashion models and have a distorted body image, where they see themselves as fat even though they are extremely thin. Some fear growing up. Many are perfectionistic overachievers who want to control their body. It pleases them to deny themselves food when they are hungry.

These young women usually set a maximum weight for themselves and become an expert at "counting calories" to maintain their chosen weight. They also often exercise excessively to control or reduce their weight. If the weight declines too far, the anorexic will ultimately die.

Treatment requires the following:

1. Development of a strong and trusting relationship between the client and the health care professionals involved in the case.
2. That the client learn and accept that weight gain and a change in body contours are normal during adolescence.

**In The Media**

**EATING DISORDERS**

One or two out of every 100 students will have an eating disorder. The eating disorders are anorexia nervosa and bulimia nervosa. Binge eating disorder, body image disorder, and food phobias are being recognized more often. Binge eating disorder is similar to bulimia because a person binges on a regular basis but does not purge. Anorexia, bulimia, and binge eating disorders all involve unhealthy eating. All these disorders happen gradually, culminating in a person feeling no longer able to control them. Help should be sought immediately. Eating disorders involve both the mind and the body, and therapy will help one learn to like his or her body and to feel in charge again.

(Source: Adapted from Kidshealth, 2009, www.kidshealth.com.)

3. Nutritional therapy so the client will understand the need for both nutrients and calories and how best to obtain them.
4. Individual and family counseling so the problem is understood by everyone.
5. Close supervision by the health care professional.
6. Time and patience from all involved.

## Bulimia

Bulimia is a syndrome in which the client alternately binges and purges by inducing vomiting and using laxatives and diuretics to get rid of ingested food. Bulimics are said to fear that they cannot stop eating. They tend to be high achievers who are perfectionistic, obsessive, and depressed. They generally lack a strong sense of self and have a need to seem special. They know their binge–purge syndrome is abnormal but also fear being overweight. This condition is more common among women than men and can begin any time from the late teens into the thirties.

A bulimic usually binges on high-calorie foods such as cookies, ice cream, pastries, and other "forbidden" foods. The binge can take only a few moments or can run several hours—until there is no space for more food. It occurs when the person is alone. Bulimia can follow a period of excessive dieting, and stress usually increases the frequency of binges.

Bulimia is not usually life-threatening, but it can irritate the esophagus and cause electrolyte imbalances, malnutrition, dehydration, and dental caries.

Treatment usually includes limiting eating to mealtimes, portion control, and close supervision after meals to prevent self-induced vomiting. Diet therapy helps teach the client basic nutritional facts so that he or she will be more inclined to treat the body with respect. Psychological counseling will help the client to understand his or her fears about food. Group therapy also can be helpful.

Both bulimia and anorexia can be problems that will have to be confronted throughout the client's life.

### EXPLORING THE WEB

Search the Web for information related to anorexia and bulimia. What nutritional deficits do these disorders cause? What effects will these deficits have on the body? What are the signs and symptoms that would indicate the presence of these disorders? What resources are available for parents of children or young clients suffering from these disorders?

## Overweight

Being overweight during adolescence is particularly unfortunate because it is apt to diminish the individual's **self-esteem** and, consequently, can exclude her or him from the normal social life of the teen years, further diminishing self-esteem. Also, it tends to make the individual prone to overweight as an adult.

**self-esteem**
feelings of self-worth

Although numerous studies have been done, the cause of being overweight is difficult to determine. Heredity is believed to play a role. Just as one inherits height, color of hair, or artistic talents, it appears that one may inherit the tendency (or lack of it) to be overweight. Overfeeding during infancy and childhood also can be a contributing factor. Then, once a person is overweight, the overweight itself contributes further to the problem.

For example, if a teenager becomes the center of his classmates' jokes, he or she may prefer to spend time alone, perhaps watching television and finding comfort in food. This behavior adds more calories, reduces activity, and, thus, worsens the condition.

The problem of being overweight during adolescence is especially difficult to solve until the individual involved makes the independent decision to

change lifestyle habits. After making such a decision, the teenager should see a physician to ensure that his or her health is good. The health care provider can play an important role by offering guidance on changing eating habits, increasing exercise, and adopting a healthier lifestyle.

## Fast Foods

**fast foods**
restaurant food that is ready to serve before orders are taken

Many Americans have become extremely fond of **fast foods.** Many others are highly critical of their nutrient content. Examples of these foods—most of which are favorites of teenagers—include hamburgers, cheeseburgers, French fries, milkshakes, pizza, sodas, tacos, chili, fried chicken, and onion rings. Many fast-food companies have the nutrient content of their products available to help the public make better choices.

Generally speaking, fast foods are excessively high in fat and sodium, as well as calories, and contain only limited amounts of vitamins and minerals (other than sodium) and little fiber. In Table 13-2, the nutrient content of some varieties of fast foods are shown compared with the DRIs for a 16-year-old girl. This shows the potential for problems with a diet that regularly consists of these foods to the exclusion of others.

Nevertheless, these foods are more nutritious than sodas, cakes, and candy. When used with discretion in a balanced diet, they are not harmful. However, teens often use fast foods as a snack to hold them over until dinner, and this results in consumption of many extra calories.

## Alcohol

**fermentation**
changing of sugars and starches to alcohol

In a process called **fermentation,** sugars and starches can be changed to alcohol. Enzyme action causes this change. Alcohol is typically made from fruit, corn, rye, barley, rice, or potatoes. It provides 7 calories per gram but almost no nutrients.

Alcohol is a substance that can have serious side effects. Initially, it causes the drinker to feel "happy" because it lowers inhibitions. This feeling affects the drinker's judgment and can lead to accidents and crime. Ultimately, alcohol is a depressant; continued drinking leads to sleepiness, loss of consciousness, and, when too much is consumed in a short period, death.

**alcoholism**
chronic and excessive use of alcohol

Abuse (overuse) of alcohol is called **alcoholism.** Alcoholism can destroy the lives of families and devastate the drinker's nutritional status and thus health. It affects absorption and normal metabolism of glucose, fats, proteins, and vitamins. When thiamine and niacin cannot be absorbed, the cells cannot use glucose for energy. Blood cells, which depend on glucose for energy, are particularly affected. Over time, if alcohol abuse continues, fat will accumulate in the liver, leading to **cirrhosis.** Alcohol causes kidneys to excrete larger-than-normal amounts of water, resulting in an increased loss of minerals. In a poor nutritional state, the body is less able to fight off disease.

**cirrhosis**
generic term for liver disease characterized by cell loss

In addition, excessive, long-term drinking can cause high blood pressure and can damage the heart muscle. It is associated with cancer of the throat and the esophagus and can damage the reproductive system.

The risks to the drinker are obvious. When a pregnant or lactating woman drinks, however, she puts the fetus or the nursing infant at risk as well. Alcohol can lower birth weight and cause fetal alcohol syndrome or fetal alcohol effect, with related developmental disorders (see Chapter 11).

**Table 13-2** *Nutrient and Calorie Contents of Some Fast Foods Compared with DRIs for a 16-Year-Old Female*

| | WEIGHT (oz) | CALORIES | PROTEIN (g) | FAT (g) | CALCIUM (mg) | IRON (mg) | SODIUM (mg) | VITAMIN A (RE) | THIAMINE (mg) | RIBOFLAVIN (mg) | NIACIN (mg) | VITAMIN C (mg) |
|---|---|---|---|---|---|---|---|---|---|---|---|---|
| Hamburger | 3½ | 250 | 12 | 11 | 56 | 2.2 | 463 | 14 | 0.23 | 0.24 | 3.8 | 1 |
| French fries | 2 | 160 | 2 | 8 | 10 | 0.4 | 108 | 0 | 0.09 | 0.01 | 1.6 | 5 |
| Chocolate milkshake | 10 | 335 | 9 | 8 | 374 | 0.9 | 314 | 59 | 0.13 | 0.63 | 0.4 | 0 |
| Pizza | 4 | 300 | 15 | 9 | 220 | 1.6 | 700 | 106 | 0.34 | 0.29 | 4.2 | 2 |
| Soda | 12 | 160 | 0 | 0 | 11 | 0.2 | 18 | 0 | 0 | 0 | 0 | 0 |
| Doughnut | 2 | 210 | 3 | 12 | 22 | 1.0 | 192 | 5 | 0.12 | 0.12 | 1.1 | 0 |
| Potato chips | 2 | 315 | 3 | 21 | 15 | 0.6 | 300 | 0 | 0.09 | 0 | 2.4 | 24 |
| Chocolate bar with peanuts | 1½ | 225 | 6 | 16 | 75 | 0.6 | 30 | 12 | 1.0 | 1.0 | 2.1 | 0 |
| DRI/RDA for 16-year-old girl | | 2,200 | 44 | 73 | 1,200 | 15 | 500 | 800 | 1.1 | 1.3 | 15 | 60 |

Unfortunately, many teenagers ignore the dangers of alcohol and use it in an effort to appear adult. In addition to the damage to their own health and the accidents and the random acts of violence caused by their drinking, their behavior inspires younger children to emulate them. The health professional is in a good position to spread the message that alcohol is a substance and can cause severe economic and family problems, as well as addiction, disease, and death.

## Marijuana

Marijuana use continues to increase among teenagers. Marijuana increases appetite, especially for sweets. One marijuana cigarette is as harmful as four or five tobacco cigarettes because the marijuana smoke is held in the lungs for a longer period of time. As marijuana is smoked, the lungs absorb the fat-soluble active ingredient, delta-9-tetrahydrocannabinol (THC), and store it in the fat (Indiana Prevention Resource Center, 2003). Experts believe that the use of marijuana can lead to the use of other drugs such as cocaine. Common street names for marijuana include grass, weed, pot, and dope.

## Cocaine

Cocaine is highly addictive and extremely harmful. It causes restlessness, heightened self-confidence, euphoria, irritability, insomnia, depression, confusion, hallucinations, loss of appetite, and a tendency to withdraw from normal activities. Cocaine can cause cardiac irregularities, heart attacks, and cardiac arrests resulting in death. Weight loss is very common, mostly because it decreases appetite; addicts would give up food for the drug. The smokable form of cocaine is *crack*, which is more addictive than any other drug. It is estimated that half of all crimes against property committed in major cities are related to the use of crack cocaine and the addict's need for money to buy the drug.

## Tobacco

Cigarette smoking is addictive. Cigarette smoking by teenagers is very prevalent. Teenagers smoke to "be cool," to look older, because they think it will help them lose weight, or because of peer pressure. Smoking can influence appetite, nutrition status, and weight. Smokers need the DRI for vitamin C plus 35 mg because smoking alters the metabolism. Low intakes of vitamin C, vitamin A, beta-carotene, folate, and fiber are common in smokers. Smoking increases the risk of lung cancer and heart disease.

## Other Addictive Drugs

Methamphetamine is the most potent form of amphetamines. Amphetamines cause heart, breathing, and blood pressure rates to increase. The mouth is usually dry, and swallowing is difficult. Urination is also difficult. Appetite is depressed. The users' pupils are dilated, and reflexes speed up. As the drug wears off, feelings of fatigue or depression are experienced. Street names include crank, speed, crystal, meth, zip, and ice.

Inhalants are chemicals whose fumes are inhaled into the body and produce mind-altering effects. Some inhalants are gasoline, lighter fluid, tool-cleaning solvents, model airplane glue, typewriter correction fluid, and permanent ink in felt-tip pens. Inhalants are both physically and psychologically addictive. Individuals who inhale may risk depression and apathy, nosebleeds, headaches, eye pain, chronic fatigue, heart failure, loss of muscle control, and death.

**EXPLORING THE WEB**

Search for information regarding adolescents and drug use. Choose one particular drug and research the nutritional deficits that may occur with the use of this substance. What are the signs and symptoms that may indicate a child is using this substance? What resources are available to help the child stop using the drug?

## Nutrition for the Athlete

Good nutrition during the period of life when one is involved in athletics can prevent unnecessary wear and tear on the body as well as maintain the athlete in top physical form. The specific nutritional needs of the athlete are not numerous, but they are important. The athlete needs additional water, calories, thiamine, riboflavin, niacin, sodium, potassium, iron, and protein.

The body uses water to rid itself of excess heat through perspiration. This lost water must be regularly replaced during the activity to prevent dehydration. Plain water is the recommended liquid because it rehydrates the body more quickly than sweetened liquids or the drinks that contain electrolytes. The "electrolyte" drinks are useful to replenish fluids after an athletic event but not during one. Salt tablets are not recommended because despite the loss of salt and potassium through perspiration, the loss is not equal to the amount contained in the tablets. If there is an insufficient water intake, these salt tablets can increase the risk of dehydration.

The increase in calories depends on the activity and the length of time it is performed. The requirement could be double the normal, up to 6,000 calories per day. Because carbohydrates, not protein, are used for energy, the normal diet proportions of 50% to 55% carbohydrate, 30% fat, and 10% to 15% protein are advised.

There is an increased need for B vitamins because they are necessary for energy metabolism. They are provided in the breads, cereals, fruits, and vegetables needed to bring the calorie count to the total required. Some extra protein is used during training, when muscle mass and blood volume are increasing. This amount is included in the DRI for age and is provided in the normal diet. Protein needs are not increased by physical activity. In fact, excess protein can cause increased urine production, which can lead to dehydration.

The minerals sodium and potassium are needed in larger amounts because of loss through perspiration. This amount of sodium can usually be replaced just by salting food to taste, and orange juice or bananas can provide the extra potassium.

A sufficient supply of iron is important to the athlete, particularly to the female athlete. Iron-rich foods eaten with vitamin C–rich foods should provide sufficient iron. The onset of menstruation can be delayed by the heavy physical activity of the young female athlete, and amenorrhea may occur in those already menstruating.

When weight is a concern of the athlete, such as with wrestlers, care should be taken that the individual does not become dehydrated by refusing liquids in an effort to "make weight" for the class.

When weight must be added, the athlete will need an additional 2,500 calories to develop 1 pound of muscle mass. The additional foods eaten to reach

this amount of calories should contain the normal proportion of nutrients. A high-fat diet should be avoided because it increases the potential for heart disease. Athletes should reduce calories when training ends.

In general, the athlete should select foods using MyPyramid. The pregame meal should be eaten 3 hours before the event and should consist primarily of carbohydrates and small amounts of protein and fat. Concentrated sugar foods are not advisable because they may cause extra water to collect in the intestines, creating gas and possibly diarrhea.

**glycogen loading (carboloading)**
process in which the muscle store of glycogen is maximized; also called carboloading

**Glycogen loading (carboloading)** is sometimes used for long activities. To increase muscle stores of glycogen, the athlete begins 6 days before the events. For 3 days, the athlete eats a diet consisting of only 10% carbohydrate and mostly protein and fat as she or he performs heavy exercise. This depletes the current store of glycogen. The next 3 days, the diet is 70% carbohydrate, and the exercise is very light so that the muscles become loaded with glycogen. This practice may cause an abnormal heartbeat and some weight gain.

Currently, it is recommended that the athlete exercise heavily and eat carbohydrates as desired. Then, during the week before the competition, exercise should be reduced. On the day before competition, the athlete should eat a high-carbohydrate diet and rest.

After the event, the athlete may prefer to drink fruit juices until relaxed and then satisfy the appetite with sandwiches or a full meal. Many athletes will use "power drinks" or "energy drinks," which are not any better than soda and contain mostly sugar and empty calories.

There are no magic potions or diet supplements that will increase an athlete's prowess, as may be touted by health food faddists. *Steroid* drugs should not be used to build muscles (Figure 13-6). They can affect the fat content of the blood, damage the liver, change the reproductive system, and even alter facial appearance. Good diet, good health habits, and practice combined with innate talent remain the essentials for athletic success.

***Figure 13-6*** *Building muscles requires using them—NOT steroid drugs.*

## CONSIDERATIONS FOR THE HEALTH CARE PROFESSIONAL

The health care professional who works with young children may encounter poor appetites and eating habits in her or his clients. Compounding this problem will be the anxiety of the clients' parents. They will understandably be concerned about their children's appetites and physical conditions. The health care professional can be most helpful to all concerned by exhibiting patience and understanding and by listening to parents and client.

The problems of adolescent clients, perhaps particularly those with disordered eating, can be especially challenging. For example, telling an anorexic client to eat could be counterproductive. Health care professionals working with such clients should consult with the client's psychological counselor. Parents of clients with disordered eating must be included in both nutritional and family counseling.

## SUMMARY

Children's nutritional needs vary as they grow and develop. The rate of growth slows between the ages of 1 and 10, and the child's calorie requirement per pound of body weight slows accordingly. However, nutrient needs gradually increase during these years. During adolescence, growth is rapid, and nutritional and calorie requirements increase substantially. Anorexia nervosa, bulimia, and obesity are problems of weight control that can occur during adolescence. Fast foods are acceptable when used with discretion in a balanced diet. Alcohol can be a serious problem for adolescents, and it is essential that adolescents understand its potential dangers. The nutritional needs of athletes are similar to those of nonathletes except for increased needs for calories, B vitamins, sodium, potassium, and iron.

## DISCUSSION TOPICS

1. Discuss how parents' anxieties about children's food habits may affect those habits.
2. In what ways does being overweight affect an adolescent's self-esteem?
3. Why can it be especially difficult for a parent to influence her or his adolescent's attitudes about food?
4. Discuss the nutrient content of some fast foods. Explain why they can be useful additions to the diet and also why they should not be used exclusively.
5. What could result if a 30-year-old lawyer continued to eat as he did as a 17-year-old football player?
6. Describe anorexia nervosa. Ask if anyone in the class knows anyone who has suffered from it. Ask that individual for descriptions of the person's attitude, physical condition, possible causes, and today's condition.
7. Discuss how snack foods can affect one's overall nutrition.
8. Describe a "typical" bulimic client. What role does stress often play in bulimia? Why do bulimics often binge on cakes, cookies, and ice cream? How does bulimia upset one's electrolyte balance? How does it irritate the esophagus? How can it cause dental caries? What could happen in uncontrolled bulimia?

## SUGGESTED ACTIVITIES

1. List your favorite snack foods. List nutritious snack foods. Check the calorie values of these foods and compare lists for nutrition and taste. Discuss possible improvements in your list of favorite snacks.
2. Plan a talk for fourth-grade students on the importance of good food habits. Begin with an outline and develop it into a narrative that 9-year-old children will understand. If possible, ask permission of a fourth-grade teacher to deliver this talk to the class.

3. Role-play a situation in which your younger sister, who is considerably overweight, has just asked you how she can lose weight. Ask her why she wants to lose weight, how much weight she wants to lose, if she is willing to change her eating habits for the rest of her life, what her favorite foods are, when she eats, the amounts she eats, where she eats, and with whom she eats.
4. Invite a registered dietitian to speak to the class on any or all of the following: carbohydrate loading, fast foods, anorexia nervosa, bulimia, overweight in adolescence.
5. Invite a counselor who specializes in adolescent eating disorders to speak to the class.
6. Hold a panel discussion on alcohol and drugs. Assign the following topics to individual class members. They should prepare themselves by doing outside research before the panel discussion.

   What is alcohol?
   What are some commonly abused drugs?
   Why do people use alcohol or drugs?
   How do alcohol and drugs affect the human body?
   How can alcohol and drug abuse affect one's nutritional status?
   What are the dangers of drinking or using drugs during pregnancy?

# REVIEW

Access StudyWARE CD for more review activities

Multiple choice. Select the *letter* that precedes the best answer.

1. Anorexia nervosa
   a. is characterized by binges and purges
   b. causes severe acne
   c. is a psychological disorder
   d. typically causes overweight
2. A child's eating habits
   a. can reflect his or her desire to assert self
   b. seldom change after the child reaches the age of 1 year
   c. usually improve when parents force the child to try new foods
   d. have no relation to the child's growth rate
3. Children's appetites
   a. vary
   b. are static
   c. are irrelevant to their nutritional status
   d. are entirely dependent on the size of the child
4. Of the following foods, children are most apt to prefer
   a. carrot-zucchini casserole
   b. creamed carrots with peas
   c. raw carrot sticks
   d. carrot and pineapple gelatin salad
5. A psychological disorder that causes people to drastically and chronically reduce caloric content of their food is called
   a. bulimia
   b. amenorrhea
   c. anorexia nervosa
   d. metabolic psychosis
6. Children's iron requirement is high because iron is needed for
   a. healthy bones and teeth
   b. fighting infections
   c. prevention of night blindness
   d. carrying oxygen
7. As a child grows, his or her calorie requirement per pound of body weight
   a. remains unchanged
   b. increases
   c. becomes less
   d. doubles each year
8. Meatloaf is a good source of
   a. protein
   b. vitamin C
   c. calcium
   d. all of the above and more
9. Low-nutrient-dense foods provide
   a. carbohydrate and fat
   b. proteins, minerals, and vitamins
   c. no calories
   d. fiber
10. Although adolescent boys usually need more calories than adolescent girls, the girls usually need more
    a. protein
    b. vitamin C
    c. iron
    d. vitamin D

StudyWARE

# CASE IN POINT

## MEGAN: IDENTIFYING ANOREXIA NERVOSA

Megan is an active 12-year-old Caucasian girl. She loves to play hard and is an avid reader. She has been growing like a weed and seems to have just the right amount of love and caring from her family. She is proud to be "almost as tall as her grandmother." She is 5 feet tall and weighs 70 pounds. Megan can wear some of her summer shorts from 3 years ago. They may be short, but they fit her waist and hips.

When Megan sat down to a meal with her family, she would eat slowly and oftentimes not finish her meals, saying she was too full. Her grandmother noticed, at mealtime, that her dad would make sure her little sister ate well, but when telling Megan to finish her meal, her mother would step in and say, "If she isn't hungry, don't force her."

Megan oftentimes complains of bone pain. Her parents call it growing pains, and there is a history of severe arthritis in her family. Megan's complexion is very pale. After school Megan comes home and eats a piece of fruit and then says she is not hungry at mealtime. Once when at her grandmother's house, Megan said she was hungry but was not going to allow herself to eat. Her grandmother informed her parents of this right away. Since that statement, both parents and the grandmother are watching Megan's eating habits.

### ASSESSMENT

1. What objective information do you have about Megan?
2. What subjective information do you have about Megan?
3. Which psychological issues are having an effect on Megan's understanding of proper nutrition?
4. What are the psychological needs of preteens?
5. What would lead you to believe Megan may be having appearance issues?

### DIAGNOSIS

6. Complete the following statement: Megan's imbalanced nutrition is secondary to _____.
7. What signs of anorexia nervosa does Megan exhibit?

### PLAN/GOAL

8. What is the major nutritional goal for Megan?
9. What is the priority for Megan's physical development?

### IMPLEMENTATION

10. What should Megan and her mother be taught about good nutrition?
11. What needs to be taught about anorexia nervosa? Who else needs this information?
12. Would a counselor be of assistance to Megan and her mother?
13. What can be done to prevent anorexia nervosa in her sister? Does anorexia nervosa have an age limit?

### EVALUATION/OUTCOME CRITERIA

14. What criteria could be used to demonstrate that her anorexia nervosa was under control?
15. Can anorexia nervosa be cured?

### THINKING FURTHER

16. How can parents, teachers, and coaches help the young preteens who have eating disorders?
17. Will Megan's younger sister be at risk for anorexia nervosa?

### RATE THIS PLATE

Megan is at the age for growth spurts for girls. She has grown tall, but her calories have been taken up with growing tall and not increasing her fat stores. Megan is also active and burns up calories. She is tiny and probably has a small stomach. She may have made the comment about not eating, since fruit after school fills her up and she decided to wait for dinner. She needs nutrient-dense foods. Rate the plate.

**Chicken thigh**
**Mashed potatoes**
**Broccoli**
**Chocolate pudding**
**Lemonade**

Are any of these foods nutrient-dense? If so, which one(s)? If any of these is not, how could the food be made nutrient-dense?

# CASE IN POINT

StudyWARE

## MADISON: ESTABLISHING HEALTHY PRETEEN EATING HABITS

Madison is a 10-year-old African American girl. She loves playing the piano and composing her own music. She is an avid computer whiz, taking after her father. She has designed all the family birthday cards and loves playing video games. When she comes home from school, she has a sweet snack, finishes her homework, and goes straight to the piano to practice. She spends hours at the keyboard, and by mealtime she says she is hungry. Madison is 48 inches tall and weighs 98 pounds. Knowing that the family has a tendency to be heavier, her mother, Amy, is concerned about Madison's weight; Amy has been on and off Weight Watchers program for 15 years. Amy feels Madison should have more physical activity and needs to stop snacking on cupcakes and sweets. Madison is due for a preschool checkup. Amy is planning to ask the doctor for help with Madison's weight.

### ASSESSMENT

1. What objective data do you have about Madison?
2. Using Figure 13-4, what percentile weight and height is Madison for a 10-year-old girl?
3. How do diet, activity, heredity, and family lifestyle impact her current weight?
4. How significant is this problem?

### DIAGNOSIS

5. Complete the following diagnostic statement: Imbalanced nutrition: more than body requirements related to _____ .
6. Complete the following diagnostic statement: Deficient knowledge related to _____ .

### PLAN/GOAL

7. State two reasonable, measurable goals for Madison.
8. What referral might be helpful for Madison?

### IMPLEMENTATION

9. What information does the dietitian need to know to help Madison?
10. Who needs to be involved in the plan for it to be successful?
11. What are the two big changes that need to occur to help Madison stop gaining weight?
12. What strategies could you suggest so Madison would be successful but have fun in the process?
13. How can playing outdoors with friends be helpful?
14. How can her family help?

### EVALUATION/OUTCOME CRITERIA

15. How often should Madison be weighed?
16. What outcome is reasonable in 3 months? In 6 months?

### THINKING FURTHER

17. Why is it important to intervene with Madison's weight now? What are the future consequences of a lifetime of being overweight? Why is this a community health issue in America now?
18. What would the internet be able to provide?
19. Check out National School lunch menus at http://www.schoolmenu.com.

### RATE THIS PLATE

On Madison's plate is:

**4 oz chicken breast**
**1 cup mashed potatoes**
**Biscuit with 1 tsp butter**
**1/2 cup green beans**
**1 cup 2% milk**

How would you rate this plate? Check the serving sizes in Table 13-1.




KEY TERMS StudyWARE

calorie requirements
energy imbalance
lean muscle mass
nutrient requirements

# DIET DURING YOUNG AND MIDDLE ADULTHOOD

## OBJECTIVES

After studying this chapter, you should be able to:

- Identify the nutritional needs of young adults and the middle-aged
- Explain sensible, long-range weight control for this age-group
- Discuss the importance of exercise in weight control
- Discuss diet-related diseases that can be prevented by good nutrition at this age: osteoporosis, heart disease, diabetes

Adulthood can be broadly divided into three periods: young, middle, and late adulthood. The first two periods will be discussed in this chapter. Late adulthood is discussed in Chapter 15.

Young adulthood is a time of excitement and exploration. The age range runs from about 18 to 40 years of age. Individuals are alive with plans, desires, and energy as they begin searching for and finding their places in the mainstream of adult life. They appear to have boundless energy for both social and professional activities. They are often interested in exercise for its own sake and may participate in athletic events as well.

The middle period ranges from about 40 to 65 years of age. This is a time when the physical activities of young adulthood typically begin to decrease, resulting in lowered caloric requirement for most individuals. Table 14-1 can

**Table 14-1** ***Equations to Estimate Energy Requirement***

**Infants and Young Children**

Estimated Energy Requirement (kcal/day) = Total Energy Expenditure + Energy Deposition

| | |
|---|---|
| 0–3 months | EER[a] = (89 × weight [kg] − 100) + 175 |
| 4–6 months | EER = (89 × weight [kg] − 100) + 56 |
| 7–12 months | EER = (89 × weight [kg] − 100) + 22 |
| 13–35 months | EER = (89 × weight [kg] − 100) + 20 |

**Children and Adolescents 3–18 Years**

Estimated Energy Requirement (kcal/day) = Total Energy Expenditure + Energy Deposition

| | |
|---|---|
| **Boys** | |
| 3–8 years | EER = 88.5 − (61.9 × age [y]) + PA[b] × [(26.7 × weight [kg])] + (903 × height [m])] + 20 |
| 9–18 years | EER = 88.5 − (61.9 × age [y]) + PA × [(26.7 × weight [kg])] + (903 × height [m])] + 25 |
| **Girs** | |
| 3–8 years | EER = 135.3 − (30.8 × age [y]) + PA × [(10.0 × weight [kg])] + (934 × height [m])] + 20 |
| 9–18 years | EER = 135.3 − (30.8 × age [y]) + PA × [(10.0 × weight [kg])] + (934 × height [m])] + 25 |

**Adults 19 Years and Older**

Estimated Energy Requirement (kcal/day) = Total Energy Expenditure

| | |
|---|---|
| **Men** | EER = 662 − (9.53 × age [y]) + PA × [(15.91 × weight [kg])] + (539.6 × height [m])] |
| **Women** | EER = 354 − (6.91 × age [y]) + PA × [(9.36 × weight [kg])] + (726 × height [m])] |

**Pregnancy**

Estimated Energy Requirement (kcal/day) = Nonpregnant EER + Pregnancy Energy Deposition

| | |
|---|---|
| 1st trimester | EER = Nonpregnant EER + 0 |
| 2nd trimester | EER = Nonpregnant EER + 340 |
| 3rd trimester | EER = Nonpregnant EER + 452 |

**Lactation**

Estimated Energy Requirement (kcal/day) = Nonpregnant EER + Milk Energy Output − Weight Loss

| | |
|---|---|
| 0–6 months postpartum | EER = Nonpregnant EER + 500 − 170 |
| 7–12 months postpartum | EER = Nonpregnant EER + 400 − 0 |

Note: These equations provide an estimate of energy requirement. Relative body weight (i.e., loss, stabe, gain) is the preferred indicator of energy adequacy.

[a]**EER** = Estimated Energy Requirement.

[b]**PA** = Physical Activity Coefficient (see Table 2).

Source: Reprinted with permission from *Dietary Reference Intakes: The Essential Guide to Nutrient Requirements* © 2006 by the National Academy of Sciences, Courtesy of the National Academies Press, Washington, D.C.

help individuals estimate energy (calorie) requirements. During these years, people seldom have young children to supervise, and the strenuous physical labor of some occupations may be delegated to younger people. Middle-aged people may tire more easily than they did when they were younger. Therefore,

they may not get as much exercise as they did in earlier years. Because appetite and food intake may not decrease, there is a common tendency toward weight gain during this period.

During young to middle adulthood, the beginnings of osteoporosis may also be evident. A diet rich in calcium, vitamin D, and fluoride is thought to help prevent osteoporosis.

The onset of rheumatoid arthritis (RA) usually occurs between the ages of 30 to 50 and will affect approximately 1% of the population (2.1 million), women outnumbering men three to one. RA affects the wrists, joints of the fingers other than those closest to the fingernail, hips, knees, ankles, elbows, shoulders, and necks. Although researchers have determined that diet changes have no effect on rheumatoid arthritis, it is still important to maintain a healthy diet that includes adequate calcium and protein. A multiple vitamin containing vitamin D and a calcium supplement should be taken daily. Omega-3 fatty acids have been helpful in reducing inflammation, but a physician should be consulted before taking this supplement.

## NUTRITIONAL REQUIREMENTS

Growth is usually complete by the age of 25. Consequently, except during pregnancy and lactation, the essential nutrients are needed only to maintain and repair body tissue and to produce energy. During these years, the **nutrient requirements** of healthy adults change very little.

**nutrient requirements**
amounts of specific nutrient needed by the body

The iron requirement for women throughout the childbearing years remains higher than that for men. Extra iron is needed to replace blood loss during menstruation and to help build both the infant's and the extra maternal blood needed during pregnancy. After menopause, this requirement for women matches that of men.

Protein needs for healthy adults are thought to be 0.8 gram per kilogram of body weight. To determine the specific amount, one must divide the weight in pounds by 2.2 to obtain the weight in kilograms and then multiply the weight in kilograms by 0.8.

The current requirement for calcium for adults from 19 to 50 is 1,000 mg, and for vitamin D, 5 μg. Both calcium and vitamin D are essential for strong bones, and both are found in milk. Bone loss begins slowly, at about the age of 35 to 40, and can lead to osteoporosis later. Therefore, it is wise for young people, especially women, who are more prone to osteoporosis than men, to consume foods that provide more than the requirements for these two nutrients. Three glasses of milk a day nearly fulfill the requirement for each of these nutrients. Increasing this amount could prevent osteoporosis. Fat-free milk or foods made from fat-free milk should be consumed to limit the amount of fat in the diet.

## CALORIE REQUIREMENTS

**Calorie requirements** begin to diminish after the age of 25, as basal metabolism rates decrease (Table 14-2). After 25 years, a person will gain weight if the total calories are not reduced according to actual need, which will be determined by activity, BMI (REE), and amount of **lean muscle mass.** Those who are more active will require more calories than those who are less active.

**calorie requirements**
numbers of calories required daily to meet energy needs

**lean muscle mass**
percentage of muscle tissue

**Table 14-2** ***Median Weights and Heights and Recommended Daily Energy Intake for Adults***

| CATEGORY | AGE (YEARS) OR CONDITION | WEIGHT (kg) | WEIGHT (lb) | HEIGHT (cm) | HEIGHT (in) | REE (calories/day) | AVERAGE ENERGY ALLOWANCE CALORIES Multiples of REE | per kg | per day |
|---|---|---|---|---|---|---|---|---|---|
| Males | 19–24 | 72 | 160 | 177 | 70 | 1,780 | 1.67 | 40 | 2,900 |
| | 25–50 | 79 | 174 | 176 | 70 | 1,800 | 1.60 | 37 | 2,900 |
| | 51+ | 77 | 170 | 173 | 68 | 1,530 | 1.50 | 30 | 2,300 |
| Females | 19–24 | 58 | 128 | 164 | 65 | 1,350 | 1.60 | 38 | 2,200 |
| | 25–50 | 63 | 138 | 163 | 64 | 1,380 | 1.55 | 36 | 2,200 |
| | 51+ | 65 | 143 | 160 | 63 | 1,280 | 1.50 | 30 | 1,900 |

Reprinted with permission from the National Academy of Sciences. Copyright 2001 National Academy Press, Washington, D.C.

**SUPERSIZE USA**

Pizza is probably the food most consumed by young and middle-aged adults. Especially popular is the buffet—all the salad and pizza, pasta, cinnamon sugar pizza strips, and dessert pizza you can eat. Wow, what a feast! Let's see how much can be eaten in one sitting. That is the way that most people approach a buffet. This is how we as Americans have supersized ourselves. How should a buffet be handled?

Tune in on hunger upon arrival—how hungry are you? Head for the salad bar first, and choose vegetables, ignoring the cheese, eggs, pasta, bacon bits, seeds, and regular dressing. Having a vegetable salad will help fill you almost up; so will having a glass of water or milk before the meal. At this point, tune in to "full." Are you full yet? If not, then the pizza buffet awaits. Choose one slice of a pizza topped with vegetables (mushrooms, peppers) over a pizza topped with sausage or pepperoni. Walk back to your seat. Eat slowly and enjoy. Ask yourself again, are you still hungry? If you're comfortable, then it's time to stop eating. The pizza will be there the next time you want it. Some adults can eat two to three times their caloric needs in one sweep of the pizza buffet, so instead of piling on the food at the first pass and feeling compelled to clear your plate, choose smaller portions and walk back up to the buffet if you are still hungry. How do you handle pizza buffets?

## SPECIAL CONSIDERATIONS RELATED TO NUTRITION CONCERNS

It is especially important to maintain good eating habits during young and middle adulthood. Women, who may be concerned about weight, cost of food, or time, can easily develop nutrient deficiencies. For example, a woman who settles for a piece of pie at lunchtime while her husband eats a hamburger and salad is being very foolish. If she continues to eat like this, she will jeopardize her health.

A hamburger can have 250 to 400 calories. The salad will contain less than 50 calories without dressing, and the dressing could be limited to 1 tablespoon, or approximately 100 calories, for a total intake of about 400 to

550 calories. Pies average 100 calories per 1-inch slice. Most slices are about 3½ inches. A scoop of ice cream on the pie would bring the total to at least another 100 calories.

Although the calorie intakes of the husband and wife would be comparable, the nutrient intakes would differ. The wife's would be inadequate. If the woman is of childbearing age and plans to have children, she or her children could suffer from such habits.

In general, people today are concerned about nutrition and want to limit fats, cholesterol, sugar, salt, and calories and increase fiber. Many know the sources of these items; others do not. Unfortunately, both groups tend to select their food because of convenience and flavor rather than nutritional content. It is easier to drive through a fast-food restaurant or heat a prepared frozen dinner in the microwave and complete the meal with ice cream than it is to shop for individual food items, cook them, and wash up after the meal. Consequently, many people ingest more fats, sugar, salt, and high-calorie foods and less fiber and other nutrients than they should.

## WEIGHT CONTROL

Weight control is one of the top concerns of U.S. adults. Whether for reasons of vanity, health, or both, most people are interested in controlling their weight. It is advisable because overweight can introduce health problems. Cases of diabetes mellitus, metabolic syndrome, and hypertension are more numerous among the overweight than among those of normal weight. Overweight individuals are poor risks for surgery, and their lives are generally shorter than are those of people who are not overweight. They are prone to social and emotional problems because overweight and obesity can reduce self-esteem.

The causes of overweight are not always known, but the most common cause appears to be **energy imbalance.** In other words, if one is overweight, chances are that more calories have been taken in than were needed for energy.

**energy imbalance**
eating either too much or too little for the amount of energy expended

An intake of 3,500 calories more than the body needs for maintenance and activities will result in a weight gain of 1 pound. An individual who overeats by only 200 calories a day can gain 20 pounds in 1 year. Obviously, when nutrient requirements remain static but calorie requirements decrease, people must select their foods carefully to fulfill their nutrient requirements (Table 14-3). Genetics and, rarely, a hypothyroid condition, can also contribute to overweight.

Individuals who are overweight simply because of energy imbalance can solve the problem by eating less and increasing physical exercise. Exercise will increase the number of calories burned. However, unless the exercise is sufficient to burn more calories than the ingested food contains, exercise alone will not solve the problem. By far the most effective method of weight loss is increased exercise combined with reduced calories. This will help tone the muscles as excess fat is lost. Exercise may also increase lean muscle mass in such a way that weight loss will not be necessarily significant; in this case, a decrease in clothing size may be a better indicator of fat loss.

When weight reduction is to be undertaken, the client should confirm with his or her physician that he or she is in good health. Then, with the help of a registered dietitian, a healthy eating plan should be developed that will fit the dieter's lifestyle. A healthy eating plan is easiest to follow when it is based

## In The Media

**GOOD FOR THE HEART = GOOD FOR THE HEAD**

Eating a low-fat diet high in antioxidants, maintaining a normal weight, exercising regularly, not smoking, and not drinking excessively during adulthood have been shown to delay or prevent Alzheimer's disease. Maintaining social connections and keeping the brain active with lifetime learning will also help to protect against Alzheimer's disease. Nearly half of those that live past the age of 85 will develop this devastating disease. Protection and prevention are essential.

(Source: Adapted from Brody, 2005.)

## EXPLORING THE WEB

Search the Web for information related to diet and disease or disorders. What conditions are directly affected by diet? Can these conditions be prevented by changing one's nutritional status? How can this be done? What resources are available for individuals experiencing a nutrition-related disorder?

**Table 14-3** *2,000-Calorie Daily Menu*

| | | |
|---|---|---|
| **BREAKFAST** | | |
| ½ cup orange juice | 50 calories | |
| 1 cup dry cereal | 100 | |
| ½ cup fat-free milk | 43 | |
| 2 tsp sugar | 35 | |
| 2 slices toast | 150 | |
| ½ Tbsp margarine | 50 | |
| 1 cup black coffee | 0 | 428 calories |
| | 428 | |
| **LUNCH** | | |
| Roast beef sandwich: | | |
| 3 oz roast beef | 200 | |
| 2 slices toast | 150 | |
| 1 Tbsp mayonnaise | 100 | |
| lettuce | 10 | |
| 1 cup fat-free milk | 85 | |
| 1 orange | 75 | 620 calories |
| | 620 | |
| **DINNER** | | |
| 2 oz broiled fish | 150 | |
| 1 baked potato | 100 | |
| 1½ Tbsp margarine | 150 | |
| ½ cup green peas | 50 | |
| tossed salad with 1 Tbsp dressing | 150 | |
| 1 cup fat-free milk | 86 | |
| ¾ cup ice cream | 200 | |
| 1 oatmeal cookie | 100 | 986 calories |
| | 986 | 2,034 |

on MyPyramid. This plan will aid the dieter in obtaining needed nutrients, will help change previously unsatisfactory eating habits, and will allow him or her to adapt, and thus enjoy, home, party, or restaurant meals. For additional information about weight loss diets, see Chapter 16.

## CONSIDERATIONS FOR THE HEALTH CARE PROFESSIONAL

The young and middle years of life are busy. Most people feel they have too many things to do and too little time to accomplish them. Most have families, jobs, and social obligations and, thus, more responsibilities.

## SUPERSIZE USA

"French fries are a staple in my diet! I love French fries, and I understand that they are the most consumed vegetable in the USA. I don't doubt that, because I do my share of consuming; it is so easy to drive through and get dinner. Supersize those fries—of course! I sometimes wonder if I should vary my vegetable intake, but isn't a potato good for you? It has vitamins, fiber (more if they are fries with the skin left on), and minerals. I have noticed that my weight has increased each year since high school graduation. I recently had my first lipid profile run, and the doctor said that the numbers were too high, except the HDL, which was too low. That started me thinking—since French fries are my vegetable of choice, could there be anything bad for me in them? How are they cooked? Are they high in sodium? What kind of carbohydrates do they contain? Do potatoes have any substances that could be detrimental to my health?"

French fries may be cooked in hydrogenated or partially hydrogenated fat that contains trans-fatty acids, which are as detrimental to the body as saturated fats (fats that are solid at room temperature). Unless ordered otherwise, French fries are salted by the employee in the fast-food restaurant without measuring the quantity of salt. Potatoes are starchy vegetables because they have a high content of carbohydrates and calories. French fries also contain a chemical called acrylamide, which is known to cause cancer in laboratory rats and mice. Weight gain after graduation from high school can lead to overweight and obesity, which has been shown as a leading factor in diseases such as heart disease and type 2 diabetes.

## SUMMARY

Although calorie requirements diminish after the age of 25, most nutrient requirements do not. Consequently, food must be selected with increasing care as one ages to ensure that nutrient requirements are met without exceeding the calorie requirement.

Overweight can cause health problems. If it is caused by energy imbalance, a program of weight loss, which includes exercise, should be undertaken. The diet should be based on MyPyramid, and eating habits should be taught so that the lost weight will not be regained later.

## DISCUSSION TOPICS

1. Why do calorie requirements tend to diminish after the age of 25? Why do nutrient requirements not diminish at the same time?
2. How can only an extra 200 calories a day result in overweight?
3. Why does a 40-year-old carpenter require more calories than a 40-year-old architect?
4. Why are middle-aged adults more inclined to overweight than young adults?

5. Why is 35-year-old Vera putting on weight even though she doesn't eat any more than she did as a 17-year-old cheerleader?
6. What are the health and psychological consequences of overweight?

## SUGGESTED ACTIVITIES

1. Keep a food diary for a day and check off each food under MyPyramid headings, as shown in the form below.

| | Fat/ Sweet | Dairy | Meats | Veg. | Fruit | Bread/ Cereal |
|---|---|---|---|---|---|---|
| Recommended no. of servings a day | Use sparingly | 2–3 | 2–3 | 3–5 | 2–4 | 6–11 |
| Breakfast | | | | | | |
| Lunch | | | | | | |
| Dinner | | | | | | |
| Total | | | | | | |

   a. Total the entries in the vertical columns. Which columns have the highest totals?
   b. Discuss the shortages or excesses and the possible dangers of each.
   c. Discuss realistic ways of improving your diet.
   d. Repeat this exercise in a week. Evaluate for improvements.

## REVIEW

Access StudyWARE CD for more review activities

Multiple choice. Select the *letter* that precedes the best answer.

1. The number of calories one needs each day is called one's
   a. nutrient requirement
   b. calorie intake
   c. calorie requirement
   d. nutritional requirement
2. Overweight during middle age is often due to
   a. obesity
   b. hypertension
   c. adipose tissue
   d. energy imbalance
3. The measure of energy in foods eaten is one's
   a. calorie requirement
   b. calorie intake
   c. nutrient requirement
   d. energy imbalance
4. Because of menstruation and pregnancy during the young and middle years, women have a greater need than men for
   a. proteins
   b. B vitamins
   c. iodine
   d. iron
5. Calorie requirements
   a. increase with age
   b. decrease with age
   c. remain unchanged throughout adult life
   d. none of the above
6. To lose 1 pound of weight, one must reduce calorie intake by
   a. 1,000 calories
   b. 800 calories
   c. 3,500 calories
   d. none of the above
7. Daily protein needs of adults are thought to be
   a. 0.5 gram per kilogram of body weight
   b. 0.8 gram per kilogram of body weight
   c. 10 grams per kilogram of body weight
   d. 8 mg per day regardless of body weight
8. Exercise
   a. is more important to men than to women
   b. has no effect on muscles after the age of 40
   c. eliminates the need for postmenopausal women to drink milk
   d. helps to burn calories as it tones the muscles
9. Nutrient requirements during adult life generally
   a. increase with age
   b. decrease with age
   c. change very little
   d. none of the above
10. Women's calorie requirements as compared with men's are generally
   b. lower
   a. higher
   c. the same
   d. none of the above

StudyWARE

# CASE IN POINT

## ANATOLI: LOSING WEIGHT AT 38

Anatoli was a 38-year-old man originally from Romania. He has been working for 10 to 12 hours a day, 5 to 6 days a week, for 20 years. He has worked for General Motors and has decided to return to school to get a degree in engineering. His wife and daughters support his decision 100% because they know how hard Anatoli has worked. Before returning to school as a full-time student, Anatoli has decided to drop about 25 pounds of unwanted fat. Since high school he had developed bad eating habits, making many trips to the fast-food restaurants, and had lost interest in anything physical. He has 3 months before school starts, and he hopes to develop healthier eating habits.

### ASSESSMENT

1. What do you know about Anatoli?
2. What value has he acted on for 20 years?
3. What values does he want to act on in the future?
4. What do you suspect Anatoli had been eating?
5. Suppose Anatoli is 6 feet 2 inches tall and weighs 235 pounds. What is his ideal weight?

### DIAGNOSIS

6. What are possible causes of Anatoli's weight problem?
7. What education is needed to help Anatoli lose weight?

### PLAN/GOAL

8. What is a reasonable goal for weight loss for Anatoli before he starts school? Assume a loss of 1 to 2 pounds per week.

### IMPLEMENTATION

9. What are the two most important changes that Anatoli needs to make to lose weight?
10. How could a 24-hour food diary help?
11. What does he need to do about exercise?
12. How can his family help?
13. How can strategies like packing his lunch help?
14. Would he be more successful losing weight alone or in a group?

### EVALUATION/OUTCOME CRITERIA

15. One month after starting the above plan, what changes will be in place?
16. If the plan is successful, what changes will Anatoli report in 3 months?

### THINKING FURTHER

17. Even though Anatoli's short-term goal is to lose weight, how could he maintain his new habits so he won't regain the weight?
18. Why is it important to control excess weight in middle age?
19. To stay at his ideal weight, what does he need to adjust with age according to Table 14-2?

### RATE THIS PLATE

Anatoli has decided to change his eating habits to shed some unwanted weight. Anatoli has chosen the following for lunch at a restaurant with his family:

**2 4-oz grilled tarragon chicken breasts**
**Steamed broccoli**
**1 cup rice pilaf**
**Trip to the salad bar—his plate includes the following:**
- **Lettuce**
- **Spinach**
- **Chopped eggs**
- **Onions**
- **Chopped ham**
- **Carrots**
- **Mushrooms**
- **Celery**
- **Sunflower seeds**
- **Cottage cheese**
- **Potato salad**
- **2 ladles blue cheese dressing, about 4 Tbsp**

# CASE IN POINT

StudyWARE

## SUEATA: KEEPING AN EYE ON WEIGHT

Sueata was a 35-year-old Indian woman and mother of four boys. The youngest boy was in school, and she was looking forward to a little time to herself. She was used to being busy all day doing laundry, running errands, making meals, and chauffeuring the boys to their after-school sports. She would miss her afternoons with her youngest, James. They played one-on-one basketball, kickball, and soccer until the older boys were out of school. Meals were always light and simple at Sueata's house. Lots of salads, vegetables, and cold baked chicken were the order of the day, so that all the boys could eat with their different schedules. Within a month, Sueata had settled into a new routine of doing crafts and cooking hot meals. She finally had the opportunity to do some "girl" things, as she called them, and she loved it. She also took great pride in having a hot meal on the table and even served dessert. She had lunch out with her friends and invited neighbors and friends over for casual dinners. She was thoroughly enjoying herself, except for one thing. Within 3 months, she had gained 8 pounds. She let it slide. When that figure was up to 15 pounds, Sueata decided she had better do something about it.

### ASSESSMENT

1. What information do you have about Sueata's activity and eating habits?
2. How did Sueata's habits change after James was in school?
3. How has the change affected her?
4. How long should Sueata expect to take to lose the 15 pounds she gained?

### DIAGNOSIS

5. Write a diagnosis for Sueata's alteration in nutrition.
6. Write a diagnosis for Sueata's activity-level change.

### PLAN/GOAL

7. What is a reasonable, measurable goal for Sueata's weight loss?

### IMPLEMENTATION

8. List some strategies that match Sueata's new priorities.
9. What can the boys do to help her lose weight?
10. How can she enjoy her new routine without gaining weight?
11. How can the Web site Shape Up America!, www.shapeup.org, be helpful to Sueata?

### EVALUATION/OUTCOME CRITERIA

12. What criteria would Sueata use to determine the success of the plan?
13. What is the safe, reasonable weight loss in the first month? In 3 months?

### THINKING FURTHER

14. How can she maintain weight control for the rest of her life?

### RATE THIS PLATE

Sueata had been very active and has since changed her lifestyle, and not for the better. Sueata loved her new freedom and lifestyle except for the weight gain. She prepared the following meal. Rate the plate.

**Baked chicken and rice (made with cream of chicken soup)**
**Sautéed mixed fresh vegetables in butter**
**Homemade rolls and butter**
**Peach cobbler**

Is this meal conducive to weight loss? If not, how would you change it to make it more weight loss friendly? What else should Sueata add to her daily routine to lose those 15 pounds?




KEY TERMS StudyWARE

arthritis
dentition
estrogen
food faddists
geriatrics
gerontology
occlusions
periodontal disease
physiological
skeletal system

# DIET DURING LATE ADULTHOOD

## OBJECTIVES

After studying this chapter, you should be able to:

- Explain the nutritional and calorie needs of people 65 and over
- Explain the development of given chronic diseases
- Identify physiological, economic, and psychosocial problems that can affect an older adult's nutrition

Currently, the fastest-growing age group in the United States is that of people age 85 and older. The average life expectancy in this country is now 81 years for women and 76 years for men (National Center for Health Statistics, 2008). It is expected that by the year 2030 there will be 65 million people in the United States 80 years and older. Consequently, **gerontology,** the study of aging, is of increasing importance.

The rate of aging varies. Each person is affected by heredity, emotional and physical stress, and nutrition. Research continues to reveal more about the causes of aging and the role of nutrition in the aging process.

## THE EFFECTS OF AGING

As people age, **physiological,** psychosocial, and economic changes occur that affect nutrition.

**gerontology**
the study of aging

**physiological**
relating to bodily functions

**dentition**
arrangement, type, and number of teeth

## Physiological Changes

The body's functions slow with age, and the ability of the body to replace worn cells is reduced. The metabolic rate slows; bones become less dense; lean muscle mass is reduced; eyes do not focus on nearby objects as they once did, and some grow cloudy from cataracts; poor **dentition** is common; the heart and kidneys become less efficient; and hearing, taste, and smell are less acute. If poor nutrition has been chronic, the immune system may be compromised.

Osteoarthritis and its debilitating effects are of great concern to the elderly. Arthritis can limit the ability to perform activities of daily living (ADLs). The role that diet plays in arthritis has been of increasing interest to researchers. Excessive weight, certain vitamin deficiencies, and the type of diet being followed may influence some types of arthritis. Eating a healthy, well-balanced diet that includes the "5 a day" fruits and vegetables, along with grain products, and sugar and salt in moderation, may be beneficial for arthritis sufferers. Your physician or dietitian may also recommend taking a multiple vitamin daily.

There appears to be no direct connection between a specific kind of food and a specific symptom of arthritis. Neither is there a special diet that is consistently beneficial for arthritis sufferers; however, the best advice is to eat a healthy diet that includes a variety of foods and to exercise.

Digestion is affected because the secretion of hydrochloric acid and enzymes is diminished. This in turn decreases the intrinsic factor synthesis, which leads to a deficiency of vitamin $B_{12}$. The tone of the intestines is reduced, and the result may be constipation or, in some cases, diarrhea.

## Psychosocial Changes

Feelings do not decrease with age. In fact, psychosocial problems can increase as one grows older. Age does not diminish the desire to feel useful and appreciated and loved by family and friends. Retirement years may not be "golden" if one suffers a loss of self-esteem from feelings of uselessness. Grief over the loss of a spouse or close friend, combined with the resulting loneliness, can be devastating. Physical disabilities that develop in the senior years and prevent one from going out independently can destroy a social life. Becoming a fifth wheel in a grown child's home or a resident of a nursing home can lead to severe depression. Problems such as these can diminish a person's appetite and ability to shop and cook.

## Economic Changes

Retirement typically results in decreased income. Unless one has carefully prepared for it, this can affect one's quality of life by reducing social activities, adding worry about meeting bills, and causing one to select a less than healthy diet by choosing foods on the basis of cost rather than nutrient content.

## Sidestepping Potential Problems

Healthy eating habits throughout life, an exercise program suited to one's age, and social activities that please can prevent or delay physical deterioration and psychological depression during the senior years. The benefits can be said to be

circular. The first two contribute largely to one's physical condition, and social activities can prevent or diminish depression, which, if unchecked, can also depress appetite. They give purpose to the day, joy to the heart, and zest to the appetite. Whenever an elderly person is depressed, the patient's nutrition and lifestyle should be carefully reviewed.

Food–drug interactions must be monitored closely in the elderly. Frequently, specific foods will prevent, decrease, or enhance the absorption of a particular drug. Dairy products should not be consumed within 2 hours of taking the antibiotic tetracycline, or it will not be absorbed. A person taking a blood clot–reducing drug such as coumadin or warfarin (often called blood thinners) needs to consume vitamin K–rich food in moderation since vitamin K counteracts blood thinners. Even vitamin supplements can cause interactions. The antioxidant vitamins are not to be taken with blood clot–reducing medications because they also have a tendency to thin the blood.

Drug–drug interactions as well as food–drug interactions can contribute to decreased nutritional status. These interactions could affect appetite as well as absorption of nutrients from the food eaten. Careful monitoring is recommended. (See Appendix E.)

**EXPLORING THE WEB**

Visit the National Institute on Aging's Web site at www.niapublications.org for guidelines on good nutrition throughout life. What are some of the challenges and concerns facing older adults in relation to healthy eating?

## NUTRITIONAL REQUIREMENTS

Although the nutritional needs of growth disappear with age, the normal nutritional needs for maintaining a constant state of good health remain throughout life. Good nutrition can speed recovery from illness, surgery, or broken bones and generally can improve the spirits and the quality, and even the length, of life.

**SUPERSIZE USA**

Eating out is my favorite thing to do, especially for breakfast. Actually, I could have breakfast three times a day, if possible. The last time I went out, I ordered two eggs, over medium, home fries with onions, sausage patty, and raisin toast. What I received was three eggs (standard serving at this restaurant), two patties of sausage, approximately a half pound of potatoes with one-eighth cup of onions, and one Texas-size slice of raisin toast. The restaurant had *supersized* my breakfast without even asking me. I was with a friend, and as we talked, I continued to eat; and eventually with enough talking, I finished everything on the plate. Was I that hungry—*no.* What could I have done, had I known beforehand that the servings were so huge, to eliminate being tempted to eat too much? What questions should I have asked my waitress before ordering? In such instances, how should I manage the rest of the day in terms of eating?

I could have insisted that the waitress bring me just what I ordered.
I could have asked for a carryout container and put the extra food in it.
It would have been wise to question my waitress about serving sizes and cooking methods.
In such instances, the rest of the day I should eat very lightly. I could have a salad for lunch and then have a light dinner. And I need to listen closely to my hunger and full signals the rest of the day.

Despite the physical changes the body undergoes after the age of 51 or so, only a few of the DRIs, and AIs for people in that age category, are less than those for younger people.

The protein requirement remains at the average 50 grams per day for women and 63 grams for men. This is based on the estimated need of 0.8 gram per kilogram of body weight. After age 65, it may be advisable to increase one's daily protein intake to 1.0 gram per kilogram of body weight. In general, vitamin requirements do not change after the age of 51, except for a slight decrease in the DRIs for thiamine, riboflavin, and niacin. The need for these three vitamins depends largely on the calorie intake, and calorie requirement is reduced after the age of 51. The need for iron is decreased after age 51 in women because of menopause.

The calorie requirement decreases approximately 1% to 2% a decade because metabolism slows and activity is reduced. If the calorie intake is not reduced, weight will increase. This additional weight would increase the work of the heart and put increased stress on the **skeletal system.** It is important that the calorie requirement not be exceeded and just as important that the nutrient requirements be fulfilled to maintain good nutritional status. An exercise plan appropriate for one's age and health can be helpful in burning excess calories and toning and strengthening the muscles.

**skeletal system**
body's bone structure

## FOOD HABITS

If the established food habits of the older person are poor, such habits will undoubtedly have been a long time in the making. These habits will not be easy to change. Poor food habits that begin during old age can also present problems. Decreased income during retirement, lack of transportation, physical disability, and inadequate cooking facilities may cause difficulties in food selection and preparation. Anorexia caused by grief, loneliness, boredom, depression, or difficulty in chewing can decrease food consumption. Dementia and Alzheimer's may cause the elderly to think they have eaten when they may not have.

Studies indicate that many senior citizens consume diets deficient in protein; vitamins C, D, $B_6$, $B_{12}$, and folate; and the minerals calcium, zinc, iron, and sometimes calories.

An elderly client's diet plan should be based on MyPyramid and the nutrients should be checked against the DRIs and AIs. Older persons' needs can vary considerably, depending on their conditions, so each person should be examined by a physician to determine specific requirements. If the client consumes less that 1,500 calories a day, a multivitamin-mineral supplement is recommended.

Variety and nutrient-dense foods should be encouraged, as should water. Water is important to help prevent constipation, to maintain urinary volume, to prevent dehydration, and to prevent urinary tract infections (UTIs). When there is serious protein and calorie malnutrition (PEM), the reason may be economic or psychosocial. Elderly people who have long hospital stays can develop PEM in the hospital. They may dislike the food, drugs may dull the appetite, and they may be lonely and depressed. Sometimes poor or missing

teeth can make eating protein foods difficult (Figure 15-1). In such cases, protein-rich supplements can be used.

If overweight is a problem, it may be caused by overeating, lack of exercise, drugs, or alcohol.

Any adjustment in food habits will require great tact, and plans for changes must be based on the individual's total situation.

***Figure 15-1*** *Older adults may have health problems that affect their ability to feed themselves.*

## FOOD FADS

Some older people are consciously or unconsciously searching for eternal life, if not youth. Consequently, they are frequently susceptible to the claims of **food faddists** who seek to profit from their ignorance. Senior citizens spend money on unnecessary vitamins, minerals, and special honey, molasses, bread, milk, and other foods that may be guaranteed by the salesperson to prevent or cure various diseases. This money could be much more effectively used on ordinary foods from MyPyramid that would cost considerably less.

**food faddists**
people who have certain beliefs about particular foods or diets

## APPROPRIATE DIETS

The diets of older adults should be planned around MyPyramid (Table 15-1). When special health problems exist, the normal diet should be adapted to meet individual needs (see Section 3, Medical Nutrition Therapy).

The federal government provides the states with funds to serve hot meals at noon in senior centers across the country. These senior centers become social clubs and are immensely beneficial to the elderly. They provide companionship in addition to nutritious food. Frequently the noon meal at "the center" becomes the focal point of an older person's day.

The federal government also provides transportation for those who are otherwise unable to reach the senior center for the meal. When individuals are completely homebound, arrangements can be made for the meals to be delivered to their homes. Some communities have Meals-on-Wheels projects. Participating people pay according to ability. In addition, food stamps are available and can sometimes be used for the Meals-on-Wheels programs.

### EXPLORING THE WEB

Search the Web for information on food fads. What makes the elderly vulnerable to food fads? Are these types of diets and fads geared toward the elderly population? Why? What advice would you provide to an elderly client inquiring about one of these fads?

### *In The Media*

**AS OBESITY EPIDEMIC PEAKS, OUR GRANDPARENTS ARE STARVING TO DEATH**

Our preoccupation is on obesity, but our attention needs to be focused on any intentional and unintentional weight loss in the elderly, which can result in premature disability and death. Weight loss in the elderly should send up a red flag about health problems. According to the National Health and Nutrition Examination Survey, 16% of Americans over the age of 65 eat less than 1,000 calories per day, putting them at severe risk of malnutrition. The less the elderly eat, the less they are able to eat. When they develop a disease such as COPD or cancer or suffer a hip fracture, they are set up for anorexia, emaciation, and malnutrition. Decreased food intake must be taken seriously before they enter the downward spiral to death.

(Source: Adapted from Saint Louis University newsletter, *Aging Successfully*, 2004.)

**Table 15-1** *2,200-Calorie Daily Menu*

| | | |
|---|---|---|
| **BREAKFAST** | | |
| ½ cup orange juice | 50 calories | |
| 1 cup dry cereal | 100 | |
| ½ cup fat-free milk | 43 | |
| 2 tsp sugar | 35 | |
| 2 slices whole-grain bread, toasted | 150 | |
| ½ Tbsp margarine | 50 | |
| 1 Tbsp jelly | 50 | |
| 1 cup black coffee | 0 | 478 calories |
| | 478 | |
| **LUNCH** | | |
| ¾ cup macaroni and cheese | 300 | |
| 1 tomato, sliced | 25 | |
| ½ cup green beans | 25 | |
| 1 cup fat-free milk | 85 | |
| ⅔ cup custard | 200 | 635 calories |
| | 635 | |
| **DINNER** | | |
| ½ cup pineapple juice | 75 | |
| 3 oz broiled hamburger | 240 | |
| ½ cup rice | 100 | |
| ½ cup shredded lettuce | 10 | |
| 1 Tbsp salad dressing | 75 | |
| 1 cup fat-free milk | 85 | |
| Fresh fruit | 100 | 685 calories |
| | 685 | |
| **SNACKS** | | |
| 1 banana | 100 | |
| 5 dried prunes | 100 | |
| 2 oatmeal cookies | 200 | 400 calories |
| | 400 | 2,198 |

## SPECIAL CONSIDERATIONS FOR THE CHRONICALLY ILL OLDER ADULT

It is estimated that 85% of people over 65 have one or more chronic diseases or physical problems. Examples include osteoporosis, arthritis, cataracts, cancer, diabetes mellitus, hypertension, heart disease, and periodontal disease. The branch of medicine that is involved with diseases of older adults is called **geriatrics.**

**geriatrics**
the branch of medicine involved with diseases of the elderly

## Osteoporosis

Osteoporosis is a condition in which the amount of calcium in bones is reduced, making them porous. It is estimated that 28 million older adults have osteoporosis, and 80% of these are women. A bone density scan can be done with a special X-ray to determine if one has osteoporosis. It is typically unnoticed at its onset, which occurs at approximately age 45, and it may not be noticed at all until a fracture occurs. One of its symptoms is a gradual reduction in height.

Doctors are not certain of its cause. It is thought that years of a sedentary life coupled with a diet deficient in calcium, vitamin D, and fluoride contribute to it, as does **estrogen** loss, which occurs after menopause. Physicians are recommending estrogen replacement therapy (ERT) to help prevent osteoporosis. Some doctors are also advising clients to consume 1,500 mg of calcium, which would require the daily consumption of over 1 quart of milk or its equivalent. Calcium tablets, preferably calcium carbonate, could be used instead, but the client would also require supplementary vitamin D if sunshine were unavailable year-round or if the client were homebound. A diet with sufficient calcium and vitamin D plus an appropriate exercise program begun early in the adult years is thought to help prevent this disease.

**estrogen**
hormone secreted by the ovaries

Another possible cause of osteoporosis may be a diet containing excessive amounts of phosphorus, which can speed bone loss. It is known that Americans are ingesting increasing amounts of phosphorus. Sodas and processed foods contain phosphorus, and their consumption is increasing as milk consumption is decreasing in the United States. Some believe that **periodontal disease** may be a harbinger of osteoporosis. Periodontal disease is characterized by bone loss in the jaw, which can lead to loosened teeth and infection in the gums.

**periodontal disease**
disease of the mouth and gums

### SPOTLIGHT on Life Cycle

The National Institutes of Health report the following statistics relating to osteoporosis:

- Osteoporosis is a major public health threat for 28 million Americans, 80% of whom are women.
- In the United States today, 10 million individuals already have osteoporosis, and 18 million more have low bone mass, placing them at increased risk for this disease.
- One of out every two women and one in eight men over 50 will have an osteoporosis-related fracture in their lifetime.
- More than 2 million American men suffer from osteoporosis, and millions more are at risk. Each year, 80,000 men suffer a hip fracture, and one-third of these men die within a year.
- Osteoporosis can strike at any age.
- Osteoporosis is responsible for more than 1.5 million fractures annually, including approximately 300,000 hip fractures, 700,000 vertebral fractures, 250,000 wrist fractures, and more than 300,000 fractures at other sites.
- Estimated national direct expenditures (hospitals and nursing homes) for osteoporosis and related fractures are $14 billion each year.
- Individuals over age 50 consume 1,200 mg of calcium per day.

(Source: National Institute of Arthritis and Musculoskeletal and Skin Diseases, 2009.)

## Arthritis

**arthritis**
chronic disease involving the joints

**Arthritis** is a disease that causes the joints to become painful and stiff. It results in structural changes in the cartilage of the joints. A client with arthritis should be especially careful to avoid overweight because the extra weight adds stress to joints that are already painful. If the client is overweight, a weight reduction program should be instituted.

The regular use of aspirin by these clients may cause slight bleeding in the stomach lining and subsequent anemia, so their diets may require additional iron. Arthritis can greatly complicate a client's life because it may partially or completely immobilize the client so much that shopping, moving around, and cooking become difficult.

Aspirin and other anti-inflammatory drugs do help relieve the pain of arthritis, but there is as yet no cure. Clients should be well informed of this to prevent them from wasting their money on so-called miracle cures recommended by health food faddists or quacks.

## Cancer

Research about the role of nutrition in cancer development continues. The American Cancer Society has indicated that diets consistently high in fat or low in fiber and vitamin A may contribute to cancer (see Chapter 21).

## Diabetes Mellitus

Diabetes mellitus is a chronic disease. It develops when the body does not produce sufficient amounts of insulin or does not use it effectively for normal carbohydrate metabolism. Diet is very important in the treatment of diabetes. Chapter 17 discusses this treatment in detail.

## Hypertension

Hypertension, or high blood pressure, can lead to strokes. It is associated with diets high in salt or possibly low in calcium. Most Americans ingest from two to six times the amount of salt needed each day. It is thought that the earlier a person reduces salt intake, the better that person's chances of avoiding hypertension, particularly if there is a family history of it. Hypertension is discussed in detail in Chapter 18.

## Heart Disease

**occlusions**
blockages

Heart attack and stroke are the major causes of death in the United States. They occur when arteries become blocked (occluded), preventing the normal passage of blood. These **occlusions** (blockages) are caused by blood clots that form and are unable to pass through an unnaturally narrowed artery. Arteries are narrowed by plaque, a fatty substance containing cholesterol that accumulates in the walls of the artery. This condition is called atherosclerosis. It is believed that excessive cholesterol and saturated fats in the diet over many

A

B

***Figure 15-2*** *Celebrating one's eightieth birthday (A) is as much fun as celebrating one's eighth (B) when health is good.*

years contribute to this condition. The therapeutic diet appropriate for atherosclerosis is discussed in Chapter 18.

## Effects of Nutrition

Current research about the role of nutrition in preventing or relieving these chronic diseases continues. The effects of nutrition are cumulative over many years. The effects of a lifetime of poor eating habits cannot be cured overnight. When diets have been poor for a long time, prevention of these chronic diseases may not be possible. It may be possible, however, to use nutrition to help stabilize the condition of a client who has one of these diseases. The prevention of many of the diseases of the elderly should begin in one's youth (Figure 15-2).

**EXPLORING THE WEB**

Search the Web for information on exercises that are appropriate for the elderly. What information can you find? Create a list of references of safe and effective exercises for the elderly. What benefits can these exercises bring to the elderly client? If an elderly client is active, what effect does that have on his or her nutritional needs?

# CONSIDERATIONS FOR THE HEALTH CARE PROFESSIONAL

It is essential that the health care professional remember that each client is an individual with individual needs. It is easy for someone working exclusively with geriatric clients to group them together, but doing so diminishes the quality of the care they receive and adds to their unhappiness. The 80-year-old client is just as pleased to see a smile on the face of a nurse as is an 18-year-old client. The 70-year-old overweight arthritic client deserves as much help with a weight loss program as the 45-year-old client. The 85-year-old client suffering from senility still enjoys a bright hello and a gentle pat on the back. People's feelings must never be forgotten. The incapacitation that can accompany old age is a terrible indignity, and these clients deserve special care.

## SUMMARY

The elderly are becoming an increasingly large segment of the U.S. population, and their nutritional needs are of growing concern. It is becoming apparent that many of the chronic diseases of the elderly could be delayed or avoided by maintaining good nutrition throughout life. Most nutrient requirements do not decrease with age, but calorie requirements do. When food habits of senior citizens must be changed, adjustments require great tact and patience on the part of the dietitian. Older people are easily attracted to food fads that promise good health and prolonged life.

## DISCUSSION TOPICS

1. Why does the iron requirement usually diminish for women after the age of 50?
2. Why might elderly people suffer from anorexia?
3. How might arthritis affect one's eating habits?
4. In what ways can emotional stress affect eating habits? What kinds of emotional stress do the elderly sometimes suffer?
5. Why are older people inclined to believe food faddists' stories?
6. What is osteoporosis?
7. Why do calorie requirements diminish as people age?

## SUGGESTED ACTIVITIES

1. Arrange a talk on nutrition for senior citizens at a congregate meal site.
2. If possible, visit a nursing home at mealtime. Write your evaluation of the food and a description of client reactions to it and to you, the visitor.
3. Describe an appropriate response to your 65-year-old aunt, who has just become captivated by a salesperson in a local health food store and has announced that she is buying a 6-month supply of vinegar-honey tablets that are guaranteed to prevent arthritis.

## REVIEW

Access StudyWARE CD for more review activities

Multiple choice. Select the *letter* that precedes the best answer.

1. Gerontology is of increasing interest because it is
   a. the branch of medicine involved with diseases of older people
   b. the study of nutrition
   c. hoped that experimentation in this field will explain the causes of aging
   d. the study of heart disease
2. After the age of 51, nutrient requirements generally
   a. increase c. remain unchanged
   b. decrease d. none of the above
3. After the age of 51, calorie requirements generally
   a. increase c. remain unchanged
   b. decrease d. none of the above
4. The iron requirement for women after the age of approximately 51 generally
   a. increases c. remains unchanged
   b. decreases d. none of the above
5. As the metabolic rate slows with age,
   a. the calorie requirement is increased
   b. the calorie requirement is decreased
   c. there is a decreased need for vitamins A, D, and K
   d. cataracts can develop
6. Osteoporosis is a disease that causes
   a. poor appetite
   b. a reduction in the number of red blood cells
   c. joints to become painful and stiff
   d. bones to become porous
7. Arthritis is a disease that causes
   a. poor appetite
   b. a reduction in the number of red blood cells
   c. joints to become painful and stiff
   d. bones to become porous
8. Hypertension is related to diets high in
   a. cholesterol c. calcium
   b. vitamin D d. salt
9. Diets high in cholesterol content are thought to contribute to
   a. diabetes mellitus c. heart disease
   b. hypertension d. cataracts

StudyWARE

# CASE IN POINT

## CHESTER: TREATING BONE DENSITY LOSS

Chester and Mildred have been married for 54 years. They have enjoyed retirement in their Florida home. Since their forties, they have tried to eat right, exercise, and be proactive about their health. Since Mildred had her hysterectomy, Chester has made sure she takes her progesterone. Mildred has been concerned about Chester recently because he cracked a molar and had to have a replacement. When the dentist saw the X-rays, he commented that Chester had lost some bone density in his jaw. The dentist also noticed that two of Chester's teeth were loose. Chester told Mildred that the dentist gave him a questionnaire to fill out with questions like "Have you noticed a loss of height?"

### ASSESSMENT

1. What do you know about Chester's health?
2. What did the dentist suspect about Chester?
3. How significant is this problem?
4. How common is this problem in the elderly?

### DIAGNOSIS

5. Write a diagnosis for Chester's alteration in health maintenance and its cause.
6. Write a diagnosis for Chester's deficient knowledge and the type of education he needs.

### PLAN/GOAL

7. What needs to change in Chester's diet?

### IMPLEMENTATION

8. What additions or alterations in Chester's diet would prevent further osteoporosis? What are the best sources of calcium?
9. What information does Chester need to make this change?
10. Who can help him learn?
11. Why doesn't Mildred show any of these signs?
12. How can regular exercise help?
13. How could information from the Web site of the National Osteoporosis Foundation, www.nof.org, help Chester?

### EVALUATION/OUTCOME CRITERIA

14. In 6 months, when the dentist examines Chester again, what will Chester report?
15. How long will it take before the dentist can measure an improvement on an X-ray?

### THINKING FURTHER

16. How could a DEXA scan help measure improvement?
17. How could alendronate (Fosamax) help?
18. Why is it important to intervene with a person at any age who suffers from osteoporosis?
19. How can you use this lesson in other situations?

### RATE THIS PLATE

Chester's problem has been first noticed by his dentist. He needs to get a DEXA scan to determine whether he has osteopenia or osteoporosis. Even though Chester has eaten "right" since his forties, it was too late then to lay down bone density. That should have happened prior to his thirties. He hasn't drunk much milk after age 40 because it caused flatulence (gas), and that was embarrassing. Rate the plate.

**Homemade potato soup**

**Crackers**

**Peanut butter**

**Fresh pear**

**Water with lemon**

Will this meal give Chester a serving of calcium? How many milligrams of calcium is considered a serving? What changes, if any, could be made to this meal to add needed calcium?

# CASE IN POINT

StudyWARE

## WALTER: MAINTAINING HEALTH IN ADVANCED AGE

Walter is a 97-year-old man living in a home with his only son, Mel. Walter was married at 23 to Evie, whom he dearly loved. Walter and Evie had a good life, and they were prosperous. Walter was a CPA for a large company. Evie was a stay-at-home mom who did everything for Mel and Walter. When Mel's marriage failed, he moved back home. He had an upstairs apartment in the family's large home. After 40 years of marriage, Evie had a cerebral hemorrhage and died. This left Walter and Mel devastated. They were lost without Evie. Walter had never had to cook or clean or do laundry. Mel learned to cook and take care of his dad. Walter kept active; he rode a stationary bike every day for 30 minutes. He attributes his good health to drinking good beer and being German. Walter was very active in the community and at 85 volunteered at the local senior citizens' center preparing taxes during the tax season.

Mel started to notice that at 93 his dad was sleeping longer and becoming forgetful. Mel would make lunch for his dad before leaving for work, and Walter often forgot to look for lunch in the refrigerator. Walter would become morbid about his will and what Mel was to do about the house after his death. He would make Mel go over every document of his estate planning to make sure he understood. Mel noticed that at 96 his dad was not taking care of his physical self, not bathing or brushing his teeth. He would sit for hours in front of the TV with his eyes closed. Or after breakfast he would go back to bed and stay in bed all day. Mel became concerned because he saw his father becoming more emaciated and more confused. Walter complained of many different pains, so much so that Mel stopped listening. Mel noticed that his dad had some red sores around his mouth and took his dad to the doctor.

### ASSESSMENT

1. What do you know about Walter and his health?
2. What do you know is a barrier in Walter's life to maintaining health?
3. What nutrients are missing from Walter's diet? Why are they missing?
4. How significant is the problem? What are the long-term consequences of the problem?

### DIAGNOSIS

5. Complete the following statement. Imbalanced nutrition: less than body requirements related to _____ .
6. What nutrition education does Mel need to help Walter?

### PLAN/GOAL

7. What are your goals for Walter's diet?

### IMPLEMENTATION

8. Identify how each of the following resources can help Walter solve this problem and prevent further problems.
   a. His son Mel
   b. His grandchildren
   c. His church
   d. Local agencies
9. What are the sources of vitamins C, D, $B_6$, $B_{12}$, and folate?
10. How can the NP help?

### EVALUATION/OUTCOME CRITERIA

11. At Walter's next NP appointment, what changes would the NP expect to note? What would the NP expect Mel to report?

### THINKING FURTHER

12. Why it is so important in older persons to assure there is a balance between nutrition, medication, and chronic illness?
13. How can you use this lesson in other situations?

## RATE THIS PLATE

Some of Walter's lack of energy could be directly related to not eating. Let's see if we entice Walter to eat this lunch.

**2 oz. cheddar cheese, sliced**

**6 crackers**

**1/2 blueberries**

**1/2 cup strawberries**

**1 container of vanilla pudding**

What do you think of Mel's choices for his father's lunch? Are the choices good or does any food need to be changed or added? Which food could help the red sores at the corner of the mouth that Walter is experiencing? Rate the plate.

# Section Three

# MEDICAL NUTRITION THERAPY




# DIET AND WEIGHT CONTROL

## KEY TERMS

StudyWARE

amphetamines
appetite
crash diets
diabetes mellitus
fad diets
fat cell theory
gastric bypass
hunger
hyperthyroidism
hypothyroidism
metabolic
morbid
normal weight
overweight
phenylpropanolamine
plateau period
set-point theory
stomach banding
underweight
yo-yo effect

## OBJECTIVES

After studying this chapter, you should be able to:

- Discuss the causes and dangers of overweight
- Discuss the causes and dangers of underweight
- Identify foods suitable for high-calorie diets and those suitable for low-calorie diets

One needs to understand some commonly used terms before discussing weight control. The term *normal weight* can mean average, desired, or standard. **Normal weight** is that which is appropriate for the maintenance of good health for a particular individual at a particular time. The following is a simple method of determining one's ideal body weight. It is known as the "rule of thumb" method.

1. Males assume 106 pounds for the first 5 feet (60 inches) and add 6 pounds for each inch over 60.
2. Females assume 100 pounds for the first 5 feet (60 inches) and add 5 pounds for each inch over 60.
3. Large-boned individuals of both sexes *increase* the first sum by 10%.
4. Small-boned individuals of both sexes *decrease* the first sum by 10%.

This method is quick, but one must remember that it is only an estimate.

**Overweight** can be defined as weight 10% to 20% above average. Obesity can be defined as excessive body fat, with weight 20% above average. **Underweight** is weight 10% to 15% below average.

**normal weight**
average weight for size and age

**overweight**
weight 10%–20% above average

**underweight**
weight 10%–15% below average

**metabolic**
based on metabolism

The medical standard used to define obesity is the body mass index (BMI). It is used to determine whether a person is at health risk from excess weight. The BMI is obtained by dividing weight in kilograms by height in meters squared. Fewer health risks are associated with a BMI range of 19 to 25 than with BMI above or below that range. A BMI between 25 and 30 indicates overweight, whereas a BMI over 30 indicates obesity. Table 16-1 presents a range of BMIs using English units, so one needn't do the metric conversion.

The *distribution* of fat is another indicator of possible health problems. Fat in the abdominal cavity (*visceral fat*) has been shown to be associated with a greater risk for hypertension; coronary heart disease; type 2 diabetes; and certain types of cancer than has fat in the thigh, buttocks, and hip area. A pear-shaped body has a lower risk for disease than does the apple-shaped body. A waist-to-hip ratio also can give an indication of risk. This is determined by dividing the waist measurement by the hip measurement. A ratio greater than 1.0 in men and 0.8 in women indicates risk for the same diseases as given above. There also appears to be an increased risk of **metabolic** complications for men with a waist circumference of 40 inches and women with a waist circumference of 35 inches, according to the American Heart Association.

Body weight is composed of fluids, organs, fat, muscle, and bones, so large variation exists among people. In addition to height, one needs to consider age, physical condition, heredity, gender, and general frame size (small, medium, or large) in determining desired weight. For example, a 6-foot 2-inch man with a 44-inch chest, 36-inch-long arms, and 8½-inch wrists will weigh more than a 6-foot 2-inch man with a 40-inch chest, 35-inch-long arms, and 7½-inch wrists because he has more body tissue. Table 16-2 gives lists of acceptable weights according to age, sex, and height for adults that reflect realistic weight goals.

Some people can weigh more than is indicated on Table 16-2 and still be in good physical condition. Professional football players, because of the amount of lean muscle mass they develop, are examples. However, when they retire and reduce their physical activity, that same muscle can change to fat. If their weights remain the same, they then will be considered overfat because the proportion of fat will have become too high. Some can weigh what Table 16-2 indicates they should weigh and yet be overfat because too great a percentage of the weight is made up of fat.

Body fat is measured with a caliper. Using a caliper correctly requires practice and skill. Because the fat under the skin on the stomach and on the upper arm is representative of the percentage of overall body fat, it is usually measured when knowledge of the percentage of body fat is required. If it is more than 1½ inches, one is considered overweight. If it is under ½ inch, one is considered underweight (Figure 16-1).

***Figure 16-1*** *A caliper measures skinfold thickness.*

A moderate amount of fat is a necessary component of the body. It protects organs from injury and acts as insulation. The final determination of desirable weight depends on common sense.

## OVERWEIGHT AND OBESITY

Obesity and overweight have become epidemic. Sixty-four percent of Americans are overweight or obese. Data from the National Center for Health Statistics show that 73% of adults 20 years old and older are overweight or

## *Table 16-1* *Body Mass Index*

### ARE YOU AT A HEALTHY WEIGHT?

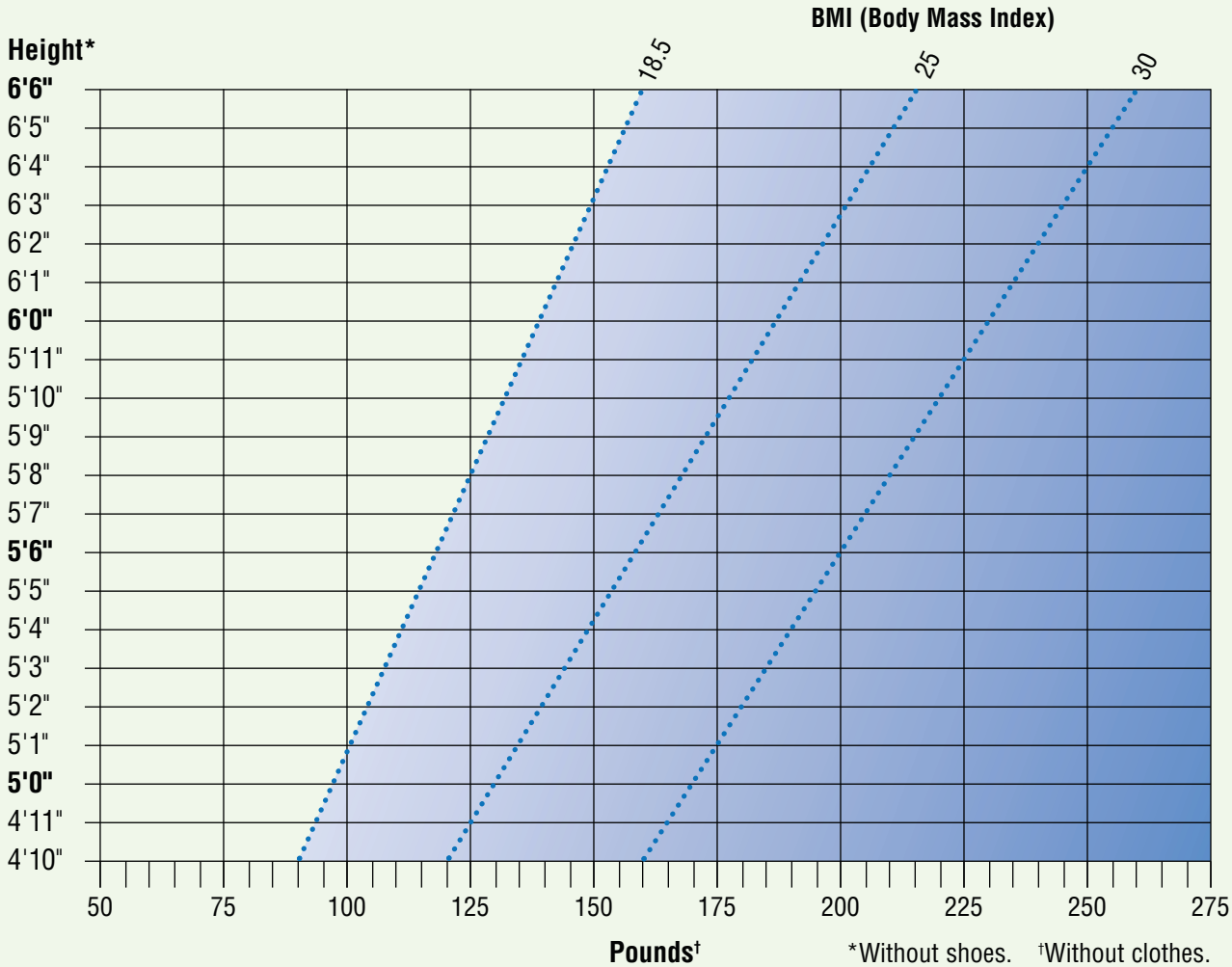


BMI measures weight in relation to height. The BMI ranges shown above are for adults. They are not exact ranges of healthy and unhealthy weights. However, they show that health risk increases at higher levels of overweight and obesity. Even within the healthy BMI range, weight gains can carry health risks for adults.

**Directions:** Find your weight on the bottom of the graph. Go straight up from that point until you come to the line that matches your height. Then look to find your weight group.

- **Healthy Weight** BMI from 18.5 up to 25 refers to healthy weight.
- **Overweight** BMI from 25 up to 30 refers to overweight.
- **Obese** BMI 30 or higher refers to obesity. Obese persons are also overweight.

Source: U.S. Department of Agriculture, Center for Nutrition Policy and Promotions, *Report of the Dietary Guidelines Advisory Committee on the Dietary Guidelines for Americans, 2000,* http://www.cnpp.usda.gov/Publications/DietaryGuidelines/2000/2000DGCommitteeReport.pdf, retrieved June 24, 2009.

**Table 16-2** *USDA Acceptance Weights for Adults*

| HEIGHT WITHOUT SHOES (in feet and inches) | WEIGHT WITHOUT CLOTHES (in pounds), BY AGE* 19 to 34 Years | 35 Years or Older |
|---|---|---|
| 5′0″ | 97–128 | 108–138 |
| 5′1″ | 101–132 | 111–143 |
| 5′2″ | 104–137 | 115–148 |
| 5′3″ | 107–141 | 119–152 |
| 5′4″ | 111–146 | 122–157 |
| 5′5″ | 114–150 | 126–162 |
| 5′6″ | 118–155 | 130–167 |
| 5′7″ | 121–160 | 134–172 |
| 5′8″ | 125–164 | 138–178 |
| 5′9″ | 129–169 | 142–183 |
| 5′10″ | 132–174 | 146–188 |
| 5′11″ | 136–179 | 151–194 |
| 6′0″ | 140–184 | 155–199 |
| 6′1″ | 144–189 | 159–205 |
| 6′2″ | 148–195 | 164–210 |
| 6′3″ | 152–200 | 168–216 |
| 6′4″ | 156–205 | 173–222 |
| 6′5″ | 160–211 | 177–228 |
| 6′6″ | 164–216 | 182–234 |

*The higher weights in the ranges generally apply to men, who tend to have more muscle and bone than women; the lower weights more often apply to women.

Source: U.S. Department of Agriculture, Center for Nutrition Policy and Promotions, *Report of the Dietary Guidelines Advisory Committee on the Dietary Guidelines for Americans, 1990,* retrieved June 24, 2009, *http://www.cnpp.usda.gov/Publications/DietaryGuidelines/1990/DG1990pub.pdf*

obese. The percentage of overweight children and teens has tripled in the last 25 years and currently is 40.8%. Overweight puts extra strain on the heart, lungs, muscles, bones, and joints, and it increases the susceptibility to **diabetes mellitus** and hypertension. It increases surgical risks, shortens the life span, causes psychosocial problems, and is associated with heart disease and some forms of cancer.

**diabetes mellitus**
chronic disease in which the body lacks the normal ability to metabolize glucose

## Causes

There is no one cause for excess weight, but poor diet and inactivity appear to be leading factors. Genetic, physiological, metabolic, biochemical, and psychological factors can also contribute to it. Energy imbalance is a significant cause of overweight. People eat more than they need. Excess weight can accumulate during and after middle age because people reduce their level of activity and

metabolism slows with age. Consequently, weight accumulates unless calorie intake is reduced. **Hypothyroidism** is a possible, but rare, cause of obesity. In this condition, the basal metabolic rate (BMR) is low, thereby reducing the number of calories needed for energy. Unless corrected with medication, this condition can result in excess weight.

There are two popular theories about weight loss: the fat cell theory and the set-point theory. According to the **fat cell theory,** obesity develops when the size of fat cells increases. When their size decreases, as during a reducing diet, the individual is driven to eat in order for the fat cells to regain their former size. Therefore, it is difficult to lose weight and keep it off.

According to the **set-point theory,** everyone has a set point or natural weight at which the body is so comfortable that it does not allow for deviation. This is said to be the reason why some people cannot lose weight below a "set point" or why, if they do, they quickly regain to that "set point." The only way to lower a set point is through exercising three to five times a week.

**hypothyroidism**
condition in which the thyroid gland secretes too little thyroxine and T3; body metabolism is slower than normal

**fat cell theory**
belief that fat cells have a natural drive to regain any weight lost

**set-point theory**
belief that everyone has a natural weight ("set point") at which the body is most comfortable

## Healthy Weight

Not everyone fits the USDA weight table shown in Table 16-2 or the "healthy weight target," which is a BMI of 18.5 to 25. For anyone with a BMI of 25 or higher, a more realistic approach would be a reduction of one or two BMI points to reduce health problems and disease risks. After this loss has been maintained for 6 months, further lowering of the BMI needs to be attempted. A "healthy weight" may be the weight at which one is eating nutritiously, is exercising, has no health problems, and is free from disease.

### EXPLORING THE WEB

Search the Web for additional information on fat cell theory at www.americanheart.org, www.mypyramid.gov, or www.cdc.gov and set-point theory. Outline the key points of each theory. What information can you find that may disprove each theory? What would an individual need to do to change his or her weight based upon these theories?

### SPOTLIGHT on Life Cycle

The physical changes and often reduced exercise regimen that may accompany aging means that older adults must pay close attention to their weight. Some tips on avoiding obesity:

- Reduce calories 5% per decade for individuals 51 years of age or older.
- Increase complex carbohydrates from fruits, vegetables, cereals, and whole wheat breads.
- Reduce protein intake from beef, and substitute fish, poultry, and plant foods.
- Limit fats to 30% of daily calories.
- Obtain vitamins and minerals primarily from food intake, but nutritional vitamin and mineral supplements usually are also needed.
- Include adequate fluids in the diet, especially water (eight 8-ounce glasses daily).
- Eat four to five small meals a day rather than three large ones.
- Eat a variety of foods.
- Maintain ideal body weight for age and height.
- Avoid saturated fat and cholesterol.
- Avoid excess sugar (desserts and candy).
- Reduce salt intake (do not add salt at the table).
- Drink alcohol in moderation, if at all.

# DIETARY TREATMENT OF OVERWEIGHT AND OBESITY

Obviously, if a significant cause of overweight is overeating, the solution is to reduce portion size and caloric intake. This is seldom easy. To accomplish it, one must undertake a weight reduction (low-calorie) diet. For the diet to be effective, one must have a genuine desire to lose weight.

The simplest and, therefore, perhaps the best weight reduction diet is a normal diet based on MyPyramid but with the calorie content controlled.

Exchange lists provide another excellent method to healthfully control the calorie value of the diet. These lists were originally developed by the American Diabetes Association and the American Dietetic Association for use with diabetic patients. They are organized to provide specific numbers of calories and nutrients according to six lists and are discussed in detail in Chapter 17.

Counting fat grams is sometimes used to lower calorie intake. Each gram of fat contains 9 calories, so the reduction of only a few grams of fat per day may result in weight loss. However, for optimal absorption of fat-soluble vitamins, one requires that at least 10% of daily caloric intake come from fats, and 20% to 35% is the recommended amount for adults. Therefore, in diets limiting fats to 30% of total calories, one must consume 3 grams of fat per 90 calories; in those limiting fats to 20% of total calories, one must consume 2 grams of fat per 90 calories; and in those limiting fats to 10% of total calories, one needs 1 gram of fat per 90 calories. See Table 16-3 to calculate individual fat-gram allowances.

A reduction of 3,500 calories will result in a weight loss of 1 pound. Physicians frequently recommend that no more than 1 or 2 pounds of weight be lost in 1 week. To accomplish this, one must reduce one's weekly calories (or expend more through exercising) by 3,500 to 7,000, or daily intake by 500 to 1,000. Diets should not be reduced below 1,200 calories a day or the dieter will not receive the necessary nutrients. The diet should consist of 10% to 20% protein, 45% to 65% carbohydrate, and 20% to 35% or less of fat. In other words, normal proportions of nutrients but in reduced amounts. The number of meals and snacks each day should be determined by the dieter's needs and desires, but the total number of calories must not be exceeded.

There is no magic way of losing weight and maintaining the reduced weight, but there is a key to it. That *key is changing eating habits.* In fact, unless eating habits are truly changed, it is likely that the lost weight will be regained. The cost of slimness is eating less than one might prefer and exercising most days of the week for 90 minutes.

## Food Selection

The dieter must learn to "eat smart." Daily calorie counting is not necessary if one learns the calorie and fat-gram values of favorite foods and considers them before indulging. Some foods are good choices on weight loss diets because of their low-calorie and low-fat-gram values, and some foods should be used in moderation

## *Table 16-3 Figuring Your Fat-Gram Allowance**

Step 1: Determine how many calories you need to maintain your ideal weight. Start by finding your ideal weight in Table 16-2.

Step 2: a. To find your calorie needs, multiply your ideal weight by 15 if you are moderately active or by 20 if you are very active.

b. From that total, subtract the following according to your age:

Age 25–34, subtract 0
Age 35–44, subtract 100
Age 45–54, subtract 200
Age 55–64, subtract 300
Age 65+, subtract 400

Step 3: To find your fat-gram allowance, multiply your daily calories by the percentage of fat desired (10%, 20%, or 30%); then divide by 9 calories/g.

**SUGGESTED DAILY FAT INTAKE TABLE**

| CALORIES | 30% | 20% | 10% |
|---|---|---|---|
| 1,200 | 40 g | 26 g | 13 g |
| 1,400 | 47 g | 31 g | 16 g |
| 1,600 | 53 g | 36 g | 18 g |
| 1,800 | 60 g | 40 g | 20 g |
| 2,000 | 67 g | 44 g | 22 g |
| 2,200 | 73 g | 49 g | 24 g |
| 2,400 | 80 g | 53 g | 27 g |

*The maximum amount of fat you can eat every day and still keep your blood cholesterol at a safe level.

## SUPERSIZE USA

"The kids love to eat at the fast-food restaurant, and it is so easy to take them several times a week. My 5-year-old son loves the cheeseburgers and fries and is now ordering an adult meal. He is husky and keeps getting bigger and bigger. I give them a good breakfast (cereal and juice), and they purchase the school lunch. I do have after-school snacks for the kids. His skinny sister likes chips, so I try to have them for her. I do keep carrots in the refrigerator for him. What can I do to prevent my son from getting heavier? What can I do to help him lose weight?"

Eat at home! Learn to cook a variety of food serving lots of vegetables, fruits, and low-fat meat. Eat out only once a month and order a kid-size meal when you do. Watch your portion sizes—serve meals on a small plate. Only keep healthy snacks in the house. Your daughter can benefit from eating fruit as a snack, and both could have popcorn. The habits they learn now will last a lifetime. As a family, you need to exercise. Ride bikes or go inline skating after dinner. Go to the YMCA or YWCA to swim. Walk and talk. ***Walk!***

**Table 16-4** ***Foods to Allow or to Use in Moderation on a Low-Calorie Diet***

| FOODS TO ALLOW | FOODS TO USE IN MODERATION | |
|---|---|---|
| Fat-free milk, low-fat buttermilk, low-fat yogurt | Cream soups | Jellies and jams |
| Low-fat cottage cheese and other fat-free-milk cheeses | Cream sauces | Processed meats |
| Eggs, except prepared with fat | Cream in any form | Salad dressing |
| Lean beef, lamb, veal, pork, chicken, turkey, fish | Gravies | Cakes |
| Clear soup | Rich desserts | Cookies |
| Whole-grain or enriched bread | Sweet drinks and sodas | Pastries |
| All vegetables | Alcoholic beverages | Oily fish |
| Fresh fruits and those canned in their own juice or in water | Candy | Whole milk |
| Coffee or tea, without milk and sugar | Fried foods | Butter |
| Pepper, herbs, garlic, and onions | Cheese | Sugar |
| | Nuts | |

because of their high-calorie and high-fat-gram values (Table 16-4). The low-calorie, low-fat-gram foods should be used during weight loss and thereafter.

Substitutions of foods with very low calorie contents, preferably nutrient dense, should be made for those with high-calorie contents whenever possible. The following are examples:

- Fat-free milk for whole milk
- Evaporated fat-free milk for evaporated milk
- Yogurt or low-fat sour cream for regular sour cream
- Lemon juice and herbs for heavy salad dressings
- Fat-free salad dressings for regular salad dressings
- Fruit for rich appetizers or desserts
- Consommé or bouillon instead of cream soups
- Water-packed canned foods rather than those packed in oil or syrup

There are many low-calorie, fat-free, low-fat, sugar-free, and dietetic foods on the market. A food that is said to be fat-free or sugar-free is not calorie-free. The food label must be read to determine if the product can fit into a healthy eating plan for weight reduction. Diet soda can act as a diuretic and can make one hungry, and it should be used in moderation. Ice water with lemon or lime slices makes a pleasant calorie-free drink and helps prevent dehydration.

Some foods that can be eaten with relative disregard for caloric content (provided they are served without additional calorie-rich ingredients) are listed in Table 16-5.

## Cooking Methods

Broiling, grilling, baking, roasting, poaching, or boiling are the preferred methods because no additional fat is added, unlike frying. Skimming fat from the tops of soups and meat dishes will reduce their fat content, as will trimming

**Table 16-5 Low-Calorie Foods That May Be Used Freely on a Weight-Loss Diet**

| | |
|---|---|
| Plain tea or tea with lemon | Cauliflower |
| Cantaloupe | Broccoli |
| Strawberries | Celery |
| Lettuce | Cucumbers |
| Cabbage | Red and green peppers |
| Asparagus | Bean sprouts |
| Tomatoes | Mushrooms |
| Zucchini | Spinach |

fat from meats before cooking. The addition of extra butter or margarine to foods should be avoided and should be replaced with fat-free seasonings such as fruit juice, vinegar, and herbs and spices.

## Exercise

Exercise, particularly aerobic exercise, is an excellent adjunct to any weight loss program. Aerobic exercise uses energy from the body's fat reserves as it increases the amount of oxygen the body takes in. Examples are dancing, jogging, bicycling, skiing, rowing, and power walking. Such exercise helps tone the muscles, burns calories, increases the BMR so food is burned faster, lowers the set point, and is fun for the participant. Any exercise program must begin slowly and increase over time to avoid physical injuries.

Exercise alone can only rarely replace the actual diet, however. The dieter should be made aware of the number of calories burned by specific exercises so as to avoid overeating after the workout. General daily guidelines for exercise are 30 minutes to prevent chronic diseases, 60 to 90 minutes to prevent weight gain, and over 90 minutes to maintain weight loss. Children should exercise or be active 60 minutes every day.

## Behavior Modification for Weight Loss

Behavior modification means change in habits. The fundamental behavior modifications for a weight loss program are the development of a new and healthy eating plan and an exercise program that can be used over the long term. These are both major lifestyle changes, and one may need to participate in a support group or undergo psychological counseling in order to successfully adapt to these changes.

It is important that one learn the difference between hunger and appetite. **Hunger** is the physiological need for food that is felt 4 to 6 hours after eating a full meal. **Appetite** is a learned psychological reaction to food caused by pleasant memories of eating it. For example, after eating a full meal, one is unlikely to be hungry. Yet when dessert is served, appetite causes one to want to eat it. One must learn to listen to one's body and recognize the

### *In The Media*

**WALK SLOWLY FOR WEIGHT LOSS**

Leisurely walking along with low-impact cardiovascular activity appears to be the best formula for obese people seeking to get into shape and stay healthy, according to a University of Colorado at Boulder study. People who walk a mile at a leisurely pace burn more calories than if they walk a mile at their normal pace. Brisk walking dramatically increases the knee joint forces, which can lead to a variety of problems including joint injuries and arthritis. By leisurely walking, obese people reduce the load on their knee joints by up to 25%.

(Source: Adapted from University of Colorado at Boulder, 2005.)

**hunger**
physiological need for food

**appetite**
learned psychological reaction to food caused by pleasant memories of eating

difference between hunger and appetite. Additional behavior modifications are given below.

1. Weigh regularly (for example, once a week), but do not weigh yourself daily.
2. Don't wait too long between meals.
3. Join a support group and go to meetings during and after the weight loss.
4. Eat slowly.
5. Use a small plate and fill it two-thirds with fruits, vegetables, and whole-grain products and just one-third with meat products.
6. Use low-calorie garnishes.
7. Eat whole, fresh foods that are low-calorie and nutrient-dense. Avoid processed foods.
8. Treat yourself with something other than food.
9. Anticipate problems (e.g., banquets and holidays). "Undereat" slightly before and after.
10. "Save" some calories for snacks and treats.
11. If something goes wrong, don't punish yourself by eating.
12. If there is no weight loss for 1 week, realize that lean muscle mass is being produced from exercising or there may be retention of water.
13. If a binge does occur, don't punish yourself by continuing to binge. Stop it! Go for a walk, to a movie, to a museum. Call a friend.
14. Adapt family meals to suit your needs. Don't make a production of your diet. Avoid the heavy-calorie items. Limit yourself to a spoonful of something too rich for a weight loss diet. Substitute something you like that is low in calories.
15. Take small portions.
16. Eat vegetables and bread without butter or margarine.
17. Include daily exercise. Park further from work and walk.

Patience and encouragement are needed throughout the adoption of a healthful diet and exercise regime. Temptation is everywhere, and the dieter should be forewarned. Just one piece of chocolate cake could set the diet back for half a day (400–500 calories) and lower resistance to future temptation. Breaking the diet one day will make it seem easy to break it a second day and so on. Fresh vegetables and drinks of water may be used to harmlessly prevent or soothe the hunger pains that are bound to appear. The human body needs at least eight glasses of water each day, and water can give one a feeling of being full. A short walk or a few minutes of exercise may help to turn the dieter's thoughts from food.

**EXPLORING THE WEB**

Visit the U.S. Department of Health & Human Services at www.smallstep.gov to help lose weight and make lifelong changes. This site will link to the U.S. Department of Agriculture, www.mypyramid.gov.

## Fad Diets

**crash diets**
fad-type diets intended to reduce weight very quickly; in fact they reduce water, not fat tissue

Many of the countless fad diets regularly published in magazines and books are **crash diets.** This means they are intended to cause a very rapid rate of weight

reduction. Often **fad diets** require the purchase of expensive foods. Others are part of a weight loss plan including exercise with special equipment. Expensive food items and equipment can add to the burden of dieting.

A crash diet usually does result in an initial rapid weight loss. However, the weight loss is caused by a loss of body water and lean muscle mass rather than body fat. Sudden weight loss of this type is followed by a **plateau period;** that is, a period in which weight does not decrease. Disillusionment is apt to occur during this period and may cause the dieter to go on an eating binge. This can result in regaining the weight that was lost and sometimes more. This weight gain in turn causes the dieter to try another weight loss diet, creating a **yo-yo effect.**

Some popular reducing diets severely limit the foods allowed, providing a real danger of nutrient deficiencies over time, and their restricted nature makes them boring. Some provide too much cholesterol and fat, contributing to atherosclerosis. Some contain an excess of protein, which puts too great a demand on the kidneys. Rapid weight loss can cause the formation of gallstones that could result in the need for surgery.

These diets ultimately fail because they defeat the dual purpose of the dieter, which is to lose weight and prevent its returning. Both can be accomplished only if eating habits are changed, and crash diets do not do this.

## Surgical Treatment of Obesity

When obesity becomes **morbid** (damaging to health) and dieting and exercising are not working, surgery could be indicated. Two of the surgical procedures used are the **gastric bypass** and **stomach banding.** Both procedures reduce the size of the stomach.

In gastric bypass, most of the stomach is stapled off, creating a pouch in the upper part. The pouch is attached directly to the jejunum so that the food eaten bypasses most of the stomach (Figure 16-2). In stomach banding, the stomach is also stapled but to a slightly lesser degree than in gastric bypass. The food moves to the duodenum, but the outlet from the upper stomach is somewhat restricted (Figure 16-2). In both procedures the reduced stomach capacity limits the amount of food that can be eaten, and fewer nutrients are absorbed. Consequently, weight is lost.

These procedures are done only on morbidly obese clients who meet certain strict criteria. A psychological evaluation will also be given to determine if the client is ready to change his or her lifestyle and adhere to healthier eating and an exercise routine. If not, the surgery will not be a success. Also, extensive nutrition counseling with a dietitian will take place before and after the surgery.

Some obese people may feel that this surgery would be a quick fix, but it is not. There can be complications such as bleeding; infections; gastritis; gallstones; and iron, vitamin $B_{12}$, and calcium deficiencies. Another common complication is "dumping syndrome," which can cause nausea and vomiting, diarrhea, bloating, and dizziness. Dumping occurs when foods quickly pass into the intestines without absorption of any nutrients. This happens after partial stomach removal or small intestine removal, where food (chyme) dumps directly into the large intestine.

**fad diets**
currently popular weight-reducing diets; usually nutritionally inadequate and not useful or permanent methods of weight reduction

**plateau period**
period in which there is no change in weight

**yo-yo effect**
refers to crash diets; the dieter's weight goes up and down over short periods because these diets do not change eating habits

### EXPLORING THE WEB

Search the Web for fad diets and crash diets. List the variety of diets you find. What are these diets doing to one's body in reality? What nutrients are lacking in these diets? What potential harmful effects could these diets have? What advice would you provide to someone inquiring about these types of diets?

**morbid**
damaging to health

**gastric bypass**
surgical reduction of the stomach

**stomach banding**
surgical reduction of stomach, but to a lesser degree than a bypass

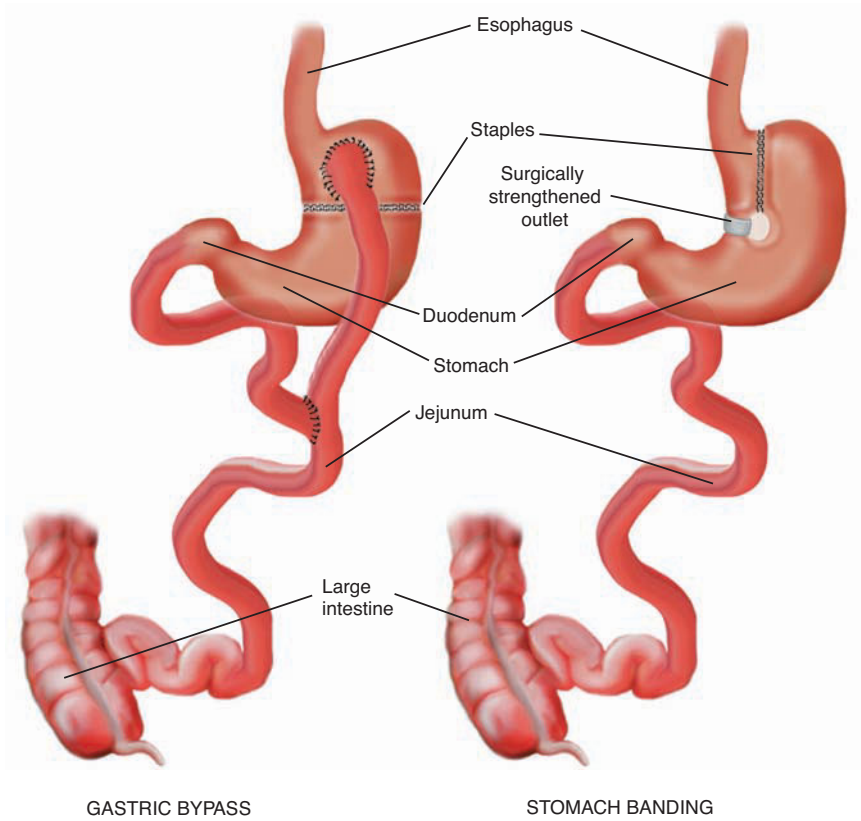


***Figure 16-2*** *Gastric bypass and stomach banding.*

## Pharmaceutical Treatment of Obesity

The use of any weight loss medication, whether by prescription or over the counter, should be considered very carefully. Miracles are still in short supply.

**amphetamines**
drugs intended to inhibit appetite

**Amphetamines** (pep pills) have been prescribed for the treatment of obesity because they depress the appetite. However, it has been learned that their effectiveness is reduced within a relatively short time. The dosage must be regularly increased, they cause nervousness and insomnia, and they can become habit forming. Consequently, they are rarely prescribed now. Over-the-counter diet pills are available. They are intended to reduce appetite but are not thought to be effective. In addition to caffeine and artificial sweeteners, they contain **phenylpropanolamine,** which can damage blood vessels and should be avoided.

**phenylpropanolamine**
constituent of diet pills; can damage blood vessels

Some people believe that diuretics and laxatives promote weight loss. They do, but only of water. They do not cause a reduction of body fat, which is what the dieter is seeking. An excess of either could be dangerous because of possible upsets in fluid and electrolyte balance. In addition, laxatives can become habit-forming. They should not be used on any frequent or regular basis without the supervision of a physician.

Although there is no magic pill to help those with excess weight reduce, the wish for one remains, and pharmaceutical companies continue the

search. Two medications that have recently been approved by the Food and Drug Administration (FDA) are sibutramine (Meridia) and orlistat (Xenical). Sibutramine helps to suppress the appetite and is used in conjunction with a reduced-calorie diet. It is indicated for those with a BMI of at least 30. Orlistat works in the digestive system where it blocks about one-third of the fat in food from being digested. It is recommended that a reduced-calorie diet with no more than 30% from fat be followed when taking orlistat.

**EXPLORING THE WEB**

Search the Web for additional information on stomach banding, gastric bypass, Meridia, and Xenical. List the benefits and risks of these treatments. What are the parameters an individual must meet in order to be considered a candidate for these treatments? Can you find information on additional research being done in this area?

# UNDERWEIGHT

## Dangers

Underweight can cause complications in pregnancy and cause various nutritional deficiencies. It may lower one's resistance to infections and, if carried to the extreme, can cause death.

## Causes

Underweight can be caused by inadequate consumption of nutritious food because of depression, disease, anorexia nervosa, bulimia, or poverty, or it can be genetically determined. It also can be caused by excessive activity, the tissue wasting of certain diseases, poor absorption of nutrients, infection, or **hyperthyroidism.** For further discussion of anorexia nervosa and bulimia, see Chapter 13.

**hyperthyroidism**
condition in which the thyroid gland secretes too much thyroxine and T3; the body's rate of metabolism is unusually high

## Treatment

Underweight is treated by a high-calorie diet or by a high-calorie diet combined with psychological counseling if the condition is psychological in origin as, for example, in depression or anorexia nervosa. In many cases, a high-calorie diet will be met with resistance. It can be as difficult for an underweight person to gain weight as it is for an overweight person to lose it.

The diet should be based on MyPyramid so that it can be easily adapted from the regular, family menus or to a soft-textured diet. The total number of calories prescribed per day will vary from person to person, depending on the person's activity, age, size, gender, and physical condition.

If the individual is to gain 1 pound a week, 3,500 calories in addition to the individual's basic normal weekly calorie requirement are prescribed. This means an extra 500 calories must be taken in each day. If a weight gain of 2 pounds per week is required, an additional 7,000 calories each week, or an additional 1,000 calories per day, are necessary. This diet cannot be immediately accepted at full-calorie value. Time will be needed to gradually increase the daily calorie value. In this diet, there is an increased intake of foods rich in carbohydrates, some fats, and protein. Vitamins and minerals are supplied in adequate amounts. If there are deficiencies of some vitamins and minerals, supplements are prescribed.

Nearly all nutritious foods are allowed in the high-calorie diet, but easily digested foods (carbohydrates) are recommended. Because an excess of fat can be distasteful and spoil the appetite, fatty foods must be used with discretion. Fried foods are not recommended. Bulky foods should be used sparingly. Bulk takes up stomach space that could be better used for more concentrated, high-calorie

**Table 16-6 *High-Calorie and High-Protein Shakes and Spreads***

**HIGH-CALORIE SHAKE: 6-OZ SERVING**

½ cup vanilla ice cream
½ cup corn syrup
2 Tbsp whole milk
1 Tbsp vegetable oil
1 tsp chocolate syrup

Place ingredients in blender and blend at high speed until smooth. Drink immediately.

Calories, 530; protein, 4 g; sodium, 165 mg; potassium, 180 mg; phosphorus, 135 mg

**HIGH-CALORIE, HIGH-PROTEIN SHAKE: 8-OZ SERVING**

¼ cup Egg Beaters
½ cup whipping cream
½ cup vanilla ice cream*
2 Tbsp corn syrup, honey, or sugar
½ tsp vanilla, if desired†

Beat Egg Beaters until frothy. Add other ingredients and beat until well blended. Refrigerate. This recipe may be made by the quart and stored for 2–3 days.

*Strawberry ice cream may be substituted.

†Substitute ½ tsp maple, black walnut, rum, or chocolate flavoring for vanilla.

Calories, 685; protein, 14 g; sodium, 155 mg; potassium, 325 mg; phosphorus, 225 mg

**PEANUT BUTTER SNACK SPREAD: ⅓ CUP SERVING**

1 Tbsp instant dry milk
1 tsp water
1 tsp vanilla
1 Tbsp honey
3 heaping Tbsp peanut butter

Combine dry milk, water, and vanilla, stirring to moisten. Add honey and peanut butter, stirring slowly until liquid blends with peanut butter. Spread between graham crackers or soda crackers. The spread can also be formed into balls, chilled, and eaten as candy. Keeps well in refrigerator, but is difficult to spread when cold.

Calories, 440; protein, 17 g

foods. See Table 16-6 for high-calorie and high-protein shakes and spread that could be used to increase caloric intake.

Persons requiring this diet frequently have poor appetites, so meals need to be especially appetizing. Favorite foods should be served, and portions of all foods should be small to avoid discouraging the clients. Many of the extra calories needed may be gotten as snacks between meals, unless these snacks reduce the client's appetite for meals and consequently reduce daily calorie total. Some clients do better if the number of meals is reduced, thereby increasing the appetite for each meal served. When the causes of underweight are psychological, therapy is required before the diet is begun, and the dietitian and therapist may well need

to consult one another before and during treatment. Foods to be avoided in a high-calorie diet are foods the client dislikes, fatty foods, and bulky, low-calorie foods.

## CONSIDERATIONS FOR THE HEALTH CARE PROFESSIONAL

Even for the most determined clients, a successful weight loss program will be charged with anxiety. There will be days of disappointment. It will take a long time to reach the ultimate goal. The health care professional will need to supply psychological support and nutritional advice when disappointing results create the need for emotional support. It is essential that the health care professional see the problems, support the client, and then effectively lead her or him back to the diet. The key words for the health care professional are *support* and *encouragement.*

## SUMMARY

Excessive weight endangers health and should be lost by the use of a reduced-calorie diet based on MyPyramid. Such a diet helps the dieter change eating habits and avoid regaining the lost weight. Excess weight is usually caused by energy imbalance. Exercise is beneficial to weight loss regimens but rarely can replace the reduced-calorie diet. Fad diets are expensive and boring and may lead to nutritional deficiencies. They ultimately fail because they do not change eating habits. Underweight is also dangerous to health, and psychological counseling as well as a high-calorie diet may be required for proper treatment. Behavior modification must be an essential component of any weight loss or weight gain regimen.

## DISCUSSION TOPICS

1. Discuss *overweight, obesity,* and *underweight.* Tell how someone may be overweight according to the weight charts and still be considered to be in good physical condition. What factors contribute to the determination of one's correct weight?
2. What are some causes of overweight? Discuss why some people eat more than they need. Discuss how overeating can be prevented or changed.
3. Explain why changing eating habits is essential to an effective weight loss program.
4. Name 10 foods that may be used without concern about calories during a weight loss program. Explain why.
5. Describe the use of exercise during a weight loss program. Could it be used in lieu of the diet? Why?
6. Describe one or two popular reducing diets. Could such a diet have any effect on the nutrition of those people who subscribe to it? If so, what? Ask if anyone in the class has used such a diet. If anyone has, ask that person to describe the diet, the physical effects felt during the diet, and the ultimate result.
7. Explain why a high-calorie diet could be unpleasant for a client.
8. Discuss the causes and dangers of underweight.

## SUGGESTED ACTIVITIES

1. Using Appendix D, look for caloric values of 10 favorite foods. Make two lists. On the left, list which of the 10 foods would be suitable for a high-calorie diet. On the right side, list those foods suitable for a low-calorie diet.
2. Make a list of foods eaten yesterday. Circle those foods that would not be suitable for a low-calorie diet. Explain why.

3. Keep a record of your food intake for 3 days (one of the days must be on a weekend), and using the MyPyramid Web site, www.mypyramid.gov, input your food for each day and print all reports available. Add your total calories for each day and divide them by 3 to get your average caloric intake. Were your calories identical or close to your caloric needs as indicated on your personal profile? What will be the consequences if you continue to eat your average number of calories?

# REVIEW

Access StudyWARE CD for more review activities

Multiple choice. Select the *letter* that precedes the best answer.

1. The general types of foods that should be limited in the low-calorie diet are
   a. fatty foods
   b. foods the client likes
   c. breads and cereals
   d. coffee and tea
2. The low-calorie diet may be prescribed for
   a. obesity
   b. anorexia nervosa
   c. hyperthyroidism
   d. severe allergies
3. A proper weight reduction plan allows for loss of
   a. 1 to 2 pounds per day
   b. 1 to 2 pounds per week
   c. 3 to 5 pounds per week
   d. 15 to 20 pounds per month
4. Popular crash diets
   a. are always effective and totally harmless
   b. are useful for teenagers
   c. result in a slow, even loss of weight
   d. are potentially hazardous
5. Normal weight
   a. is always the same for two people of the same sex and height
   b. does not change during one's lifetime
   c. may be greater than the amounts indicated on the weight charts
   d. all of the above
6. The most common cause of overweight is
   a. hypothyroidism
   b. hyperthyroidism
   c. energy imbalance
   d. all of the above
7. The dysfunction of the thyroid gland in which the basal metabolic rate is lowered and the need for calories is reduced is called
   a. hypothyroidism
   b. hyperthyroidism
   c. energy imbalance
   d. all of the above
8. The dysfunction of the thyroid gland in which the basal metabolic rate is raised and the need for calories is increased is called
   a. hypothyroidism
   b. hyperthyroidism
   c. energy imbalance
   d. goiter
9. To lose 2 pounds per week, one must reduce weekly calories by
   a. 500
   b. 1,000
   c. 3,500
   d. 7,000
10. To lose 1 pound per week, one must reduce weekly calories by
    a. 500
    b. 1,000
    c. 3,500
    d. 7,000
11. The key to losing weight and maintaining the reduced weight is
    a. skipping lunch
    b. fasting 1 day each week
    c. changing eating habits
    d. assiduously counting calories each meal
12. Strawberries, low-fat yogurt, poached egg, and whole wheat toast would
    a. be allowed on a calorie-restricted diet
    b. not be allowed on a low-calorie diet
    c. constitute a poor breakfast for someone on a high-calorie diet
    d. not be a nutritious breakfast for someone on a weight-control diet
13. Baking, roasting, broiling, boiling, and poaching are recommended for
    a. low-calorie diets only
    b. high-calorie diets only
    c. both high- and low-calorie diets
    d. none of the above
14. Fad diets are not recommended as reducing diets because they
    a. usually cause illness
    b. alter eating habits excessively
    c. do not alter eating habits
    d. require an excessive amount of time before weight loss occurs
15. Someone on a weight reduction diet with the goal of losing 80 pounds
    a. will undoubtedly have a BMI of 20 or less
    b. can eat fat-free foods with abandon
    c. should avoid all carbohydrates
    d. should not weigh himself daily

StudyWARE

# CASE IN POINT

## CAMERON: LOSING WEIGHT AT 40

Cameron is a 40-year-old man of Dutch descent and the father of two. He has been divorced for 6 years. Cameron wants to start dating again. He misses having an adult to talk to as a friend. However, he is embarrassed by the extra weight he has gained. He is about 5 feet 11 inches tall and currently weighs 230 pounds. He knows he is overweight, and he has not been faithful about exercising. Cameron is not a good cook, but he can make basic meals. A typical dinner is some meat, vegetables, fruit, and milk. He lets the kids have candy or sweets only on special occasions. He makes sure they eat breakfast together before school. In warm weather, breakfast is cold cereal and sometimes juice. Even the little kids can make that breakfast themselves. In the winter, breakfast is oatmeal and hot chocolate. Cameron is proud of his kids. They are athletic and are always busy after school with one sport or another throughout the school year.

Cameron passed his physical with his doctor and told the doctor of his plan to get back in shape and lose the weight he has acquired. The doctor told him to avoid fad weight loss pills and advertised quick weight loss plans. The doctor gave him a couple of pamphlets on safe weight loss programs that he wanted Cameron to consider. The doctor asked Cameron to check back in 3 months so that he could monitor his progress.

### ASSESSMENT

1. What do you know about Cameron and his current priorities? What is a new priority he wants to add to his life?
2. Use the rule of thumb to determine Cameron's ideal weight.
3. How long will it take him to reach his ideal weight if he loses 1 or 2 pounds a week?
4. What major changes does Cameron need to make to lose weight?
5. Use the BMI to determine whether he is at risk for health problems at his current weight.

### DIAGNOSIS

6. What would be the best method for Cameron to lose weight and keep it off?
7. Was Cameron eating nutritiously?
8. What changes do you think Cameron needs to make in his diet?
9. Complete the following diagnostic statement. Imbalanced nutrition: more than body requirements, related to _____ .

### PLAN/GOAL

10. What are some reasonable, measurable goals for Cameron? Over what period of time?

### IMPLEMENTATION

11. What are the advantages and disadvantages of each of the following methods of weight loss for Cameron?
    a. Weight Watchers
    b. Jenny Craig
    c. Slimfast and low-fat diet
12. What are the advantages and disadvantages of each of the following exercises?
    a. Self-guided plan
    b. Health club near home
    c. Hospital-based facility
13. Looking at the options in questions 11 and 12 and taking into consideration Cameron's priorities, what type of program would you recommend for Cameron?
14. How can the children help? How can Cameron spend time with his children and get some exercise?
15. What low-calorie foods can Cameron keep at work and at home that he can eat when he is hungry between meals?

## EVALUATION/OUTCOME CRITERIA

**16.** What does Cameron need to learn to drink to help with his weight loss?

**17.** What habit does Cameron need to develop to help maintain his weight loss?

## THINKING FURTHER

**18.** In 3 months when Cameron returns to the doctor, what changes will Cameron be able to report, and what will the doctor be able to measure?

## RATE THIS PLATE

Cameron may have thought he was doing well, but the dietitian may feel otherwise. Cameron doesn't take his lunch, preferring to go out with the guys. Ordering is no problem. Rate the plate.

**Caesar salad with chicken strips and caesar salad dressing (about 1/4 cup)**

**2 bread sticks (dipped in garlic-flavored butter)**

**Diet soda with 2 refills**

What questions should Cameron ask his waitress before ordering lunch? What decisions should Cameron make with the answers to his questions? Does this meal need changing, and if so, how would you modify it?

StudyWARE

# CASE IN POINT

## ANNETTE: STAYING HEALTHY FOLLOWING GASTRIC BYPASS SURGERY

Annette is a 60-year-old Italian-born woman who is 5 feet 2 inches tall and weighs 250 pounds. She had been heavy all her life but ballooned to over 200 in the last 5 years. Annette loved pasta of any kind, especially in alfredo sauces. She would eat bagels and cream cheese, and she would butter the bagel before using the cream cheese. She had peanut butter and jelly sandwiches with butter and loved ice cream for desserts. She had fruit and vegetables occasionally but preferred her pastas. She had tried numerous fad diets: the grapefruit diet, the Mayo diet, and the cucumber diet. She generally lost 20 or more pounds on each diet but would gain all the weight back plus 10 pounds more. Foods were her means of stress reduction and her source of comfort.

Recently, Annette went to the doctor because of swelling in her lower limbs. She complained of shortness of breath on exertion and was experiencing headaches. She had trouble sleeping at night and cried at the drop of a hat. Her doctor placed her on hypertensive medication and an antidepressant. Annette asked her doctor about gastric bypass surgery. She reluctantly agreed to have Annette screened for surgery. She discussed with Annette the necessary lifestyle, dietary, and exercise changes she would have to make for the surgery to be successful.

Annette was scheduled for the surgery after 2 months of research on her part and assessment by physicians to ensure it was safe. After surgery, she was placed on a rigorous, closely supervised recovery program. Her sister had to agree to move in with her for this period to be her recovery coach. Annette attended classes about the meaning of food, how to eat, weight loss, exercise, and behavior modification.

### ASSESSMENT

1. What do you know about Annette?
2. What was her new priority?
3. What is her ideal weight?
4. How many pounds does she need to lose?
5. How long should it take to be done safely?
6. What is her current risk for health problems on the basis of her BMI?
7. What are her known health problems?
8. At what weight will her health risk be reasonable?
9. How long will it take to reach that reasonable health-risk weight?

### DIAGNOSIS

10. Write a complete nursing diagnostic statement for Annette's nutrition problem.
11. Write a complete nursing diagnostic statement for Annette's deficient knowledge.
12. Write a diagnosis for her activity intolerance.

### PLAN/GOAL

13. Write at least three goals for Annette that are reasonable and measurable.

### IMPLEMENTATION

14. Use Table 16-3 to calculate the number of grams of fat and calories that Annette can consume on a 30% fat diet.
15. What topics are essential in Annette's nutrition classes?
16. Use the food items Annette liked to eat and list low-calorie, low-fat alternatives.
17. What are some behavior modification hints or tips related to where and when she eats that would help her?

**18.** Annette was instructed to turn in her home scale to the doctor's office and to see her every Friday morning to weigh in and have her blood pressure checked. What is the rationale for these directions?

**19.** How would the information at the obesity Web site, www.nhlbi.nih.gov, be helpful to Annette?

## EVALUATION/OUTCOME

**20.** What changes should the doctor see, hear, and be able to measure that are indicative of success?

## THINKING FURTHER

**21.** Why is it important for Annette to persevere at weight reduction?

**22.** What are some of the serious potential complications of this surgery?

## RATE THIS PLATE

Annette took a very life-altering step when she had gastric bypass surgery. Immediately after surgery, Annette was on liquids for several days and was only able to consume 2 tablespoons at a time. It has been awhile, and her stomach can now hold about 1 cup. It is imperative that Annette eat enough protein to promote healing and to prevent the body from using lean muscle mass instead of fat for energy. She has met with a dietitian and is now planning her meals. Rate the plate.

**2 oz chicken**

**1/4 cup sweet potatoes**

**1/4 cup macaroni salad**

**1/4 cup milk**

**1 piece hard candy**

Check the Internet to determine if this plate is correct.




# DIET AND DIABETES MELLITUS

## KEY TERMS

StudyWARE

aspartame
coma
diabetic coma
dyslipidemia
endogenous insulin
exchange lists
exogenous insulin
glycosuria
HgbA1c
insulin reaction
ketonemia
ketonuria
neuropathy
oral diabetes medications
polydipsia
polyphagia
polyuria
renal threshold
retinopathy
sucralose
type 1 diabetes
type 2 diabetes
vascular system

## OBJECTIVES

After studying this chapter, you should be able to:

- Describe diabetes mellitus and identify the types
- Describe the symptoms of diabetes mellitus
- Explain the relationship of insulin to diabetes mellitus
- Discuss appropriate nutritional management of diabetes mellitus

Diabetes mellitus is the name for a group of serious and chronic (long-standing) disorders affecting the metabolism of carbohydrates. These disorders are characterized by hyperglycemia (abnormally large amounts of glucose in the blood). According to the American Diabetes Association, 23.6 million people in the United States have diabetes. An estimated 17.9 million people have been diagnosed with the disease with 5.7 million going undiagnosed. There are approximately 57 million people with pre-diabetes. There were 1.6 million new cases of diabetes in people 20 years old and older diagnosed in 2007 (American Diabetes Association [ADA]). It is a major cause of death; blindness; heart and kidney disease; amputations of toes, feet, and legs; and infections.

Hundreds of years ago, a Greek physician named it *diabetes,* which means "to flow through," because of the large amounts of urine generated by victims. Later, the Latin word *mellitus,* which means "honeyed," was added because of the amount of glucose in the urine.

Diabetes insipidus is a different disorder. It also generates large amounts of urine, but it is "insipid," not sweet. This is a rare condition, caused by a damaged pituitary gland. It is not discussed in this chapter.

The body needs a constant supply of energy, and glucose is its primary source. Carbohydrates provide most of the glucose, but about 10% of fats and up to nearly 60% of proteins can be converted to glucose if necessary.

The distribution of glucose must be carefully managed for the maintenance of good health. Glucose is transported by the blood, and its entry into the cells is controlled by hormones. The primary hormone is insulin.

Insulin is secreted by the beta cells of the islets of Langerhans in the pancreas. When there is inadequate production of insulin or the body is unable to use the insulin it produces, glucose cannot enter the cells and it accumulates in the blood, creating hyperglycemia. This condition can cause serious complications.

Another hormone, glucagon, which is secreted by the alpha cells of the islets of Langerhans, helps release energy when needed by converting glycogen to glucose. Somatostatin is a hormone produced by the delta cells of the islets of Langerhans and the hypothalamus. All actions of this hormone are inhibitory. It inhibits the release of insulin and glucagons.

The amount of glucose in the blood normally rises after a meal. The pancreas reacts by providing insulin. As the insulin circulates in the blood, it binds to special insulin receptors on cell surfaces. This binding causes the cells to accept the glucose. The resulting reduced amount of glucose in the blood in turn signals the pancreas to stop sending insulin.

## ETIOLOGY

The etiology (cause) of diabetes is not confirmed. Although it appears that diabetes may be genetic, environmental factors also may contribute to its occurrence. For example, viruses or obesity may precipitate the disease in people who have a genetic predisposition.

The World Health Organization indicates that the prevalence of the disease is increasing worldwide, especially in areas showing improvement in living standards.

## SYMPTOMS

**renal threshold**
kidneys' capacity

**glycosuria**
excess sugar in the urine

**polyuria**
excessive urination

**polydipsia**
abnormal thirst

**polyphagia**
excess hunger

The abnormal concentration of glucose in the blood of diabetic clients draws water from the cells to the blood. When hyperglycemia exceeds the **renal threshold,** the glucose is excreted in the urine (**glycosuria**). With the loss of the cellular fluid, the client experiences **polyuria** (excessive urination), and **polydipsia** (excessive thirst) typically results.

The inability to metabolize glucose causes the body to break down its own tissue for protein and fat. This response causes **polyphagia** (excessive appetite), but at the same time a loss of weight, weakness, and fatigue occur. The body's use of protein from its own tissue causes it to excrete nitrogen.

Because the untreated diabetic client cannot use carbohydrates for energy, excessive amounts of fats are broken down, and consequently the liver produces ketones from the fatty acids. In healthy people, ketones are

subsequently broken down to carbon dioxide and water, yielding energy. In diabetic clients, fats break down faster than the body can handle them. Ketones collect in the blood (**ketonemia**) and must be excreted in the urine (**ketonuria**). Ketones are acids that lower blood pH, causing acidosis. Acidosis can lead to **diabetic coma,** which can result in death if the client is not treated quickly with fluids and insulin.

In addition to the symptoms previously mentioned, diabetic clients suffer from diseases of the **vascular system.** Atherosclerosis (a condition in which there is a heavy buildup of fatty substances inside artery walls, reducing blood flow) is a major cause of death among diabetic clients. Damage to the small blood vessels can cause retinal degeneration. **Retinopathy** is the leading cause of blindness in the United States. Nerve damage (**neuropathy**) is not uncommon, and infections, particularly of the urinary tract, are frequent problems.

**ketonemia**
ketones collected in the blood

**ketonuria**
ketone bodies in the urine

**diabetic coma**
unconsciousness caused by a state of acidosis due to too much sugar or too little insulin

**vascular system**
circulatory system

**retinopathy**
damage to small blood vessels in the eyes

**neuropathy**
nerve damage

## CLASSIFICATION

The types of diabetes are prediabetes, type 1, type 2, and gestational. Prediabetes means that the cells in the body are not using insulin properly. The diagnosis is made by a fasting blood glucose, which is more than 110 but less than 126 mg/dl. One's lifestyle will determine when prediabetes will advance to type 2.

**Type 1 diabetes** develops when the body's immune system destroys the pancreatic beta cells. These are the only cells in the body that make the hormone insulin that regulates blood glucose. Type 1 diabetes is usually diagnosed in children and young adults. It can account for 5% to 10% of all cases of newly diagnosed diabetes. Some risk factors include genetics, autoimmune status, and environmental factors.

**Type 2 diabetes** was previously called adult-onset diabetes because it usually occurred in adults over the age of 40. Type 2 is associated with obesity, and obesity has become an epidemic, which has drastically increased the incidence of type 2 diabetes among adolescents and young adults. A family history of diabetes, prior history of gestational diabetes, impaired glucose tolerance, older age, physical inactivity, and race and ethnicity can predispose one to type 2 diabetes. African Americans, Hispanic and Latino Americans, Native Americans, some Asian Americans, and Native Hawaiians and other Pacific Islanders are at particularly high risk for type 2 diabetes. It is not uncommon for the client to have no symptoms of diabetes and to be totally ignorant of his

**type 1 diabetes**
diabetes occurring suddenly between the ages of 1 and 40; clients secrete little, if any, insulin and require insulin injections and a carefully controlled diet

**type 2 diabetes**
diabetes occurring usually after age 40; onset is gradual and production of insulin gradually diminishes; can usually be controlled by diet and exercise

### *In The Media*

**NICK JONAS**

The Jonas Brothers are one of today's hottest bands. But what most people don't realize is that Nick Jonas, 15, while singing and playing onstage with his brothers, is wearing an insulin pump. He was diagnosed in 2005 with type 1 diabetes. The Jonas family has shared their story so that it might help other families with a son or daughter with diabetes. Nick has become a strong advocate and role model for others with the disease. He and his brothers, through their foundation, give concert tickets to children with type 1 diabetes.

(Source: Adapted from American Diabetes Association, 2008.)

**dyslipidemia**
increased lipid in the blood

**oral diabetes medication**
oral hypoglycemic agent; medication that may be given to type 2 diabetics to lower blood glucose

or her condition until it is discovered accidentally during a routine urine or blood test or after a heart attack or stroke. In type 2 diabetes, hypertension may be present as part of the metabolic syndrome (i.e., obesity, hyperglycemia, and **dyslipidemia**) that is accompanied by high rates of cardiovascular disease. The American Diabetes Association recommends that blood pressure be controlled at >130/80 mm Hg for diabetics.

Type 2 diabetes can usually be controlled by diet and exercise, or by diet, exercise, and an **oral diabetes medication.** Table 17-1 shows six

***Table 17-1 Types of Oral Diabetes (Glucose-Lowering) Medications***

| | |
|---|---|
| **Meglitinide** | Repaglinide (Prandin) |
| | Nateglinide (Starlix) |
| **Thiazolidinedione** | Pioglitazone (Actos) |
| | Rosiglitazone (Avandia) |
| **Combination drugs** | Glyburide and metformin (Glucovance) |
| | Glipizide and metformin (Metaglip) |
| **Nonsulfonylurea** | Metformin (Glucophage) |
| | Melformin and a time-released controlling polymer (Glucophage XR) |
| **Alpha-glucosidase inhibitor** | Acarbose (Precose) |
| | Miglitol (Glycet) |
| **Second-generation sulfonylureas** | Glyburide (DiaBeta, Micronase, Glynase Prestabs) |
| | Glipizide (Glucotrol, Glucotrol XL) |
| | Glimepride (Amaryl) |

## SPOTLIGHT on Life Cycle

The National Diabetes Education Program of the U.S. Department of Health and Human Services (National Institutes of Health, 2005) is spreading the word that lifestyle changes can be especially effective in preventing type 2 diabetes in adults aged 60 and older. The National Institutes of Health (NIH) reports that about 40% of adults ages 40 to 74 (approximately 41 million people) have prediabetes, a recognized risk for developing type 2 diabetes, heart disease, and stroke. Studies show that although adults over 60 are at increased risk for type 2 diabetes, the combination of losing a small amount of weight and increasing physical activity is especially effective in reducing that risk among this age group. The NIH is committed to getting the word out to middle-aged and older adults that modest lifestyle changes can yield big rewards in preventing or delaying the onset of type 2 diabetes. Steps for older adults include:

- Finding out if they are at risk for type 2 diabetes
- Learning what actions they can take to prevent the disease
- Losing a small amount of weight by following a low-fat, low-calorie meal plan
- Getting 30 minutes of physical activity five times per week

These lifestyle interventions worked particularly well in people aged 60 and older, reducing the development of diabetes by 71%.

(Source: Data compiled from National Diabetes Education Program, 2005.)

types of oral glucose-lowering medications in order from newest and most frequently used to oldest and least frequently used. The goals of medical nutrition therapy for clients with type 2 diabetes include maintaining healthy glucose, blood pressure, and lipid levels. Also, because approximately 80% of type 2 clients are overweight, these clients may be placed on weight reduction diets after their blood glucose levels are within acceptable range. Thus, monitoring their weight loss also becomes part of their therapy. Exenatide (Byetta) injection is the first in a new class of drugs for the treatment of type 2 diabetes. The drugs are called incretin mimetics. When food is eaten, incretin hormones are released from cells located in the small intestine. In the pancreas, incretins will act on the beta cells to increase glucose-dependent insulin secretions to ensure an appropriate insulin response after a meal. This medication is used in conjunction with the nonsulfonylurea metformin to help clients lower their HgbA1c to less than 7%. **HgbA1c** is a blood test to determine how well blood glucose has been controlled for the last 3 months. The American Diabetes Association prefers the outcome be less than 6%.

**HgbA1c**
a blood test to determine how well blood glucose has been controlled for the last 3 months

Gestational diabetes can occur between the sixteenth and twenty-eighth week of pregnancy. If it is not responsive to diet and exercise, insulin injection therapy will be used (Figure 17-1). It is recommended that a dietitian or a diabetic educator be consulted to plan an adequate diet that will control blood sugar for mother and baby.

Concentrated sugars should be avoided. Weight gain should continue, but not in excessive amounts. Usually, gestational diabetes disappears after the infant is born. However, diabetes can develop 5 to 10 years after the pregnancy (see Chapter 11).

Secondary diabetes occurs infrequently and is caused by certain drugs or by a disease of the pancreas.

**EXPLORING THE WEB**

Search the Web for additional information on gestational diabetes. What are the presenting signs and symptoms of gestational diabetes? What are the dangers of gestational diabetes to the mother and to the fetus if left untreated? Are there factors that put certain women at a higher risk for developing gestational diabetes? If yes, what are these risks?

## TREATMENT

The treatment of diabetes is intended to do the following:

1. Control blood glucose levels
2. Provide optimal nourishment for the client
3. Prevent symptoms and thus delay the complications of the disease

Treatment is typically begun when blood tests indicate hyperglycemia or when other previously discussed symptoms occur. Normal blood glucose levels (called fasting blood sugar, FBS) are from about 70 to 100 mg/dl.

Treatment can be by diet alone or by a diet combined with insulin or an oral glucose-lowering medication plus regulated exercise and the regular monitoring of the client's blood glucose levels.

The physician and dietitian can provide essential testing, information, and counseling and can help the client delay potential damage. The ultimate responsibility, however, rests with the client. When a person with diabetes uses nicotine, eats carelessly, forgets insulin, ignores symptoms, and neglects appropriate blood tests, he or she increases the risk of developing permanent tissue damage.

***Figure 17-1*** *A pregnant woman can develop diabetes during her pregnancy that may need to be managed by insulin injections.*

## NUTRITIONAL MANAGEMENT

The dietitian will need to know the client's diet history, food likes and dislikes, and lifestyle at the onset. The client's calorie needs will depend on age, activities, lean muscle mass, size, and REE.

It is recommended that carbohydrates provide 50% to 60% of the calories. Approximately 40% to 50% should be from complex carbohydrates (starches). The remaining 10% to 20% of carbohydrates could be from simple sugar.

Research provides no evidence that carbohydrates from simple sugars are digested and absorbed more rapidly than are complex carbohydrates, and they do not appear to affect blood sugar control. It is the *total amount of carbohydrates eaten* that affects blood sugar levels rather than the type. Being able to substitute foods containing sucrose for other carbohydrates increases flexibility in meal planning for the diabetic.

Fats should be limited to 30% of total calories, and proteins should provide from 15% to 20% of total calories. Lean proteins are advisable because they contain limited amounts of fats.

**SUPERSIZE USA**

Diabetes is just one of the many health risks associated with obesity. Where you live geographically may have an impact on your chance of becoming overweight. Does your state rank in the top 12 states for obesity? Obesity was based on the 2008 percentage of adults within the state whose body mass index reading fell within the obese range. Check the following list of states, ranking from highest percentage to lowest percentage of obese adults.

| | |
|---|---|
| Mississippi | 31.6% |
| West Virginia | 30.6% |
| Alabama | 30.1% |
| Louisiana | 29.5% |
| Arkansas | 29.3% |
| South Carolina | 29.2% |
| Tennessee | 29.0% |
| Kentucky | 28.4% |
| Oklahoma | 28.1% |
| Indiana | 27.5% |
| Georgia | 27.4% |
| Missouri | 27.4% |

(Source: Data from CalorieLab, 2008.)

Regardless of the percentages of energy nutrients prescribed, the foods ultimately eaten should provide sufficient vitamins and minerals as well as energy nutrients.

The client with type 1 diabetes needs a nutritional plan that balances calories and nutrient needs with insulin therapy and exercise. It is important that meals and snacks be composed of similar nutrients and calories and eaten at regular times each day. Small meals plus two or three snacks may be more helpful in maintaining steady blood glucose levels for these clients than three large meals each day.

The client with type 1 diabetes should anticipate the possibility of missing meals occasionally and carry a few crackers and some cheese or peanut butter to prevent hypoglycemia, which can occur in such a circumstance.

The client with type 2 diabetes may be overweight. The nutritional goal for this client is not only to keep blood glucose levels in the normal range but to lose weight as well. Exercise can help attain both goals.

## Carbohydrate Counting

Carbohydrate counting is the newest method for teaching a diabetic client how to control blood sugar with food. The starch and bread category, milk, and fruits have all been put under the heading of "carbohydrates." This means that these three food groups can be interchanged within one meal. One would still have the same number of servings of carbohydrates, but it would not be the typical number of starches or fruits and milk that one usually eats. For example, one is to have four carbohydrates for breakfast (2 breads, 1 fruit, and 1 milk). If there is no milk available, a bread or fruit must be eaten in place of the milk. The exchange

**EXPLORING THE WEB**

Search the Web for additional information and resources for carbohydrate counting. Are there tools that make this easy for the diabetic client?

**exchange lists**
lists of foods with interchangeable nutrient and calorie contents; used in specific forms of diet therapy

lists are utilized in carbohydrate counting as well as in traditional meal planning. Protein, approximately 3 to 4 ounces, is eaten for lunch and dinner. One or two fat exchanges are recommended for each meal. Two carbohydrates should be eaten for an evening snack. These are only beginning guidelines. A dietitian or diabetic educator can help tailor this to the individual client.

## Diets Based on Exchange Lists

The method of diet therapy most commonly used for diabetic clients is that based on **exchange lists.** These lists were developed by the American Diabetes Association in conjunction with the American Dietetic Association and are summarized in Table 17-2 and included completely in Table 17-3.

Under this plan, foods are categorized by type and included in the lists in Table 17-3.

***Table 17-2 Summary of Exchange Lists***

**The Food Lists**

The following chart shows the amount of nutrients in 1 serving from each list.

| FOOD LIST | CARBOHYDRATE (grams) | PROTEIN (grams) | FAT (grams) | CALORIES |
|---|---|---|---|---|
| **Carbohydrates** | | | | |
| Starch: breads, cereals and grains, starchy and lentils vegetables, crackers, snacks, and beans, peas | 15 | 0–3 | 0–1 | 80 |
| Fruits | 15 | — | — | 60 |
| Milk | | | | |
| Fat-free, low-fat, 1% | 12 | 8 | 0–3 | 100 |
| Reduced-fat, 2% | 12 | 8 | 5 | 120 |
| Whole | 12 | 8 | 8 | 160 |
| Sweets, desserts, and other carbohydrates | 15 | varies | varies | varies |
| Nonstarchy vegetables | 5 | 2 | — | 25 |
| **Meat and Meat Substitutes** | | | | |
| Lean | — | 7 | 0–3 | 45 |
| Medium-fat | — | 7 | 4–7 | 75 |
| High-fat | — | 7 | 8+ | 100 |
| Plant-based proteins | varies | 7 | varies | varies |
| **Fats** | — | — | 5 | 45 |
| **Alcohol** | varies | — | — | 100 |

Source: Reproduction of the Exchange Lists in whole or part, without permission of the American Dietetic Association or the American Diabetes Association, Inc., is a violation of federal law. This material has been modified from *Choose Your Foods: Exchange Lists for Diabetes*, which is the basis of a meal planning system designed by a commitee of the American Diabetes Association and the American Dietetic Association. While designed primarily for people with diabetes and others who must follow special diets, the Exchange Lists are based on principles of good nutrition that apply to everyone. Copyright © 2008 by the American Diabetes Association and the American Dietetic Association.

## *Table 17-3 Exchange Lists for Meal Planning*

### STARCH EXCHANGE LIST

*One starch exchange equals 15 g carbohydrate, 3 g protein, 0–1 g fat, and 80 calories*

### STARCH

#### Bread

| | Food | Serving Size |
|---|---|---|
| | Bagel, large (about 4 oz) | ¼ (1 oz) |
| ! | Biscuit, 2½ inches across | 1 |
| | Bread | |
| ☺ | reduced-calorie | 2 slices (1½ oz) |
| | with, whole-grain, pumpernickel, rye, unfrosted raisin | 1 slice (1 oz) |
| | Chapatti, small, 6 inches across | 1 |
| ! | Cornbread, 1¾ inch cube | 1 (1½ oz) |
| | English muffin | ½ |
| | Hot dog bun or hamburger bun | ½ (1 oz) |
| | Naan, 8 inches by 2 inches | ¼ |
| | Pancake, 4 inches across, ¼ inch thick | 1 |
| | Pita, 6 inches across | ½ |
| | Roll, plain, small | 1 (1 oz) |
| ! | Stuffing, bread | ⅓ cup |
| ! | Taco shell, 5 inches across | 2 |
| | Tortilla, corn, 6 inches across | 1 |
| | Tortilla, flour, 6 inches across | 1 |
| | Tortilla, flour, 10 inches across | ⅓ tortilla |
| ! | Waffle, 4-inch square or 4 inches across | 1 |

☺ = More than 3 grams of dietary fiber per serving.
! = Extra fat, or prepared with added fat. (Count as 1 starch + fat.)
$ = 480 milligrams or more of sodium per serving.

#### Cereals and Grains

| | Food | Serving Size |
|---|---|---|
| | Barley, cooked | ⅓ cup |
| | Bran, dry | |
| ☺ | oat | ¼ cup |
| ☺ | wheat | ½ cup |
| ☺ | Bulgur (cooked) | ½ cup |
| | Cereals | |
| ☺ | bran | ½ cup |
| | cooked (oats, oatmeal) | ½ cup |
| | puffed | 1½ cups |
| | shredded wheat, plain | ½ cup |
| | sugar-coated | ½ cup |
| | unsweetened, ready-to-eat | ¾ cup |

*(continued)*

## *Table 17-3 Continued*

### Cereals and Grains *continued*

| Food | Serving Size |
|---|---|
| Couscous | ⅓ cup |
| Granola | |
| low-fat | ¼ cup |
| regular | ¼ cup |
| Grits, cooked | ½ cup |
| Kasha | ½ cup |
| Millet, cooked | ⅓ cup |
| Muesli | ¼ cup |
| Pasta, cooked | ⅓ cup |
| Polenta, cooked | ⅓ cup |
| Quinoa, cooked | ⅓ cup |
| Rice, white or brown, cooked | ⅓ cup |
| Tabbouleh (tabouli), prepared | ½ cup |
| Wheat germ, dry | 3 Tbsp |
| Wild rice, cooked | ½ cup |

**Tip:** An open handful is equal to about 1 cup or 1 to 2 oz of snack food.

### Crackers and Snacks

| Food | Serving Size |
|---|---|
| Animal crackers | 8 |
| Crackers | |
| round-butter type | 6 |
| saltine-type | 6 |
| sandwich-style, cheese or peanut butter filling | 3 |
| whole-wheat regular | 2–5 (¾ oz) |
| whole-wheat lower fat or crispbreads | 2–5 (¾ oz) |
| Graham cracker, 2½-inch square | 3 |
| Matzoh | ¾ oz |
| Melba toast, about 2-inch by 4-inch piece | 4 pieces |
| Oyster crackers | 20 |
| Popcorn | 3 cups |
| with butter | 3 cups |
| no fat added | 3 cups |
| lower fat | 3 cups |
| Pretzels | ¾ oz |
| Rice cakes, 4 inches across | 2 |
| Snack chips | |
| fat-free or baked (tortilla, potato), baked pita chips | 15–20 (¾ oz) |
| regular (tortilla, potato) | 9–13 (¾ oz) |

**Note:** For other snacks, see the **Sweets, Desserts, and Other Carbohydrates** list, page 317.

## *Table 17-3 Continued*

**Beans, Peas, and Lentils** The choices on this list count as 1 starch + 1 lean meat.

| Food | Serving Size |
|---|---|
| Baked beans | ⅓ cup |
| Beans, cooked (black, garbanzo, kidney, lima, navy, pinto, white) | ½ cup |
| Lentils, cooked (brown, green, yellow) | ½ cup |
| Peas, cooked (black-eyed, split) | ½ cup |
| Refried beans, canned | ½ cup |

**Starchy Vegetables**

| Food | Serving Size |
|---|---|
| Cassava | ⅓ cup |
| Corn | ½ cup |
| on cob, large | ½ cob (5 oz) |
| Hominy, canned | ¾ cup |
| Mixed vegetables with corn, peas, or pasta | 1 cup |
| Parsnips | ½ cup |
| Peas, green | ½ cup |
| Plantain, ripe | ⅓ cup |
| Potato | |
| baked with skin | ¼ large (3 oz) |
| boiled, all kinds | ½ cup or ½ medium (3 oz) |
| mashed, with milk and fat | ½ cup |
| French fried (oven-baked) | 1 cup (2 oz) |
| Pumpkin, canned, no sugar added | 1 cup |
| Spaghetti/pasta sauce | ½ cup |
| Squash, winter (acorn, butternut) | 1 cup |
| Succotash | ½ cup |
| Yam, sweet potato, plain | ½ cup |

### FRUITS

**Fruit** The weight listed includes skin, core, seeds, and rind.

| Food | Serving Size |
|---|---|
| Apple, unpeeled, small | 1 (4 oz) |
| Apples, dried | 4 rings |
| Applesauce, unsweetened | ½ cup |
| Apricots | |
| canned | ½ cup |
| dried | 8 halves |
| fresh | 4 whole (5½ oz) |
| Banana, extra small | 1 (4 oz) |
| Blackberries | ¾ cup |

*(continued)*

## *Table 17-3 Continued*

**Fruit** *continued*

| Food | Serving Size |
|---|---|
| Blueberries | ¾ cup |
| Cantaloupe, small | ⅓ melon or 1 cup cubed (11 oz) |
| Cherries | |
| sweet, canned | ½ cup |
| sweet fresh | 12 (3 oz) |
| Dates | 3 |
| Dried fruits (blueberries, cherries, cranberries, mixed fruit, raisins) | 2 Tbsp |
| Figs | |
| dried | 1½ |
| ☺ fresh | 1½ large or 2 medium (3½ oz) |
| Fruit cocktail | ½ cup |
| Grapefruit | |
| large | ½ (11 oz) |
| sections, canned | ¾ cup |
| Grapes, small | 17(3 oz) |
| Honeydew melon | 1 slice or 1 cup cubed (10 oz) |
| ☺ Kiwi | 1 (3½ oz) |
| Mandarin oranges, canned | ¾ cup |
| Mango, small | ½ fruit (5½ oz) or ½ cup |
| Nectarine, small | 1 (5 oz) |
| ☺ Orange, small | 1 (6½ oz) |
| Papaya | ½ fruit or 1 cup cubed (8 oz) |
| Peaches | |
| canned | ½ cup |
| fresh, medium | 1 (6 oz) |
| Pears | |
| canned | ½ cup |
| fresh, large | ½ (4 oz) |
| Pineapple | |
| canned | ½ cup |
| fresh | ¾ cup |
| Plums | |
| canned | ½ cup |
| dried (prunes) | 3 |
| small | 2 (5 oz) |
| ☺ Raspberries | 1 cup |
| ☺ Strawberries | 1¼ cup whole berries |

## *Table 17-3 Continued*

### Fruit *continued*

| Food | Serving Size |
|---|---|
| Tangerines, small | 2 (8 oz) |
| Watermelon | 1 slice or 1¼ cups cubes (13½ oz) |

= More than 3 grams of dietary fiber per serving.
= Extra fat, or prepared with added fat.
= 480 milligrams or more of sodium per serving.

### Fruit Juice

| Food | Serving Size |
|---|---|
| Apple juice/cider | ½ cup |
| Fruit juice blends, 100% juice | ⅓ cup |
| Grape juice | ⅓ cup |
| Grapefruit juice | ½ cup |
| Orange juice | ½ cup |
| Pineapple juice | ½ cup |
| Prune juice | ⅓ cup |

## MILK

### Milk and Yogurts

| Food | Serving Size | Count as |
|---|---|---|
| Fat-free or low-fat (1%) | | |
| Milk, buttermilk, acidophilus milk, Lactaid | 1 cup | 1 fat-free milk |
| Evaporated milk | ½ cup | 1 fat-free milk |
| Yogurt, plain or flavored with an artificial sweetener | ⅔ cup (6 oz) | 1 fat-free milk |
| Reduced-fat (2%) | | |
| Milk, acidophilus milk, kefir, Lactaid | 1 cup | 1 reduced-fat milk |
| Yogurt, plain | ⅔ cup (6 oz) | 1 reduced-fat milk |
| **Whole** | | |
| Milk, buttermilk, goat's milk | 1 cup | 1 whole milk |
| Evaporated milk | ½ cup | 1 whole milk |
| Yogurt, plain | 8 oz | 1 whole milk |

**Balanced Energy:** A healthy weight is the result of balancing energy in and energy out of the body. You get energy from the food you eat. Energy is measured in calories. You use energy when you breathe, sit, walk, and move. You stay at the same weight when energy in—the food you eat—is the same as the energy you use. You gain weight when you take in more energy (calories) than your body uses. This extra energy is stored as unwanted weight. You can lose weight by taking in fewer calories than your body needs or burning off more than you take in. Then your body uses stored energy to meet your needs. Ask your RD to estimate how much energy your body needs. When you balance energy from food and energy used for exercise, you can maintain a healthy weight.

### Dairy-Like Foods

| Food | Serving Size | Count as |
|---|---|---|
| Chocolate milk | | |
| fat-free | 1 cup | 1 fat-free milk + 1 carbohydrate |
| whole | 1 cup | 1 whole milk + 1 carbohydrate |

*(continued)*

## *Table 17-3 Continued*

### Dairy-Like Foods *continued*

| Food | Serving Size | Count as |
|---|---|---|
| Eggnog, whole milk | ½ cup | 1 carbohydrate + 2 fats |
| Rice drink | | |
| flavored, low-fat | 1 cup | 2 carbohydrates |
| plain, fat-free | 1 cup | 1 carbohydrate |
| Smoothies, flavored, regular | 10 oz | 1 fat-free milk + 2½ carbohydrates |
| Soy milk | | |
| light | 1 cup | 1 carbohydrate + ½ fat |
| regular, plain | 1 cup | 1 carbohydrate + 1 fat |
| Yogurt | | |
| and juice blends | 1 cup | 1 fat-free milk + 1 carbohydrate |
| low carbohydrate (less than 6 grams carbohydrate per choice) | ⅔ cup (6 oz) | ½ fat-free milk |
| with fruit, low-fat | ⅔ cup (6 oz) | 1 fat-free milk + 1 carbohydrate |

**Note:** Coconut milk is on the **Fats** list, page 325.

## SWEETS, DESSERTS, AND OTHER CARBOHYDRATES

### Beverages, Soda, and Energy/Sports Drinks

| Food | Serving Size | Count as |
|---|---|---|
| Cranberry juice cocktail | ½ cup | 1 carbohydrate |
| Energy drink | 1 can (8.3 oz) | 2 carbohydrates |
| Fruit drink or lemonade | 1 cup (8 oz) | 2 carbohydrates |
| Hot chocolate | | |
| regular | 1 envelope added to 8 oz water | 1 carbohydrate + 1 fat |
| sugar-free or light | 1 envelope added to 8 oz water | 1 carbohydrate |
| Soft drink (soda), regular | 1 can (12 oz) | 2½ carbohydrates |
| Sports drink | 1 cup (8 oz) | 1 carbohydrate |

### Brownies, Cake, Cookies, Gelatin, Pie, and Pudding

| Food | Serving Size | Count as |
|---|---|---|
| Brownie, small, unfrosted | 1¼-inch square, ⅔ inch high (about 1 oz) | 1 carbohydrate + 1 fat |
| Cake | | |
| angel food, unfrosted | 1½ of cake (about 2 oz) | 2 carbohydrates |
| frosted | 2-inch square (about 2 oz) | 2 carbohydrates + 1 fat |
| unfrosted | 2-inch square (about 2 oz) | 1 carbohydrate + 1 fat |
| Cookies | | |
| chocolate chip | 2 cookies (2¼ inches across) | 1 carbohydrate + 2 fats |
| gingersnap | 3 cookies | 1 carbohydrate |
| sandwich, with crème filling | 2 small (about ⅔ oz) | 1 carbohydrate + 1 fat |
| sugar-free | 3 small or 1 large (¾–1 oz) | 1 carbohydrate + 1–2 fats |
| vanilla wafer | 5 cookies | 1 carbohydrate + 1 fat |

## *Table 17-3 Continued*

### Brownies, Cake, Cookies, Gelatin, Pie, and Pudding *continued*

| Food | Serving Size | Count as |
|---|---|---|
| Cupcake, frosted | 1 small (about 1¾ oz) | 2 carbohydrates + 1–1½ fats |
| Fruit cobbler | ½ cup (3½ oz) | 3 carbohydrates + 1 fat |
| Gelatin, regular | ½ cup | 1 carbohydrate |
| Pie | | |
| commercially prepared fruit, 2 crusts | ⅛ of 8-inch pie | 3 carbohydrates + 2 fats |
| pumpkin or custard | ⅛ of 8-inch pie | 1½ carbohydrates + 1½ fats |
| Pudding | | |
| regular (made with reduced-fat milk) | ½ cup | 2 carbohydrates |
| sugar-free or sugar- and fat-free (made with fat-free milk) | ½ cup | 1 carbohydrate |

### Candy, Spreads, Sweets, Sweeteners, Syrups, and Toppings

| Food | Serving Size | Count as |
|---|---|---|
| Candy bar, chocolate/peanut | 2 "fun size" bars (1 oz) | 1½ carbohydrates + 1½ fats |
| Candy, hard | 3 pieces | 1 carbohydrate |
| Chocolate "kisses" | 5 pieces | 1 carbohydrate + 1 fat |
| Coffee creamer | | |
| dry, flavored | 4 tsp | ½ carbohydrate + ½ fat |
| liquid, flavored | 2 Tbsp | 1 carbohydrate |
| Fruit snacks, chewy (pureed fruit concentrate) | 1 roll (¾ oz) | 1 carbohydrate |
| Fruit spreads, 100% fruit | 1½ Tbsp | 1 carbohydrate |
| Honey | 1 Tbsp | 1 carbohydrate |
| Jam or jelly, regular | 1 Tbsp | 1 carbohydrate |
| Sugar | 1 Tbsp | 1 carbohydrate |
| Syrup | | |
| chocolate | 2 Tbsp | 2 carbohydrates |
| light (pancake type) | 2 Tbsp | 1 carbohydrate |
| regular (pancake type) | 1 Tbsp | 1 carbohydrate |

### Condiments and Sauces

| Food | Serving Size | Count as |
|---|---|---|
| Barbeque sauce | 3 Tbsp | 1 carbohydrate |
| Cranberry sauce, jellied | ¼ cup | 1½ carbohydrates |
| Gravy, canned or bottled | ½ cup | ½ carbohydrate + ½ fat |
| Salad dressing, fat-free, low-fat, cream-based | 3 Tbsp | 1 carbohydrate |
| Sweet and sour sauce | 3 Tbsp | 1 carbohydrate |

### Doughnuts, Muffins, Pastries, and Sweet Breads

| Food | Serving Size | Count as |
|---|---|---|
| Banana nut bread | 1-inch slice (1 oz) | 2 carbohydrates + 1 fat |
| Doughnut | | |
| cake, plain | 1 medium (1½ oz) | 1½ carbohydrates + 2 fats |
| yeast type, glazed | 3¾ inches across (2 oz) | 2 carbohydrates + 2 fats |

*(continued)*

## *Table 17-3 Continued*

### Doughnuts, Muffins, Pastries, and Sweet Breads *continued*

| Food | Serving Size | Count as |
|---|---|---|
| Muffin (4 oz) | ¼ muffin (1 oz) | 1 carbohydrate + ½ fat |
| Sweet roll or Danish | 1 (2½ oz) | 2½ carbohydrates + 2 fats |

$ = 480 milligrams or more of sodium per serving.

**Note:** You can also check the **Fats** list and **Free Foods** list for other condiments.

### Frozen Bars, Frozen Desserts, Frozen Yogurt, and Ice Cream

| Food | Serving Size | Count as |
|---|---|---|
| Frozen pops | 1 | ½ carbohydrate |
| Fruit, juice bars, frozen, 100% juice | 1 bar (3 oz) | 1 carbohydrate |
| Ice cream | | |
| fat-free | ½ cup | 1½ carbohydrates |
| light | ½ cup | 1 carbohydrate + 1 fat |
| no sugar added | ½ cup | 1 carbohydrate + 1 fat |
| regular | ½ cup | 1 carbohydrate + 2 fats |
| Sherbet, sorbet | ½ cup | 2 carbohydrates |
| Yogurt, frozen | | |
| fat-free | ⅓ cup | 1 carbohydrate |
| regular | ½ cup | 1 carbohydrate + 0–1 fat |

### Granola Bars, Meal Replacement Bars/Shakes, and Trail Mix

| Food | Serving Size | Count as |
|---|---|---|
| Granola or snack bar, regular or low-fat | 1 bar (1 oz) | 1½ carbohydrates |
| Meal replacement bar | 1 bar (1⅓ oz) | 1½ carbohydrates + 0–1 fat |
| Meal replacement bar | 1 bar (2 oz) | 2 carbohydrates + 1 fat |
| Meal replacement shake, reduced calorie | 1 can (10–11 oz) | 1½ carbohydrates + 0–1 fat |
| Trail mix | | |
| candy/nut-based | 1 oz | 1 carbohydrate + 2 fats |
| dried fruit–based | 1 oz | 1 carbohydrate + 1 fat |

## NONSTARCHY VEGETABLES

### Nonstarchy Vegetables

Amaranth or Chinese spinach
Artichoke
Artichoke hearts
Asparagus
Baby corn
Bamboo shoots
Bean sprouts
Beans (green, wax, Italian)
Beets
$ Borscht
Broccoli
☺ Brussels sprouts
Cabbage (green, bok choy, Chinese)
☺ Carrots
Cauliflower
Celery
☺ Chayote
Coleslaw, packaged, no dressing
Cucumber
Eggplant

## *Table 17-3 Continued*

### Nonstarchy Vegetables *continued*

- Gourds (bitter, bottle, luffa, bitter melon)
- Green onions or scallions
- Greens (collard, kale, mustard, turnip)
- Hearts of palm
- Jicama
- Kohlrabi
- Leeks
- Mixed vegetables (without corn, peas, or pasta)
- Mung bean sprouts
- Mushrooms, all kinds, fresh
- Okra
- Onions
- Oriental radish or daikon
- Pea pods
- Peppers (all varieties)
- Radishes
- Rutabaga
- Sauerkraut
- Soybean sprouts
- Spinach
- Squash (summer, crookneck, zucchini)
- Sugar pea snaps
- Swiss chard
- Tomato
- Tomato sauce
- Tomatoes, canned
- Tomato/vegetable juice
- Turnips
- Water chestnuts
- Yard-long beans

= More than 3 grams of dietary fiber per serving.
= 480 milligrams or more of sodium per serving.

**Note:** Salad greens (like chicory, endive, escarole, lettuce, romaine, spinach, arugula, radicchio, watercress) are on the **Free Foods** list, page 326.

### MEAT AND MEAT SUBSTITUTES

| | CARBOHYDRATE (grams) | PROTEIN (grams) | FAT (grams) | CALORIES |
|---|---|---|---|---|
| Lean meat | — | 7 | 0–3 | 45 |
| Medium-fat meat | — | 7 | 4–7 | 75 |
| High-fat meat | — | 7 | 8+ | 100 |
| Plant-based protein | varies | 7 | varies | varies |

### Lean Meats and Meat Substitutes

| Food | Amount |
|---|---|
| Beef: Select or Choice grades trimmed of fat: ground round, roast (chuck, rib, rump), round, sirloin, steak (cubed, flank, porterhouse, T-bone), tenderloin | 1 oz |
| Beef jerky | 1 oz |
| Cheeses with 3 grams of fat or less per oz | 1 oz |
| Cottage cheese | ¼ cup |
| Egg substitutes, plain | ¼ cup |
| Egg whites | 2 |
| Fish, fresh or frozen, plain: catfish, cod, flounder, haddock, halibut, orange roughy, salmon, tilapia, trout, tuna | 1 oz |

*(continued)*

## *Table 17-3 Continued*

### Lean Meats and Meat Substitutes *continued*

| Food | Amount |
|---|---|
| Fish, smoked: herring or salmon (lox) | 1 oz |
| Game: buffalo, ostrich, rabbit, venison | 1 oz |
| Hot dog with 3 grams of fat or less per oz (8 dogs per 14 oz package) | 1 |
| *Note: May be high in carbohydrate.* | |
| Lamb: chop, leg, or roast | 1 oz |
| Organ meats: heart, kidney, liver | 1 oz |
| *Note: May be high in cholesterol.* | |
| Oysters, fresh or frozen | 6 medium |
| Pork, lean | |
| Canadian bacon | 1 oz |
| rib or loin chop/roast, ham, tenderloin | 1 oz |
| Poultry, without skin: Cornish hen, chicken, domestic duck or goose (well drained of fat), turkey | 1 oz |
| Processed sandwich meats with 3 grams of fat or less per oz: chipped beef, deli thin-sliced meats, turkey ham, turkey kielbasa, turkey pastrami | 1 oz |
| Salmon, canned | 1 oz |
| Sardines, canned | 2 medium |
| Sausage with 3 grams of fat or less per oz | 1 oz |
| Shellfish: clams, crab, imitation shellfish, lobster, scallops, shrimp | 1 oz |
| Tuna, canned in water or oil, drained | 1 oz |
| Veal, lean chop, roast | 1 oz |

= 480 milligrams or more of sodium per serving (based on the sodium content of a typical 3-oz serving of meat, unless 1 or 2 oz is the normal serving size).

**Portion Sizes:** Portion size is an important part of meal planning. The **Meat and Meat Substitute** list is based on cooked weight (4 oz of raw meat is equal to 3 oz of cooked meat) after bone and fat have been removed. Try using the following comparisons to help estimate portion sizes:

- 1 oz cooked meat, poultry, or fish is about the size of a matchbox.
- 3 oz cooked meat, poultry, or fish is about the size of a deck of playing cards.
- 2 Tbsp peanut butter is about the size of a golf ball.
- The palm of a woman's hand is about 3 to 4 oz of cooked, boneless meat. The palm of a man's hand is a larger serving.
- 1 oz cheese is about the size of 4 dice.

### Medium-Fat Meat and Meat Substitutes

| Food | Amount |
|---|---|
| Beef: corned beef, ground beef, meatloaf, Prime grades trimmed of fat (prime rib), short ribs, tongue | 1 oz |
| Cheeses with 4–7 grams of fat per oz: feta, mozzarella, pasteurized processed cheese spread, reduced-fat cheeses, string | 1 oz |

## *Table 17-3 Continued*

### Medium-Fat Meat and Meat Substitutes *continued*

| Food | Amount |
|---|---|
| Egg | 1 |
| *Note: High in cholesterol, so limit to 3 per week.* | |
| Fish, any fried product | 1 oz |
| Lamb: ground, rib roast | 1 oz |
| Pork: cutlet, shoulder roast | 1 oz |
| Poultry: chicken with skin; dove, pheasant, wild duck, or goose; fried chicken; ground turkey | 1 oz |
| Ricotta cheese | 2 oz or ¼ cup |
| Sausage with 4–7 grams of fat per oz | 1 oz |
| Veal, cutlet (no breading) | 1 oz |

### High-Fat Meat and Meat Substitutes

These foods are high in saturated fat, cholesterol, and calories and may raise blood cholesterol levels if eaten on a regular basis. Try to eat 3 or fewer servings from this group per week.

| Food | Amount |
|---|---|
| Bacon | |
| pork | 2 slices (16 slices per lb or 1 oz each, before cooking) |
| turkey | 3 slices (½ oz each before cooking) |
| Cheese, regular: American, bleu, brie, cheddar, hard goat, Monterey jack, queso, and Swiss | 1 oz |
| Hot dog: beef, pork, or combination (10 per lb-sized package) | 1 |
| Hot dog: turkey or chicken (10 per lb-sized package) | 1 |
| Pork: ground, sausage, spareribs | 1 oz |
| Processed sandwich meats with 8 grams of fat or more per oz: bologna, pastrami, hard salami | 1 oz |
| Sausage with 8 grams fat or more per oz: bratwurst, chorizo, Italian, knockwurst, Polish, smoked, summer | 1 oz |

= More than 3 grams of dietary fiber per serving.

= Extra fat, or prepared with added fat. (Add an additional fat choice to this food.)

= 480 milligrams or more of sodium per serving (based on the sodium content of a typical 3-oz serving of meat, unless 1 or 2 oz is the normal serving size).

### Plant-Based Proteins

Because carbohydrate content varies among plant-based proteins, you should read the food label.

| Food | Amount | Count as |
|---|---|---|
| "Bacon" strips, soy-based | 3 strips | 1 medium-fat meat |
| Baked beans | ⅓ cup | 1 starch + 1 lean meat |
| Beans, cooked: black, garbanzo, kidney, lima, navy, pinto, white | ½ cup | 1 starch + 1 lean meat |
| "Beef" or "sausage" crumbles, soy-based | 2 oz | ½ carbohydrate + 1 lean meat |

*(continued)*

## *Table 17-3 Continued*

### Plant-Based Proteins *continued*

| Food | Amount | Count as |
|---|---|---|
| "Chicken" nuggets, soy-based | 2 nuggets (1½ oz) | ½ carbohydrate + 1 medium-fat meat |
| Edamame | ½ cup | ½ carbohydrate + 1 lean meat |
| Falafel (spiced chickpea and wheat patties) | 3 patties (about 2 inches across) | 1 carbohydrate + 1 high-fat meat |
| Hot dog, soy-based | 1 (1½ oz) | ½ carbohydrate + 1 lean meat |
| Hummus | ⅓ cup | 1 carbohydrate + 1 high-fat meat |
| Lentils, brown, green, or yellow | ½ cup | 1 carbohydrate + 1 lean meat |
| Meatless burger, soy-based | 3 oz | ½ carbohydrate + 2 lean meats |
| Meatless burger, vegetable- and starch-based | 1 patty (about 2½ oz) | 1 carbohydrate + 2 lean meats |
| Nut spreads: almond butter, cashew butter, peanut butter, soy nut butter | 1 Tbsp | 1 high-fat meat |
| Peas, cooked: black-eyed and split peas | ½ cup | 1 starch + 1 lean meat |

Because carbohydrate content varies among plant-based proteins, you should read the food label.

| Food | Amount | Count as |
|---|---|---|
| Refried beans, canned | ½ cup | 1 starch + 1 lean meat |
| "Sausage" patties, soy-based | 1 (1½ oz) | 1 medium-fat meat |
| Soy nuts, unsalted | ¾ oz | ½ carbohydrate + 1 medium-fat meat |
| Tempeh | ¼ cup | 1 medium-fat meat |
| Tofu | 4 oz (½ cup) | 1 medium-fat meat |
| Tofu, light | 4 oz (½ cup) | 1 lean meat |

**Note**

- Beans, peas, and lentils are also found on the **Starch** list, page 314.
- Nut butters in smaller amounts are found below in the **Fats** list.

= More than 3 grams of dietary fiber per serving.

= Extra fat, or prepared with added fat. (Add an additional fat choice to this food.)

= 480 milligrams or more of sodium per serving (based on the sodium content of a typical 3-oz serving of meat, unless 1 or 2 oz is the normal serving size).

### FATS

1 fat choice equals:

- 1 teaspoon of regular margarine, vegetable oil, butter
- 1 tablespoon of regular salad dressing

### Unsaturated Fats—Monounsaturated Fats

| Food | Serving Size |
|---|---|
| Avocado, medium | 2 Tbsp (1 oz) |
| Nut butters (trans fat-free): almond butter, cashew butter, peanut butter (smooth or crunchy) | 1½ tsp |

## *Table 17-3 Continued*

### Unsaturated Fats—Monounsaturated Fats *continued*

| Food | Serving Size |
|---|---|
| Nuts | |
| almonds | 6 nuts |
| Brazil | 2 nuts |
| cashews | 6 nuts |
| filberts (hazelnuts) | 5 nuts |
| macadamia | 3 nuts |
| mixed (50% peanuts) | 6 nuts |
| peanuts | 10 nuts |
| pecans | 4 halves |
| pistachios | 16 nuts |
| Oil: canola, olive, peanut | 1 tsp |
| Olives | |
| black (ripe) | 8 large |
| green, stuffed | 10 large |

### Polyunsaturated Fats

| Food | Serving Size |
|---|---|
| Margarine: lower-fat spread (30%–50% vegetable oil, *trans* fat-free) | 1 Tbsp |
| Margarine: stick, tub (*trans* fat-free), or squeeze (*trans* fat-free) | 1 tsp |
| Mayonnaise | |
| reduced-fat | 1 Tbsp |
| regular | 1 tsp |
| Mayonnaise-style salad dressing | |
| reduced-fat | 1 Tbsp |
| regular | 2 tsp |
| Nuts | |
| Pignolia (pine nuts) | 1 Tbsp |
| walnuts, English | 4 halves |
| Oil: corn, cottonseed, flaxseed, grape seed, safflower, soybean, sunflower | 1 tsp |
| Oil: made from soybean and canola oil—Enova | 1 tsp |
| Plant stanol esters | |
| light | 1 Tbsp |
| regular | 2 tsp |
| Salad dressing | |
| reduced-fat | 2 Tbsp |
| *Note: May be high in carbohydrate.* | |
| regular | 1 Tbsp |

*(continued)*

## *Table 17-3 Continued*

### Polyunsaturated Fats *continued*

| Food | Serving Size |
|---|---|
| Seeds | |
| flaxseed, whole | 1 Tbsp |
| pumpkin, sunflower | 1 Tbsp |
| sesame seeds | 1 Tbsp |
| Tahini or sesame paste | 2 tsp |

$ = 480 milligrams or more of sodium per serving.

### Saturated Fats

| Food | Serving Size |
|---|---|
| Bacon, cooked, regular or turkey | 1 slice |
| Butter | |
| reduced-fat | 1 Tbsp |
| stick | 1 tsp |
| whipped | 2 tsp |
| Butter blends made with oil | |
| reduced-fat or light | 1 Tbsp |
| regular | 1½ tsp |
| Chitterlings, boiled | 2 Tbsp (½ oz) |
| Coconut, sweetened, shredded | 2 Tbsp |
| Coconut milk | |
| light | ⅓ cup |
| regular | 1½ Tbsp |
| Cream | |
| half and half | 2 Tbsp |
| heavy | 1 Tbsp |
| light | 1½ Tbsp |
| whipped | 2 Tbsp |
| whipped, pressurized | ¼ cup |
| Cream cheese | |
| reduced-fat | 1½ Tbsp (¾ oz) |
| regular | 1 Tbsp (½ oz) |
| Lard | 1 tsp |
| Oil: coconut, palm, palm kernel | 1 tsp |
| Salt pork | ¼ oz |
| Shortening, solid | 1 tsp |
| Sour cream | |
| reduced-fat or light | 3 Tbsp |
| regular | 2 Tbsp |

## *Table 17-3 Continued*

### FREE FOODS

#### Selection Tips

- Most foods on this list should be limited to 3 servings (as listed here) per day.
- Food and drink choices listed here without a serving size can be eaten whenever you like.

#### Low Carbohydrate Foods

| Food | Serving Size |
|---|---|
| Cabbage, raw | ½ cup |
| Candy, hard (regular or sugar-free) | 1 piece |
| Carrots, cauliflower, or green beans, cooked | ¼ cup |
| Cranberries, sweetened with sugar substitute | ½ cup |
| Cucumber, sliced | ½ cup |
| Gelatin | |
| dessert, sugar-free | |
| unflavored | |
| Gum | |
| Jam or jelly, light or no sugar added | 2 tsp |
| Rhubarb, sweetened with sugar substitute | ½ cup |
| Salad greens | |
| Sugar substitutes (artificial sweeteners) | |
| Syrup, sugar-free | 2 Tbsp |

#### Modified Fat Foods with Carbohydrate

| Food | Serving Size |
|---|---|
| Cream cheese, fat-free | 1 Tbsp (½ oz) |
| Creamers | |
| nondairy, liquid | 1 Tbsp |
| nondairy, powdered | 2 tsp |
| Margarine spread | |
| fat-free | 1 Tbsp |
| reduced-fat | 1 tsp |
| Mayonnaise | |
| fat-free | 1 Tbsp |
| reduced-fat | 1 tsp |
| Mayonnaise-style salad dressing | |
| fat-free | 1 Tbsp |
| reduced-fat | 1 tsp |
| Salad dressing | |
| fat-free or low-fat | 1 Tbsp |
| fat-free, Italian | 2 Tbsp |
| Sour cream, fat-free or reduced-fat | 1 Tbsp |

*(continued)*

## *Table 17-3 Continued*

### Modified Fat Foods with Carbohydrate *continued*

| Food | Serving Size |
|---|---|
| Whipped topping | |
| light or fat-free | 2 Tbsp |
| regular | 1 Tbsp |

**Artificial Sweeteners:** Sugar substitutes, alternatives, or replacements that are approved by the Food and Drug Administration (FDA) are safe to use. Common brand names include:

- Equal and Nutrasweet (aspartame)
- Splenda (sucralose)
- Sugar Twin, Sweet-10, Sweet'N Low, and Sprinkle Sweet (saccharin)
- Sweet One (acesulfame K)

Although each sweetener is tested for safety before it can be marketed and sold, use a variety of sweeteners and in moderate amounts.

### Condiments

| Food | Serving Size |
|---|---|
| Barbecue sauce | 2 tsp |
| Catsup (ketchup) | 1 Tbsp |
| Honey mustard | 1 Tbsp |
| Horseradish | |
| Lemon juice | |
| Miso | 1½ tsp |
| Mustard | |
| Parmesan cheese, freshly grated | 1 Tbsp |
| Pickle relish | 1 Tbsp |
| Pickles | |
| dill | 1½ medium |
| sweet, bread and butter | 2 slices |
| sweet, gherkin | ¾ oz |
| Salsa | ¼ cup |
| Soy sauce, light or regular | 1 Tbsp |
| Sweet and sour sauce | 2 tsp |
| Sweet chili sauce | 2 tsp |
| Taco sauce | 1 Tbsp |
| Vinegar | |
| Yogurt, any type | 2 Tbsp |

= 480 milligrams or more of sodium per serving.

### Drinks/Mixes

Any food on this list—without a serving size listed—can be consumed in any moderate amount.

- Bouillon, broth, consomme
- Bouillon or broth, low-sodium
- Carbonated or mineral water
- Club soda

## *Table 17-3 Continued*

### Drinks/Mixes *continued*

- Cocoa powder, unsweetened (1 Tbsp)
- Coffee, unsweetened or with sugar substitute
- Diet soft drinks, sugar-free
- Drink mixes, sugar-free
- Tea, unsweetened or with sugar substitute
- Tonic water, diet
- Water
- Water, flavored, carbohydrate-free

### Seasonings

Any food on this list can be consumed in any moderate amount.

- Flavoring extracts (for example, vanilla, almond, peppermint)
- Garlic
- Herbs, fresh or dried
- Nonstick cooking spray
- Pimento
- Spices
- Hot pepper sauce
- Wine, used in cooking
- Worcestershire sauce

Be careful with seasonings that contain sodium or are salts, such as garlic salt, celery salt, and lemon pepper.

## COMBINATION FOODS

### Entrees

| Food | Serving Size | Count as |
|---|---|---|
| Casserole type (tuna noodle, lasagna, spaghetti with meatballs, chili with beans, macaroni and cheese) | 1 cup (8 oz) | 2 carbohydrates + 2 medium-fat meats |
| Stews (beef/other meats and vegetables) | 1 cup (8 oz) | 1 carbohydrate + 1 medium-fat meat + 0–3 fats |
| Tuna salad or chicken salad | ½ cup (3½ oz) | ½ carbohydrate + 2 lean meats + 1 fat |

### Frozen Meals/Entrees

| Food | Serving Size | Count as |
|---|---|---|
| Burrito (beef and bean) | 1 (5 oz) | 3 carbohydrates + 1 lean meat + 2 fats |
| Dinner-type meal | generally 14–17 oz | 3 carbohydrates + 3 medium-fat meats + 3 fats |
| Entree or meal with less than 340 calories | about 8–11 oz | 2–3 carbohydrates + 1–2 lean meats |
| Pizza | | |
| cheese/vegetarian, thin crust | ¼ of a 12 inch (4½–5 oz) | 2 carbohydrates + 2 medium-fat meats |
| meat topping, thin crust | ¼ of a 12 inch (5 oz) | 2 carbohydrates + 2 medium-fat meats + 1½ fats |
| Pocket sandwich | 1 (4½ oz) | 3 carbohydrates + 1 lean meat + 1–2 fats |
| Pot pie | 1 (7 oz) | 2½ carbohydrates + 1 medium-fat meat + 3 fats |

### Salads (Deli-Style)

| Food | Serving Size | Count as |
|---|---|---|
| Coleslaw | ½ cup | 1 carbohydrate + 1½ fats |
| Macaroni/pasta salad | ½ cup | 2 carbohydrates + 3 fats |
| Potato salad | ½ cup | 1½–2 carbohydrates + 1–2 fats |

*(continued)*

## *Table 17-3 Continued*

### Drinks/Mixes *continued*

☺ = More than 3 grams of dietary fiber per serving.
! = Extra fat, or prepared with added fat.
$ = 600 milligrams or more of sodium per serving (for fast food main dishes/meals).

### Soups

| | Food | Serving Size | Count as |
|---|---|---|---|
| $ | Bean, lentil, or split pea | 1 cup | 1 carbohydrate + 1 lean meat |
| $ | Chowder (made with milk) | 1 cup (8 oz) | 1 carbohydrate + 1 lean meat + 1½ fats |
| $ | Cream (made with water) | 1 cup (8 oz) | 1 carbohydrate + 1 fat |
| $ | Instant | 6 oz prepared | 1 carbohydrate |
| $ | with beans or lentils | 8 oz prepared | 2½ carbohydrates + 1 lean meat |
| $ | Miso soup | 1 cup | ½ carbohydrate + 1 fat |
| $ | Oriental noodle | 1 cup | 2 carbohydrates + 2 fats |
| | Rice (congee) | 1 cup | 1 carbohydrate |
| $ | Tomato (made with water) | 1 cup (8 oz) | 1 carbohydrate |
| $ | Vegetable beef, chicken noodle, or other broth type | 1 cup (8 oz) | 1 carbohydrate |

## FAST FOODS

The choices in the **Fast Foods** list are not specific fast-food meals or items, but are estimates based on popular foods. You can get specific nutrition information for almost every fast-food or restaurant chain. Ask the restaurant or check its website for nutrition information about your favorite fast foods.

### Breakfast Sandwiches

| | Food | Serving Size | Count as |
|---|---|---|---|
| $ | Egg, cheese, meat, English muffin | 1 sandwich | 2 carbohydrates + 2 medium-fat meats |
| $ | Sausage biscuit sandwich | 1 sandwich | 2 carbohydrates + 2 high-fat meats + 3½ fats |

### Main Dishes/Entrees

| | Food | Serving Size | Count as |
|---|---|---|---|
| $ ☺ | Burrito (beef and beans) | 1 (about 8 oz) | 3 carbohydrates + 3 medium-fat meats + 3 fats |
| | Chicken breast, breaded and fried | 1 (about 5 oz) | 1 carbohydrate + 4 medium-fat meats |
| | Chicken drumstick, breaded and fried | 1 (about 2 oz) | 2 medium-fat meats |
| $ | Chicken nuggets | 6 (about 3½ oz) | 1 carbohydrate + 2 medium-fat meats + 1 fat |
| $ | Chicken thigh, breaded and fried | 1 (about 4 oz) | ½ carbohydrate + 3 medium-fat meats + 1½ fats |
| $ | Chicken wings, hot | 6 (5 oz) | 5 medium-fat meats + 1½ fats |

### Oriental

| | Food | Serving Size | Count as |
|---|---|---|---|
| $ | Beef/chicken/shrimp with vegetables in sauce | 1 cup (about 5 oz) | 1 carbohydrate + 1 lean meat + 1 fat |
| $ | Egg roll, meat | 1 (about 3 oz) | 1 carbohydrate + 1 lean meat + 1 fat |
| | Fried rice, meatless | ½ cup | 1½ carbohydrates + 1½ fats |
| $ | Meat and sweet sauce (orange chicken) | 1 cup | 3 carbohydrates + 3 medium-fat meats + 2 fats |
| $ ☺ | Noodles and vegetables in sauce (chow mein, lo mein) | 1 cup | 2 carbohydrates + 1 fat |

## *Table 17-3 Continued*

### Pizza

| Food | Serving Size | Count as |
|---|---|---|
| Pizza | | |
| cheese, pepperoni, regular crust | ½ of a 14 inch (about 4 oz) | 2½ carbohydrates + 1 medium-fat meat + 1½ fats |
| cheese/vegetarian, thin crust | ¼ of a 12 inch (about 6 oz) | 2½ carbohydrates + 2 medium-fat meats + 1½ fats |

### Sandwiches

| Food | Serving Size | Count as |
|---|---|---|
| Chicken sandwich, grilled | 1 | 3 carbohydrates + 4 lean meats |
| Chicken sandwich, crispy | 1 | 3½ carbohydrates + 3 medium-fat meats + 1 fat |
| Fish sandwich with tartar sauce | 1 | 2½ carbohydrates + 2 medium-fat meats + 2 fats |
| Hamburger | | |
| large with cheese | 1 | 2½ carbohydrates + 4 medium-fat meats + 1 fat |
| regular | 1 | 2 carbohydrates + 1 medium-fat meat + 1 fat |
| Hot dog with bun | 1 | 1 carbohydrate + 1 high-fat meat + 1 fat |
| Submarine sandwich | | |
| less than 6 grams fat | 6-inch sub | 3 carbohydrates + 2 lean meats |
| regular | 6-inch sub | 3½ carbohydrates + 2 medium-fat meats + 1 fat |
| Taco, hard or soft shell (meat and cheese) | 1 small | 1 carbohydrate + 1 medium-fat meat + 1½ fats |

### Salads

| Food | Serving Size | Count as |
|---|---|---|
| Salad, main dish (grilled chicken type, no dressing or croutons) | Salad | 1 carbohydrate + 4 lean meats |
| Salad, side, no dressing or cheese | Small (about 5 oz) | 1 vegetable |

### Sides/Appetizers

| Food | Serving Size | Count as |
|---|---|---|
| French fries, restaurant style | small | 3 carbohydrates + 3 fats |
| | medium | 4 carbohydrates + 4 fats |
| | large | 5 carbohydrates + 6 fats |
| Nachos with cheese | small (about 4½ oz) | 2½ carbohydrates + 4 fats |
| Onion rings | 1 serving (about 3 oz) | 2½ carbohydrates + 3 fats |

### Desserts

| Food | Serving Size | Count as |
|---|---|---|
| Milkshake, any flavor | 12 oz | 6 carbohydrates + 2 fats |
| Soft-serve ice cream cone | 1 small | 2½ carbohydrates + 1 fat |

**Note:** See the **Starch** list and **Sweets, Desserts, and Other Carbohydrates** list for foods such as bagels and muffins.

☺ = Extra fat, or prepared with added fat.

$ = 600 milligrams or more of sodium per serving (for fast-food main dishes/meals).

*(continued)*

**Table 17-3** *Continued*

**Alcohol**

| Alcoholic Beverage | Serving Size | Count as |
|---|---|---|
| Beer | | |
| light (4.2%) | 12 fl oz | 1 alcohol equivalent + ½ carbohydrate |
| regular (4.9%) | 12 fl oz | 1 alcohol equivalent + 1 carbohydrate |
| Distilled spirits: vodka, rum, gin, whiskey 80 or 86 proof | 1½ fl oz | 1 alcohol equivalent |
| Liqueur, coffee (53 proof) | 1 fl oz | 1 alcohol equivalent + 1 carbohydrate |
| Sake | 1 fl oz | ½ alcohol equivalent |
| Wine | | |
| dessert (sherry) | 3½ fl oz | 1 alcohol equivalent + 1 carbohydrate |
| dry, red or white (10%) | 5 fl oz | 1 alcohol equivalent |

Source: Reproduction of the Exchange Lists in whole or part, without permission of the American Dietetic Association or the American Diabetes Association, Inc., is a violation of federal law. This material has been modified from *Choose Your Foods: Exchange Lists for Diabetes*, which is the basis of a meal planning system designed by a commitee of the American Diabetes Association and the American Dietetic Association. While designed primarily for people with diabetes and others who must follow special diets, the Exchange Lists are based on principles of good nutrition that apply to everyone. Copyright © 2008 by the American Diabetes Association and the American Dietetic Association.

The foods within each list contain approximately equal amounts of calories, carbohydrates, protein, and fats. This means that any one food on a particular list can be substituted for any other food on that *particular list* and still provide the client with the prescribed types and amounts of nutrients and calories.

The amounts of nutrients and calories on one list are not the same as those on any other list. Each list includes serving size by volume or weight and the calorie value of each food item, in addition to the grams of carbohydrates, and, when appropriate, proteins and fats. The number of calories needed will determine the number of items prescribed from any particular list. These lists also can be used to control calorie content of diets and are thus appropriate for low-calorie diets.

The total energy requirements for adult diabetic clients who are not overweight will be the same as for nondiabetic individuals. When clients are overweight, a reduction in calories will be built into the diet plans, typically allowing for a weight loss of 1 pound a week.

The diet is given in terms of exchanges rather than as particular foods. For example, the menu pattern for breakfast may include 1 fruit exchange, 1 meat exchange, 2 bread exchanges, and 2 fat exchanges. The client may choose the desired foods from the exchange lists for each meal but must adhere to the specific exchange lists named and the specific number of exchanges on each list. Vegetables (nonstarchy) are relatively free and can be eaten in amounts up to 1½ cups cooked or 3 cups raw. If more than this amount is eaten at one meal, count the additional amount as one more carbohydrate. Snacks are built into the plan. In this way, the client has variety in a simple yet controlled way.

When there are changes in one's physical condition, such as pregnancy or lactation, or in one's lifestyle, the diet will need to be modified. A change in job or in working hours can affect nutrient and calorie requirements. When such changes occur, the client should be advised to consult her or his physician or dietitian so that calorie and insulin needs can be promptly adjusted.

# SPECIAL CONSIDERATIONS FOR THE DIABETIC CLIENT

## Fiber

The therapeutic value of fiber in the diabetic diet has become increasingly evident. High-fiber intake appears to reduce the amount of insulin needed because it lowers blood glucose. It also appears to lower the blood cholesterol and triglyceride levels. High-fiber may mean 25 to 35 grams of dietary fiber a day. Such high amounts can be difficult to include. High-fiber foods should be increased very gradually, as an abrupt increase can create intestinal gas and discomfort. When increasing fiber in the diet one must also increase intake of water. An increased fiber intake can affect mineral absorption.

## Alternative Sweeteners

**Sucralose** is the newest sweetener to gain approval by the FDA. Sucralose is made from a sugar molecule that has been altered in such a way that the body will not absorb it. **Aspartame** is the generic name for a sweetener composed of two amino acids: phenylalanine and aspartic acid. The FDA removed the sweetener saccharine from its list of products that could cause cancer. Research indicates that all these sweeteners are safe. All have been approved by the FDA, and their use has been endorsed by the American Diabetes Association.

**sucralose**
a sweetener made from a molecule of sugar

**aspartame**
artificial sweetener made from amino acids; does not require insulin for metabolism

## Dietetic Foods

The use of diabetic or dietetic foods is generally a waste of money and can be misleading to the client. Often the containers of foods will contain the same ingredients as containers of foods prepared for the general public, but the cost is typically higher for the dietetic foods. There is potential danger for diabetic clients who use these foods if they do not read the labels on the food containers and assume that because they are labeled "dietetic," they can be used with abandon. In reality, their use should be in specified amounts only, as these foods will contain carbohydrates, fats, and proteins that must be calculated in the total day's diet.

It is advisable for the diabetic client to use foods prepared for the general public but to avoid those packed in syrup or oil. The important thing is for the diabetic client to *read the label* on all food containers purchased.

## Alcohol

Although alcohol is not recommended for diabetic clients, its limited use is sometimes allowed if approved by the physician. However, some diabetic clients who use hypoglycemic agents cannot tolerate alcohol. When used, alcohol must be included in the diet plan.

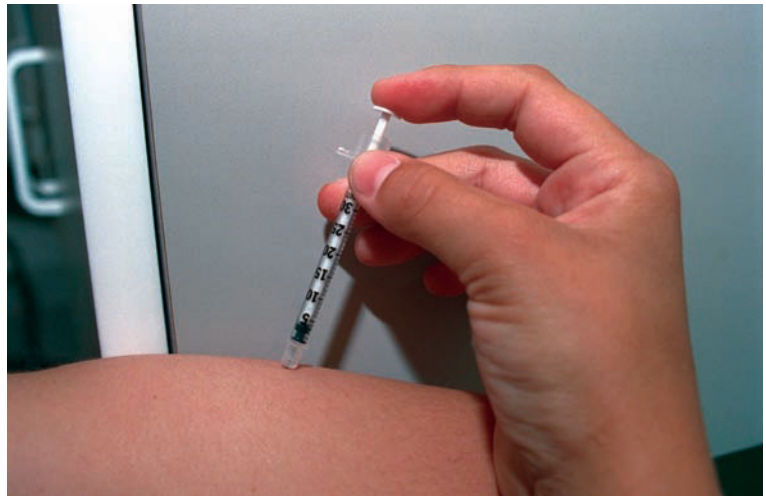

***Figure 17-2*** *This young diabetic client is self-injecting insulin.*

## Exercise

Exercise helps the body use glucose by increasing insulin receptor sites and stimulating the creation of glucagon. It lowers cholesterol and blood pressure and reduces stress and body fat as it tones the muscles. For clients with type 2 diabetes, exercise helps improve weight control, glucose levels, and the cardiovascular system.

However, for clients with type 1 diabetes, exercise can complicate glucose control. As it lowers glucose levels, hypoglycemia can develop. Exercise must be carefully discussed with the client's physician. If done, it should be on a regular basis, and it must be considered carefully as the meal plans are developed so that sufficient calories and insulin are prescribed.

## Insulin Therapy

**exogenous insulin**
insulin produced outside the body

**endogenous insulin**
insulin produced within the body

Clients with type 1 diabetes must have injections of insulin every day to control their blood glucose levels (Figure 17-2). This insulin is called **exogenous insulin** because it is produced outside the body. **Endogenous insulin** is produced by the body.

Exogenous insulin is a protein. It must be injected because, if swallowed, it would be digested and would not reach the bloodstream as the complete hormone. After insulin treatment is begun, it is usually necessary for the client to continue it throughout life.

Human insulin is the most common insulin given to clients. This insulin does not come from humans but is made synthetically by a chemical process in a laboratory. Human insulin is preferred because it is very similar to insulin made by the pancreas. Animal insulin comes from cows or pigs and is called beef or pork insulin. These insulins are rarely used because they contain antibodies that make them less pure than human insulin.

Various types of insulin are available. They differ in the length of time required before they are effective and in the length of time they continue to act.

This latter category is called insulin action. Consequently, they are classified as very rapid-, rapid-, intermediate-, and long-acting. Those most commonly used are intermediate-acting types that work within 2 to 8 hours and are effective for 24 to 28 hours. For type 1 diabetes, insulin is often given in two or more injections daily and may contain more than one type of insulin. Injections are given at prescribed times.

More insulin-dependent diabetic clients are using insulin-pump therapy for better blood glucose control. Pumps deliver insulin two ways: the basal rate and a premeal bolus. The basal rate is a small amount of short-acting insulin delivered continuously throughout the day. This insulin keeps blood glucose in check between meals and during the night. Premeal boluses of short-acting insulin are designed to cover the food eaten during a meal. This allows more flexibility as to when meals are eaten. Insulin pumps are not for everyone. An endocrinologist and diabetes educator can determine the best candidates for pump therapy.

## Insulin Reactions

When clients do not eat the prescribed diet but continue to take the prescribed insulin, hypoglycemia can result. This is called an **insulin reaction,** or *hypo-glycemic episode,* and may lead to **coma** and death. Symptoms include headache, blurred vision, tremors, confusion, poor coordination, and eventual unconsciousness. Insulin reaction is dangerous because if frequent or prolonged, brain damage can occur. (The brain must have sufficient amounts of glucose in order to function.) The physician should be consulted if an insulin reaction occurs or seems imminent.

Conscious clients may be treated by giving them a glucose tablet, a sugar cube, or a beverage containing sugar followed by a complex carbohydrate. If the client is unconscious, intravenous treatment of dextrose and water is given. It is advisable for the diabetic client to carry identification explaining the condition so that people do not think he or she is drunk when, in reality, the person is experiencing an insulin reaction.

**insulin reaction**
hypoglycemia leading to insulin coma caused by too much insulin or too little food

**coma**
state of unconsciousness

**EXPLORING THE WEB**

Search the Web for additional information on insulin therapies. What different types of therapies exist? Are there any experimental therapies currently being used and researched? What are some of the trial findings for these therapies?

# CONSIDERATIONS FOR THE HEALTH CARE PROFESSIONAL

It is important to point out to the diabetic client that one can live a near-normal life if the diet is followed, medication is taken as prescribed, and time is allowed for sufficient exercise and rest. The importance of eating all of the prescribed food must be emphasized. It is important for meals to be eaten at regular times so that the insulin–glucose balance can be maintained. It is imperative that the client learn to read carefully all labels on commercially prepared foods.

Adjustments must be made in shopping, cooking, and eating habits so that the diet plan can be followed. Family meals can be simply adapted for the diabetic diet. The diabetic client soon learns which exchange lists are to be included at each meal and at snack times and the foods within each exchange list. (See Table 17-3 for the exchange lists, Table 17-4 for free foods, and Table 17-5 for seasonings that can be used.)

## *Table 17-4* *Free Foods Allowed on the Exchange List*

### FREE FOOD LIST

A *free food* is any food or drink that contains less than 20 calories or less than 5 g of carbohydrate per serving. Foods with a serving size listed should be limited to three servings per day. Be sure to spread them out throughout the day. Eating all three servings at one time could affect your blood glucose level. Foods listed without a serving size can be eaten as often as you like.

#### Fat-Free or Reduced-Fat Foods

| | |
|---|---|
| Cream cheese, fat-free | 1 Tbsp |
| Creamers, nondairy, liquid | 1 Tbsp |
| Creamers, nondairy, powdered | 2 tsp |
| Mayonnaise, fat-free | 1 Tbsp |
| Mayonnaise, reduced fat | 1 tsp |
| Margarine, fat-free | 4 Tbsp |
| Margarine, reduced fat | 1 tsp |
| Miracle Whip, nonfat | 1 Tbsp |
| Miracle Whip, reduced fat | 1 tsp |
| Nonstick cooking spray | |
| Salad dressing, fat-free | 1 Tbsp |
| Salad dressing, fat-free, Italian | 2 Tbsp |
| Salsa | ¼ cup |
| Sour cream, fat-free, reduced fat | 1 Tbsp |
| Whipped topping, regular light | 2 Tbsp |

#### Drinks

| | |
|---|---|
| Bouillon, broth, consommé* | |
| Bouillon or broth, low sodium | |
| Carbonated or mineral water | |
| Club soda | |
| Cocoa powder, unsweetened | 1 Tbsp |
| Coffee | |
| Diet soft drinks, sugar-free | |
| Drink mixes, sugar-free | |
| Tea | |
| Tonic water, sugar-free | |

#### Sugar-Free or Low-Sugar Foods

| | |
|---|---|
| Candy, hard, sugar-free | 1 candy |
| Gelatin dessert, sugar-free | |
| Gelatin, unflavored | |
| Gum, sugar-free | |
| Jam or jelly, low-sugar or light | 2 tsp |
| Syrup, sugar-free | 2 Tbsp |
| Sugar substitutes, alternatives, or replacements that are approved by the Food and Drug Administration (FDA) are safe to use. Common brand names include: | |
| Equal (aspartame) | |
| Sprinkle Sweet (saccharin) | |
| Sweet One (acesulfame K) | |
| Sweet-10 (saccharin) | |
| Sugar Twin (saccharin) | |
| Sweet'N Low (saccharin) | |

#### Condiments

| | |
|---|---|
| Catsup | 1 Tbsp |
| Horseradish | |
| Lemon juice | |
| Lime juice | |
| Mustard | |
| Pickles, dill* | 1½ large |
| Soy sauce, regular or light* | |
| Taco sauce | 1 Tbsp |
| Vinegar | |

* = 400 mg or more of sodium per exchange.

Source: American Diabetes Association or the American Dietetic Association, Inc. *Choose Your Foods: Exchange Lists for Diabetes.* Copyright © 2008 by the American Diabetes Association and the American Dietetic Association.

**Table 17-5 Useful Seasonings**

*Read the label, and choose those seasonings that do not contain sodium or salt.*

| | | |
|---|---|---|
| Basil (fresh) | Garlic | Oregano |
| Celery seeds | Garlic powder | Paprika |
| Cinnamon | Herbs | Pepper |
| Chili powder | Hot pepper sauce | Pimento |
| Chives | Lemon | Spices |
| Curry | Lemon juice | Soy sauce |
| Dill | Lemon pepper | Soy sauce, low sodium ("lite") |
| Flavoring extracts (vanilla, almond, walnut, peppermint, lemon, butter, etc.) | Lime | Wine, used in cooking (¼ cup) |
| | Lime juice | Worcestershire sauce |
| | Mint | |
| | Onion powder | |

Source: American Diabetes Association or the American Dietetic Association, Inc. *Choose Your Foods: Exchange Lists for Diabetes*. Copyright © 2008 by the American Diabetes Association and the American Dietetic Association.

## SUMMARY

The diabetic diet is used in treating diabetes, a metabolic disease caused by the improper functioning of the pancreas that results in inadequate production or utilization of insulin. If the condition is left untreated, the body cannot use glucose properly, and then serious complications, even death, can occur. Treatment includes diet, medication, and exercise. Diabetic diets are prescribed by the physician or dietitian in consultation with the client.

## DISCUSSION TOPICS

1. Explain why diabetes is a serious disease.
2. What is insulin? What is its use? Why can it not be taken orally?
3. What is the function of oral diabetes medication? For which type of diabetes is it usually prescribed?
4. Explain the differences between type 1 and type 2 diabetes.
5. Describe the symptoms of type 1 diabetes. Include the following terms: hyperglycemia, renal threshold, glycosuria, polydipsia, polyuria, polyphagia, ketones, ketonuria, and acidosis.
6. Explain why it is essential that diabetic clients read labels on food.
7. Why are "dietetic" foods not recommended for diabetic clients?
8. Discuss how an insulin reaction might occur.
9. How would pregnancy affect the diet of a client with type 1 diabetes? How would lactation affect the diet of a client with type 1 diabetes?
10. Discuss the effects of exercise on glucose utilization.

## SUGGESTED ACTIVITIES

1. Ask a physician or dietitian or diabetic educator to speak to the class on diabetes and its treatment.
2. Ask a diabetic educator to explain and demonstrate carbohydrate counting.

3. Visit a local supermarket and compare regular and "dietetic" containers of food in terms of cost, calories, and nutrient content.
4. Invite someone with type 1 diabetes to talk to the class about his or her condition.
5. Invite someone with type 2 diabetes to talk to the class about his or her condition.

# REVIEW

Access StudyWARE CD for more review activities

Multiple choice. Select the *letter* that precedes the best answer.

1. Diabetes mellitus is a metabolic disorder
   a. caused by malfunction of the thyroid gland
   b. for which a low-fiber diet may be ordered
   c. in which glucose accumulates in the blood
   d. that is contagious
2. The metabolism of glucose
   a. depends on insulin secreted by the islets of Langerhans
   b. depends on enzymes present in pancreatic juice
   c. is totally dependent on the acid content of the stomach
   d. is directly related to secretions from the thyroid gland
3. Type 1 diabetes mellitus is treated by the
   a. administration of insulin
   b. exclusion of foods that contain glucose
   c. administration of thyroxine
   d. use of a low-fat diet
4. The physician may recommend as part of the nutritional management of diabetes that the diet
   a. consist of 40% to 50% proteins
   b. consist of no more than 30% carbohydrates
   c. contain 15% to 20% proteins
   d. exclude all simple sugars
5. Diets based on the exchange lists
   a. are appropriate for clients with type 1 diabetes
   b. are not appropriate for clients with type 2 diabetes
   c. eliminate all carbohydrates
   d. should not be used by nondiabetic persons who want to control their calories
6. When an excessive amount of glucose accumulates in the blood, the condition
   a. is called hypoglycemia
   b. leads to glycosuria
   c. is known as acidosis
   d. always leads to coma
7. Diabetic coma
   a. is called alkalosis
   b. is caused by inadequate insulin
   c. is caused by an excessive amount of insulin
   d. causes polyuria
8. Type 2 diabetes
   a. usually occurs before the age of 40
   b. usually occurs after the age of 40
   c. usually requires insulin
   d. cannot be controlled by diet and a glucose-lowering medication
9. Glucose-lowering medications
   a. have exactly the same effect as insulin
   b. cannot be used for clients over 40
   c. stimulate the pancreas to produce insulin
   d. are only used for clients with type 1 diabetes mellitus
10. Diabetic diets based on the exchange lists regulate amounts of
    a. carbohydrate
    b. calories
    c. protein and fat
    d. all of the above

StudyWARE

# CASE IN POINT

## MARIE-CLAIRE: MANAGING NEW-ONSET TYPE 2 DIABETES

Marie-Claire, a 36-year-old female of French background, is a busy mother of two older teens. She loves sports and prides herself on her appearance. She works out at the gym 3 nights a week. Marie-Claire has noticed that she is drinking a lot more water than she normally would and is always hungry. She attributes this to an unusually hot summer and to playing softball in the middle of the day. She has tried to curb her appetite and finds it difficult to do. But she continues to lose weight, so she thinks everything is fine. Marie-Claire had worked in human resources for a local recreational vehicle company, somewhat far from home. Because of the distance from home, she applied and has been hired at a new company just 10 miles from her home. Before starting her position, she has a preemployment physical. The NP doing the assessment listens to Marie-Claire and requests that she have a fasting blood sugar drawn. The results are high, 290. After more testing, Marie-Claire is told she has type 2 diabetes. She is to report to a dietitian within 3 days, bringing with her a diet history for those 3 days. She is started on glipizide metformin (Metaglip) for her blood glucose control.

### ASSESSMENT

1. What do you know about Marie-Claire so far?
2. Using the rule of thumb in Chapter 16, what is Marie-Claire's ideal weight? At 5 feet 6 inches and 152 pounds, does she need to lose weight?
3. What are you looking for when reviewing her food diary?

### DIAGNOSIS

4. Write a diagnostic statement for Marie-Claire.

### PLAN/GOAL

5. What are reasonable, measurable goals for Marie-Claire?

### IMPLEMENTATION

6. The dietitian recommends an 1,800-calorie diet for Marie-Claire. What distribution of categories would, as her nurse, you select for milk, bread, meat, fat, vegetables, and fruit?
7. After Marie-Claire learns the exchange system, what else does she need to do to manage her diabetes?
8. What would the advantages of the carbohydrate-counting system be compared with those of the exchange system?
9. How would the Web site of the American Diabetes Association, www.diabetes.org, help Marie-Claire?

### EVALUATION/OUTCOME CRITERIA

10. At her 2-month follow-up visit with the diabetes team, what should Marie-Claire's HgbA1c be?
11. What should she be able to write out or describe?
12. What should her weight be?
13. Why would it be important to check her blood pressure and lipid levels?

### THINKING FURTHER

14. Why is it important for all diabetic clients to maintain a normal blood glucose level?
15. What are the potentially serious health consequences of diabetic clients not controlling their diabetes?

### RATE THIS PLATE

Marie-Claire has seen a diabetes educator and decided that carbohydrate counting would be the easiest way to plan her menus. What do you think of her lunch? On an 1,800-calorie diet plan, Marie-Claire is allowed 4 carbohydrate choices per meal.

**Sandwich made of:**
**2 slices 100% whole wheat bread**
**3 oz sliced roast beef**
**1 Tbsp reduced-fat mayonnaise**
**2 slices tomato**
**2 large pieces of leaf lettuce**
**¼ cup raw mini carrots**
**1 oz baked potato chips**
**½ cup sugar-free chocolate pudding**

# CASE IN POINT

StudyWARE

## BRIAN: MANAGING NEW-ONSET TYPE 1 DIABETES

Brian, a 17-year-old African American high school junior, was in his first semester of school when he developed an insatiable appetite. In addition, no matter how much he ate, he did not gain weight. During the night he noticed that he had to go to the bathroom "a lot" and had little to void. His mother became concerned when Brian told her about his nights and the fact that he was always thirsty. His mother noticed that he was becoming terribly thin, and she knew how much he was eating. After telling his mother that he seemed to always be tired, she decided to take him to their doctor. The doctor took a history and tested his urine and blood and then admitted Brian to the hospital with a diagnosis of type 1 diabetes.

### ASSESSMENT

1. List all the subjective information you have about Brian related to diabetes.
2. What objective data do you have about Brian?
3. What tests are necessary to confirm the diagnosis of diabetes?

### DIAGNOSIS

4. What education will be needed for Brian's diagnosis?
5. What other diagnoses, either actual or potential, apply to Brian?

### PLAN/GOAL

6. Complete the following goal statement: Brian will verbalize his self-care measures related to _____.
7. Complete the following goal statement: Brian will verbalize and demonstrate diabetic survival skills and information by _____.

### IMPLEMENTATION

The doctor has prescribed a mixed insulin injection for Brian twice a day, a diabetic diet, and exercise.

8. What topics are essential for Brian to learn?
9. What skills does he need to master before he goes home?
10. Who else needs to be in class with Brian?
11. What information does Brian's mother need to know about emergency situations?
12. What does Brian need to know about exercise?

### EVALUATION/OUTCOME CRITERIA

13. What should Brian's fasting blood sugar be at his 2-week follow-up appointment?
14. What should he be able to verbalize and demonstrate?
15. What should happen to his weight?

### THINKING FURTHER

16. Why is it essential for Brian to manage his diabetes?
17. What challenges does Brian face in balancing between being a carefree teenager and managing a serious chronic disease?

### RATE THIS PLATE

Brian was admitted to the hospital to regulate his blood glucose and to start him on insulin. While he is in the hospital, he will also receive basic diabetic education and then return as an outpatient for further education. He has had basic carbohydrate counting with the dietitian and is now home and is helping his mom plan his meals. He is on a 2,400-calorie ADA diet. Rate the plate.

**2 pork chops**
**1½ cups mashed potatoes with gravy**
**½ cup cooked greens**
**2 slices bread with butter**
**16 oz skim milk**
**1 cup ice cream with ½ cup fresh peaches**

Did Brian get enough carbohydrates? How many does he need? Is this plate correct? If not, how would you change it?




# DIET AND CARDIOVASCULAR DISEASE

## KEY TERMS

StudyWARE

angina pectoris
arteriosclerosis
cardiomyopathy
cardiovascular disease (CVD)
cerebrovascular accident (CVA)
compensated heart disease
congestive heart failure (CHF)
coronary artery disease (CAD)
decompensated heart disease
endocardium
essential hypertension
hyperlipidemia
infarct
ischemia
lumen
monosodium glutamate (MSG)
myocardial infarction (MI)
myocardium
pericardium
peripheral vascular disease (PVD)
primary hypertension
secondary hypertension
serum cholesterol
thrombus
vascular disease

## OBJECTIVES

After studying this chapter, you should be able to:

- Identify factors that contribute to heart disease
- Explain why cholesterol and saturated fats are limited in some cardiovascular conditions
- Identify foods to avoid or limit in a cholesterol-controlled diet
- Explain why sodium is limited in some cardiovascular conditions
- Identify foods that are limited or prohibited in sodium-controlled diets

**Cardiovascular disease (CVD)** affects the heart and blood vessels. It is the leading cause of death and permanent disability in the United States today. The grief and economic distress it causes are staggering. Organizations, especially the American Heart Association, are promoting programs designed to alert people to the risk factors for cardiovascular disease and thereby reduce its frequency. A group of risk factors have been identified and are known as the metabolic syndrome, previously known as syndrome X. These risk factors apply to children as well as adults.

- Abdominal obesity
- High blood lipids such as high triglycerides, low HDL, and high LDL
- High blood pressure

**cardiovascular disease (CVD)**
disease affecting heart and blood vessels

**myocardial infarction (MI)**
heart attack; caused by the blockage of an artery leading to the heart

**compensated heart disease**
heart disease in which the heart is able to maintain circulation to all body parts

**decompensated heart disease**
heart disease in which the heart cannot maintain circulation to all body parts

**myocardium**
heart muscle

**endocardium**
lining of the heart

**pericardium**
outer covering of the heart

**arteriosclerosis**
hardening of the arteries

**vascular disease**
disease of the blood vessels

**lumen**
the hollow area in a tube

**ischemia**
reduced blood flow causing an inadequate supply of nutrients and oxygen to, and wastes from, tissues

**angina pectoris**
pain in the heart muscle due to inadequate blood supply

**thrombus**
blood clot

**infarct**
dead tissue resulting from blocked artery

- Insulin resistance
- Elevated highly sensitive C-reactive protein in the blood

Those diagnosed with metabolic syndrome are at increased risk of coronary heart disease, stroke, peripheral vascular disease, and type 2 diabetes.

Cardiovascular disease can be acute (sudden) or chronic. **Myocardial infarction,** or **MI,** is an example of the acute form. Chronic heart disease develops over time and causes the loss of heart function. If the heart can maintain blood circulation, the disease is classified as **compensated heart disease.** Compensation usually requires that the heart beat unusually fast. Consequently, the heart enlarges. If the heart cannot maintain circulation, the condition is classified as **decompensated heart disease,** and congestive heart failure (CHF) occurs. The heart muscle (**myocardium**), the valves, the lining (**endocardium**), the outer covering (**pericardium**), or the blood vessels may be affected by heart disease.

## ATHEROSCLEROSIS

**Arteriosclerosis** is the general term for **vascular disease** in which arteries harden (become thickened), making the passage of blood difficult and sometimes impossible. Atherosclerosis is the form of arteriosclerosis that most frequently occurs in developed countries. It is believed to begin in childhood and is considered one of the major causes of heart attack.

Atherosclerosis affects the inner lining of arteries (the intima), where deposits of cholesterol, fats, and other substances accumulate over time, thickening and weakening artery walls. These deposits are called plaque (Figure 18-1). Plaque deposits gradually reduce the size of the **lumen** of the artery and, consequently, the amount of blood flow. The reduced blood flow causes an inadequate supply of nutrients and oxygen delivery to and waste removal from the tissues. This condition is called **ischemia.**

The reduced oxygen supply causes pain. When the pain occurs in the chest and radiates down the left arm, it is called **angina pectoris** and should be considered a warning. When the lumen narrows so that a blood clot (**thrombus**) occurs in a coronary artery and blood flow is cut off, a heart attack occurs. The dead tissue that results is called an **infarct.** The heart muscle that should have

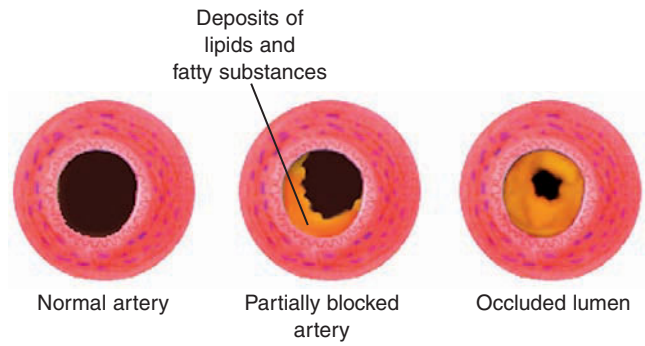


***Figure 18-1*** *Progression of atherosclerosis.*

received the blood is the myocardium. Thus, such an attack is commonly called an acute myocardial infarction (MI). Some clients who experience an MI will require surgery to bypass the clogged artery. The procedure is a coronary artery bypass graft (CABG), which is commonly referred to as bypass surgery.

When blood flow to the brain is blocked in this way or blood vessels burst and blood flows into the brain, a stroke, or **cerebrovascular accident (CVA),** results. When it occurs in tissue some distance from the heart, it is called **peripheral vascular disease (PVD).**

**cerebrovascular accident (CVA)**
either a blockage or bursting of blood vessel leading to the brain

**peripheral vascular disease (PVD)**
narrowed arteries some distance from the heart

**hyperlipidemia**
excessive amounts of fats in the blood

**serum cholesterol**
cholesterol in the blood

## Risk Factors

**Hyperlipidemia,** hypertension (high blood pressure), and smoking are major risk factors for the development of atherosclerosis. Other contributory factors are believed to include obesity, diabetes mellitus, male sex, heredity, personality type (ability to handle stress), age (risk increases with years), and sedentary lifestyle. Although some of these factors are beyond one's control, some factors are not.

It is known that dietary cholesterol and triglycerides (fats in foods and in adipose tissue) contribute to hyperlipidemia. Foods containing saturated fats and trans fats increase **serum cholesterol,** whereas unsaturated fats tend to reduce it.

Lipoproteins carry cholesterol and fats in the blood to body tissues. Low-density lipoprotein (LDL) carries most of the cholesterol to the cells, and elevated blood levels of LDL are believed to contribute to atherosclerosis. High-density lipoprotein (HDL) carries cholesterol from the tissues to the liver for eventual excretion. It is believed that low serum levels of HDL can contribute to atherosclerosis.

Diet can alleviate hypertension (discussed later in this chapter), reduce obesity, and help control diabetes mellitus. A sedentary lifestyle can be changed. Exercise can help the client lose weight, lower blood pressure, and increase the HDL ("good") cholesterol level. Exercise must be done in consultation with the physician and be increased gradually. Also, one can stop smoking. In sum, a person can considerably reduce the risk of atherosclerosis and thus an MI, CVA, and PVD.

# MEDICAL NUTRITION THERAPY FOR HYPERLIPIDEMIA

Medical nutrition therapy is the primary treatment for hyperlipidemia. It involves reducing the quantity and types of fats and often calories in the diet. When the amount of dietary fat is reduced, there is typically a corresponding reduction in the amount of cholesterol and saturated fat ingested and a loss of weight. In overweight persons, weight loss alone will help reduce serum cholesterol levels.

The American Heart Association categorizes blood cholesterol levels of 200 mg/dl or less to be desirable, 200 to 239 mg/dl to be borderline high, and 240 mg/dl and greater to be high.

In an effort to prevent heart disease, the American Heart Association has developed guidelines in which it is recommended that adult diets contain less than 200 mg of cholesterol per day and that fats provide no more than 20% to 35% of calories, with a maximum of 7% from saturated fats and trans fat, a maximum of 8% from polyunsaturated fats, and a maximum of 15% to 20%

of monounsaturated fats. Carbohydrates should make up 50% to 55% of the calories and proteins from 12% to 20% of them. Currently, it is believed that nearly 40% of the calories in the average U.S. diet come from fats.

A fat-restricted diet can be difficult for the client to accept. A diet very low in fat will seem unusual and highly unpalatable (unpleasant-tasting) to most clients. It takes approximately 2 or 3 months to adjust to a low-fat diet. If the physician will allow it, the change in the nutrient makeup of the diet should be made gradually (Table 18-1).

**Table 18-1** ***Foods to Include and Foods to Avoid on Fat-Restricted Diets***

| FOODS TO INCLUDE | FOODS TO AVOID |
|---|---|
| **Breads and Cereals** | |
| Whole-grain breads and rolls | Breads made with egg or cheese, croissants |
| Plain buns, bagels, pita bread | Bakery products |
| Cereals without coconut | Butter crackers |
| Saltines, matzos, rusks | |
| Rice, pasta | |
| **Vegetables and Fruits** | |
| Any fresh fruit or vegetable, except coconut | Coconut oil, palm oil |
| **Meats, Poultry, and Fish** | |
| After trimming fat and removing skin before eating: | Fatty or prime-grade meats, pastrami, spareribs, sausage, bacon, lunch meats, domestic ducks and geese, organ meats |
| Fish, but limited shrimp or lobster | |
| Lean beef, pork, lamb, veal | |
| Egg whites, yolks (2–3 per week) | |
| **Dairy** | |
| Fat-free milk or low-fat milk | Milk with more than 1% fat, cream, nondairy creamers |
| Dry curd or low-fat cottage cheese | Most cheese, especially processed or blue |
| Buttermilk | |
| Puddings made with fat-free milk | |
| Low-fat cheese | |
| **Other Foods** | |
| Oils (canola, olive, peanut) | Butter |
| Syrup | Lard |
| Gelatin | Bakery desserts |
| Jelly | Ice creams |
| Honey | Fried foods |
| Fat-free broths | Commercially prepared meals; salad dressings |
| Margarine made from liquid corn, sesame, olive, or sunflower oil (in limited amounts) | Cream soups |
| | Cream sauces; gravies |
| Limited nuts (walnuts, almonds) | |
| Limited homemade salad dressings | |
| Sherbet | |
| Hard candy | |

Information about the fat content of foods and methods of preparation that minimize the amount of fat in the diet are essential to the client. The client must be taught to select whole, fresh foods and to prepare them without the addition of any fat. Only lean meat should be selected, and all visible fat must be removed. Fat-free milk and fat-free milk cheeses should be used instead of whole milk and natural cheeses. Desserts containing whole milk, eggs, and cream are to be avoided.

In a fat-controlled diet, one must be particularly careful when using animal foods. Cholesterol is found only in animal tissue. Organ meats, egg yolks, and some shellfish are especially rich in cholesterol and should be used in limited quantities, if at all. Saturated fats are found in all animal foods and in coconut, chocolate, and palm oil. They tend to be solid at room temperature. Polyunsaturated fats are derived from plants and some fish and are usually soft or liquid at room temperature. Soft margarine containing mostly liquid vegetable oil is substituted for butter, and liquid vegetable oils are used in cooking.

Studies indicate that water-soluble fiber, such as that found in oat bran, legumes, and fruits, bind with cholesterol-containing substances and prevent their reabsorption by the blood. It is thought that 20 to 25 grams of soluble fiber a day will effectively reduce serum cholesterol by as much as 15%. This is a large amount of fiber and must be introduced gradually to the diet along with increased fluids or the client will suffer from flatulence. Table 18-2 lists foods to limit on a low-cholesterol diet.

Some clients will find the diabetic exchange lists useful for controlling the fat content of their diets. When fat-controlled diets are severely restricted, limiting calorie intake to 1,200, they may be deficient in fat-soluble vitamins. Consequently, a vitamin supplement may be needed.

**Table 18-2** ***Foods to Limit on a Low-Cholesterol Diet***

| | |
|---|---|
| Fats on meats and fish | Natural cheeses |
| Lard | Commercially fried foods |
| Organ meats | Commercially prepared baked goods |
| Bacon | Commercially prepared meatloaf |
| Lunch meats | Commercially prepared mayonnaise |
| Prime-grade meats marbled with fat | Quiche Lorraine |
| Duck | Chicken à la king |
| Skin on chicken and turkey | Cheeseburgers |
| Crab meat | Chicken livers |
| Shrimp | Custard |
| Lobster | Soufflé |
| Egg yolks | Lemon meringue pie |
| Butter | Cheesecake |
| Cream | Ice cream |
| Whole milk | Eggnog |

**Table 18-3** *Sample Menus for a Fat-Controlled Diet*

| BREAKFAST | LUNCH | DINNER |
|---|---|---|
| Orange | Tomato juice | 3 oz salmon |
| Oatmeal | Uncreamed cottage cheese on fruit salad | Baked sweet potato |
| 1 Tbsp sugar and | 2 slices wheat toast with 2 Tbsp honey | Baked acorn squash with 1 Tbsp honey |
| 1 cup fat-free milk | Angel food cake | Lettuce salad |
| 1 slice whole wheat toast | 1 cup fat-free milk | 1 slice whole wheat bread |
| 1 Tbsp jelly | Tea | 1 Tbsp jelly |
| Coffee | | Canned peaches |
| | | 1 cup fat-free milk |
| | | Tea |

**EXPLORING THE WEB**

Search the Web for additional information on cholesterol-lowering drugs. Create a table of these drugs and list the side effects of each drug, including any foods or medications that drug reacts with and any contraindications for use of the drug.

If appropriate blood lipid levels cannot be attained within 3 to 6 months by the use of a fat-restricted diet alone (see Table 18-3 for menus), the physician can prescribe a cholesterol-lowering drug such as atorvastatin (Lipitor) or simvastatin (Zocor). Food and/or drug interactions can occur with cholesterol-lowering drugs, as well as with other cardiac drugs. For example, Zocor and Lipitor interact with grapefruit and its juice; therefore total avoidance is necessary.

## MYOCARDIAL INFARCTION

Myocardial infarction is caused by the blockage of a coronary artery supplying blood to the heart. The heart tissue denied blood because of this blockage dies (see Figure 18-2). Atherosclerosis is a primary cause, but hypertension, abnormal blood clotting, and infection such as that caused by rheumatic fever (which damages heart valves) are also contributory factors.

After the attack, the client is in shock. This causes a fluid shift, and the client may feel thirsty. The client should be given nothing by mouth (NPO), however, until the physician evaluates the condition. If the client remains nauseated after the period of shock, IV infusions are given to prevent dehydration.

After several hours, the client may begin to eat. A liquid diet may be recommended for the first 24 hours. Following that, a low-cholesterol–low-sodium diet is usually given, with the client regulating the amount eaten.

Foods should not be extremely hot or extremely cold. They should be easy to chew and digest and contain little roughage so that the work of the heart will be minimal. Both chewing and the increased activity of the gastrointestinal tract that follow ingestion of high-fiber foods cause extra work for the heart. The percentage of energy nutrients will be based on the particular needs of the client, but, in most cases, the types and amounts of fats will be limited. Sodium is usually limited to prevent fluid accumulation. Some physicians will order a restriction on the amount of caffeine for the first few days after an MI. The dual goal is to allow the heart to rest and its tissue to heal.

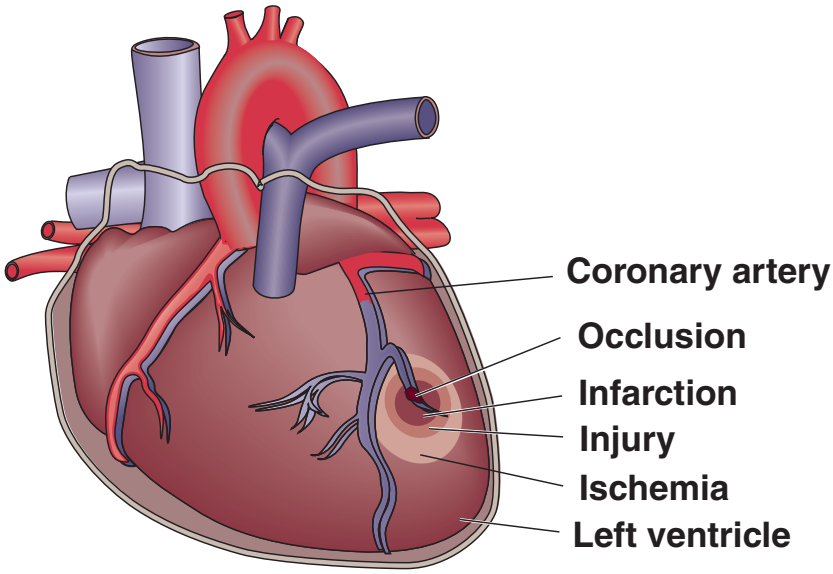


***Figure 18-2*** *When a coronary artery is occluded, the heart muscle dies.*

## CONGESTIVE HEART FAILURE

**Congestive heart failure (CHF)** is an example of decompensation, or severe heart disease. Heart failure is caused by conditions that damage the heart muscle, including **coronary artery disease (CAD),** heart attack, **cardiomyopathy,** valve disease, heart defects present at birth, diabetes mellitus, and chronic renal disease. Heart failure can also occur if several diseases or conditions are present. In this situation, when damage is extreme and the heart cannot provide adequate circulation, the amount of oxygen taken in is insufficient for body needs. Shortness of breath is common, and chest pain can occur on exertion.

Because of the reduced circulation, tissues retain fluid that would normally be carried off by the blood. Sodium builds up, and more fluid is retained, resulting in edema. In an attempt to compensate for this pumping deficit, the heart beats faster and enlarges. This adds to the heart's burden. In advanced cases when edema affects the lungs, death can occur.

With the inadequate circulation, body tissues do not receive sufficient amounts of nutrients. This insufficiency can cause malnutrition and underweight, although the edema can mask these problems. In some cases a fluid restriction may be ordered.

Diuretics to aid in the excretion of water and sodium and a sodium-restricted diet are typically prescribed. Because diuretics can cause an excessive loss of potassium, the client's blood potassium should be carefully monitored to prevent hypokalemia, which can upset the heartbeat. Fruits, especially oranges, bananas, and prunes, can be useful in such a situation because they are excellent sources of potassium and contain only negligible amounts of sodium (Table 18-4). When necessary, the physician will prescribe supplementary potassium.

**congestive heart failure (CHF)**
a form of decompensated heart disease

**coronary artery disease (CAD)**
severe narrowing of the arteries that supply blood to the heart

**cardiomyopathy**
damage to the heart muscle caused by infection, alcohol, or drug abuse

## *In The Media*

**DARK CHOCOLATE MAY REDUCE BLOOD PRESSURE AND IMPROVE INSULIN RESISTANCE**

A daily bar-sized serving of flavonol-rich dark chocolate might lower your blood pressure and improve insulin resistance, according to a report in *Hypertension* (a journal published by the American Heart Association). Flavonoids are natural antioxidants found in many plant foods.

The study control group was fed white chocolate, which has no flavonoids. The researchers concluded that flavonoid-rich foods should be part of an overall healthy diet, with small amounts of dark chocolate being included, as well as fruits, vegetables, and whole grains.

(Source: Adapted from Meisel, 2005.)

**Table 18-4** *Potassium-Rich Foods*

| FRUITS | | |
|---|---|---|
| Apricots | Dates | Kiwifruit |
| Oranges | Figs | Peaches |
| Bananas | Raisins | Pineapple |
| Avocados | Honeydew melon | Prunes |
| Cantaloupe | Grapefruit | Strawberries |

| VEGETABLES | |
|---|---|
| Asparagus | Squash |
| Broccoli | Tomatoes |
| Cabbage | Spinach |
| Green beans | Potatoes, sweet potatoes, yams |
| Pumpkin | |

# HYPERTENSION

When blood pressure is chronically high, the condition is called hypertension (HTN). In 90% of hypertension cases, the cause is unknown, and the condition is called **essential,** or **primary, hypertension.** The other 10% of the cases are called **secondary hypertension** because the condition is caused by another problem. Some causes of secondary hypertension include kidney disease, problems of the adrenal glands, and use of oral contraceptives.

The blood pressure commonly measured is that of the artery in the upper arm. This measurement is made with an instrument called the sphygmomanometer. The top number is the systolic pressure, taken as the heart contracts. The lower number is the diastolic pressure, taken when the heart is resting. The pressure is measured in millimeters of mercury (mm Hg). Hypertension can be diagnosed when, on several occasions, the systolic pressure is 140 mm Hg or more and the diastolic pressure is 90 mm Hg or more. The blood pressure categories are the following:

- Normal—less than 120/less than 80 mm Hg
- Prehypertension—120–139/80–88 mm Hg
- Stage 1 hypertension—140–159/90–99 mm Hg
- Stage 2 hypertension—160/100 mm Hg

Hypertension contributes to heart attack, stroke, heart failure, and kidney failure. It is sometimes called the *silent disease* because sufferers can be asymptomatic (without symptoms). Its frequency increases with age, and it is more prevalent among African Americans than others.

Heredity and obesity are predisposing factors in hypertension. Smoking and stress also contribute to hypertension. Weight loss usually lowers the blood pressure and, consequently, clients are often placed on weight reduction diets.

**essential hypertension**
high blood pressure with unknown cause; also called primary hypertension

**primary hypertension**
high blood pressure resulting from an unknown cause

**secondary hypertension**
high blood pressure caused by another condition such as kidney disease

Excessive use of ordinary table salt also is considered a contributory factor in hypertension. Table salt consists of over 40% sodium plus chloride. Both are essential in maintaining fluid balance and thus blood pressure. When consumed in normal quantities by healthy people, they are beneficial.

When the fluid balance is upset and sodium and fluid collect in body tissue, causing edema, extra pressure is placed on the blood vessels. A sodium-restricted diet, often accompanied by diuretics, can be prescribed to alleviate this condition. When the sodium content in the diet is reduced, the water and salts in the tissues flow back into the blood to be excreted by the kidneys. In this way, the edema is relieved. The amount of sodium restricted is determined by the physician on the basis of the client's condition.

Previous research focused primarily on sodium as a primary factor in the development of hypertension, but as research continues, the effects of chloride also are receiving increasing scrutiny. In addition, the particular roles of calcium and magnesium in relation to hypertension are being studied. Knowing that sodium raises blood pressure and that potassium lowers blood pressure, the NIH (National Institutes of Health) created the DASH (Dietary Approaches to Stop Hypertension) eating plan. The DASH plan has been clinically shown to reduce high blood pressure while increasing the serving of fruits and vegetables to 8 to 12 servings per day, depending upon calorie intake. See Appendix C-1. Many fruits and vegetables are high in potassium levels, which will lower blood pressure. The newest guideline for potassium intake is 4.7 grams, or 4,700 mg, per day to lower blood pressure. It is recommended that a physician be consulted if the DASH eating plan is undertaken and one is already on blood pressure–lowering medication.

## DIETARY TREATMENT FOR HYPERTENSION

As indicated above, weight loss for the obese client with hypertension usually lowers blood pressure, and thus a calorie-restricted diet might be prescribed. A sodium-restricted diet frequently is prescribed for clients with hypertension. Certain ethnic groups, such as African Americans with new onset of HTN and those already diagnosed with HTN, should limit sodium intake to 1,500 mg/day. A discussion of this diet follows. When diuretics are prescribed together with a sodium-restricted diet, the client may lose potassium via the urine and, thus, be advised to increase the amount of potassium-rich foods in the diet (see Table 18-4).

### Sodium-Restricted Diets

A sodium-restricted diet is a regular diet in which the amount of sodium is limited. Such a diet is used to alleviate edema and hypertension. Most people obtain far too much sodium from their diets. It is estimated that the average adult consumes 7 grams of sodium a day. A committee of the Food and Nutrition Board recommends that the daily intake of sodium be limited to no more than 2,300 mg (2.3 grams), and the Board itself set a safe minimum at 500 mg/day for adults (see Table 8-6). Sodium is found in food, water, and medicine.

**EXPLORING THE WEB**

Visit the American Heart Association's Web site at www.americanheart.org. Look for information on hypertension. Create a list of factors that may predispose people to hypertension. List ways to alleviate these risks and prevent hypertension and other serious heart conditions. How can diet play a role in alleviating some of these risk factors?

**SUPERSIZE USA**

"Love, love, love Chinese buffets! Lunch is eaten out since I am on the road as a sales representative. I have discovered that Chinese buffets are a good place to eat because I can get a lot of food and even desserts. I usually eat at the buffets at least three times a week. During my yearly checkup, my doctor told me that my blood pressure was really high. She also commented on the weight that I had gained. What could be causing my blood pressure to be high? What can I do to lower my blood pressure? Is there anything in the Chinese food that could raise my blood pressure and cause me to gain weight?"

Sodium intake and increased weight could be causing high blood pressure. To lower it, lose weight, exercise, and do not salt your food at the table. Chinese food may contain MSG (monosodium glutamate). If you desire Chinese food, ask that the food be prepared with no MSG and order food in a clear sauce; brown sauces have soy sauce in them, which is high in sodium.

It is impossible to have a diet totally free of sodium. Meats, fish, poultry, dairy products, and eggs all contain substantial amounts of sodium naturally. Cereals, vegetables, fruits, and fats contain small amounts of sodium naturally. Water contains varying amounts of sodium. However, sodium often is added to foods during processing and cooking and at the table. The food label should indicate the addition of sodium to commercial food products. In some of these foods, the addition of sodium is obvious because one can taste it, as in prepared dinners, potato chips, and canned soups. In others, it is not. The following are examples of sodium-containing products frequently added to foods that the consumer may not notice.

**monosodium glutamate (MSG)**
a flavor enhancer containing large amounts of sodium

- Salt (sodium chloride)—used in cooking or at the table and in canning and processing.
- **Monosodium glutamate** (called **MSG** and sold under several brand names)—a flavor enhancer used in home, restaurant, and hotel cooking and in many packaged, canned, and frozen foods.
- Baking powder—used to leaven quick breads and cakes.
- Baking soda (sodium bicarbonate)—used to leaven breads and cakes; sometimes added to vegetables in cooking or used as an "alkalizer" for indigestion.
- Brine (table salt and water)—used in processing foods to inhibit growth of bacteria; in cleaning or blanching vegetables and fruits; in freezing and canning certain foods; and for flavor, as in corned beef, pickles, and sauerkraut.
- Disodium phosphate—present in some quick-cooking cereals and processed cheeses.
- Sodium alginate—used in many chocolate milks and ice creams for smooth texture.
- Sodium benzoate—used as a preservative in many condiments such as relishes, sauces, and salad dressings.
- Sodium hydroxide—used in food processing to soften and loosen skins of ripe olives, hominy, and certain fruits and vegetables.
- Sodium propionate—used in pasteurized cheeses and in some breads and cakes to inhibit growth of mold.
- Sodium sulfite—used to bleach certain fruits in which an artificial color is desired, such as maraschino cherries and glazed or crystallized fruit; also used as a preservative in some dried fruit, such as dried plums.

Because the amount of sodium in tap water varies from one area to another, the local department of health or the American Heart Association affiliate should be consulted if this information is needed. Softened water always has additional sodium. If the sodium content of the water is high, the client may have to use bottled water.

Some over-the-counter medicines contain sodium. A client on a sodium-restricted diet should obtain the physician's permission before using any medication or salt substitute. Many salt substitutes contain potassium, which can affect the heartbeat.

### *SPOTLIGHT on Life Cycle*

Clinical evidence indicates that mild sodium restriction can lower blood pressure. A no-added salt (4 grams of sodium) diet provides a wide variety of foods, limiting foods naturally high in salt such as bacon, lunch meat, dill pickles, chips, or foods with visible salt such as pretzels. The 4-gram-sodium diet also limits the use of salt at the table (removal of the salt shaker) but does allow for some salt in cooking. This diet is more appetizing and better tolerated by the older individual who may have many other restrictions or whose taste acuity is diminished.

The amount of sodium allowed depends on the client's condition and is prescribed by the physician. In extraordinary cases of fluid retention, a diet with 1 gram a day can be ordered. A very low restriction limits sodium to 2 grams a day. A moderate restriction limits sodium to 3 to 4 grams a day.

## Adjustment to Sodium Restriction

Sodium-restricted diets range from "different" to "tasteless" because most people are accustomed to salt in their food. It can be difficult for the client to understand the necessity for following such a diet, particularly if it must be followed for the remainder of his or her life. If the physician allows, it will help the client adjust if the sodium content of the diet can be reduced gradually.

It is helpful, too, to remind the client of the numerous herbs, spices, and flavorings allowed on sodium-restricted diets (Table 18-5). Clients will also find it useful to practice ordering from a menu so as to learn to choose those foods lowest in sodium content.

**Table 18-5** ***Foods to Allow and Foods to Avoid on 1–2-gram Sodium-Restricted Diets***

| FOODS PERMITTED ON MOST SODIUM-RESTRICTED DIETS | FOODS TO LIMIT OR AVOID |
|---|---|
| Fruit juices without additives | Tomato juice and vegetable cocktail |
| Fresh fruits | Canned vegetables, if not salt-free |
| Fresh vegetables (except for those on the "Avoid" list) | Sauerkraut |
| Dried peas or beans | Frozen vegetables if prepared with salt |
| Fat-free milk | Dried, breaded, smoked, or canned fish or meats |
| Puffed-type cereals | Cheeses; salted butter or margarine |
| Regular, cooked cereals without added salt, sugar, or flavorings | Salt-topped crackers or breads |
| Plain pasta | Salty foods such as potato chips, salted nuts, peanut butter, pretzels |
| Rice | Canned fish, meats, or soups |
| Unsalted, uncoated popcorn | Ham, salt pork, corned beef, lunch meats, smoked or canned fish |
| Fresh fish | Prepared relishes, salad dressings, catsup, soy sauce |
| Fresh unsalted meats | Bouillon, baking soda, baking powder, MSG |
| Unsalted margarine | Commercially prepared meals |
| Oil | Fast foods |
| Vinegar | |
| Spices containing no salt, herbs, lemon juice | |
| Unsalted nuts | |
| Hard candy | |
| Jams, jellies, honey | |
| Coffee, tea | |

### *In The Media*

**IS SALT IN YOUR DIET A PROBLEM?**

Here are some tips to decrease your salt intake:
1. Try herbs, spices, and other options to salt.
2. Limit the amount of chips and other snack foods you eat.
3. Try salt-free seasoning—they are great.
4. Check labels for hidden salt (see page 349).
5. Try salt-free or reduced-sodium foods.
6. When cooking, use half or none of the salt (except when baking bread). Everyone should decrease their salt intake to prevent future high blood pressure.
7. Try a salt substitute. Using too much will make food bitter.

Hope this will help with your lifestyle change. It will take about 3 months for your taste buds to get used to reduced or no salt. You can make it!

(Source: Adapted from Texas Heart Institute, 2009.)

## CONSIDERATIONS FOR THE HEALTH CARE PROFESSIONAL

Clients with heart conditions serious enough to require hospitalization can be frightened, depressed, or angry. Most will be told they must reduce the fats, sodium, and, sometimes, the amount of calories in their diets, which could make them feel overwhelmed. The health care professional will find various moods among these clients. Most will need nutritional advice. Some will want it. Some will be against the new diets. The most important thing the health care professional can do is help the cardiac client want to learn how to help himself or herself via nutrition.

## SUMMARY

Cardiovascular disease represents the leading cause of death in the United States. It may be acute, as in myocardial infarction, or chronic, as in hypertension and atherosclerosis. Hypertension may be a symptom of other disease. Weight loss, if the client is overweight, and a salt-restricted diet are typically prescribed.

Atherosclerosis is a vascular disease in which the arteries are narrowed by fatty deposits, reducing blood flow. Angina pectoris, myocardial infarction, or stroke can result. Because cholesterol is associated with atherosclerosis, a low-cholesterol diet or a fat-restricted diet might be prescribed.

By maintaining one's weight and activities at a healthy level, limiting salt and fat intake, and avoiding smoking, one reduces the risks of heart disease.

## DISCUSSION TOPICS

1. Why are sodium-restricted diets prescribed for clients with hypertension or heart failure?
2. What precautions might one take to prevent hypertension? To prevent atherosclerosis? Explain your answers.
3. What may occur in severe myocardial infarction? What causes myocardial infarction?

4. What are diuretics? How could they be harmful? How could this danger be avoided?
5. What is edema? How is it related to cardiovascular disease?
6. Are sodium-restricted diets nutritious? Why?
7. Why is it impossible to prepare a diet absolutely free of salt?
8. Why might a sodium-restricted diet be unpleasant for a client?
9. Why are potato chips and peanuts not allowed on sodium-restricted diets?
10. For what heart condition might a fat-controlled diet be ordered?
11. What is cholesterol? How is it associated with atherosclerosis?
12. Why is fat-free milk allowed on low-fat diets when whole milk is not?
13. What is hyperlipidemia? How is it related to atherosclerosis?
14. Discuss known risk factors for the development of atherosclerosis. Which could be avoided? Explain.

# SUGGESTED ACTIVITIES

1. Make a list of the foods eaten yesterday. Circle those foods that would not be allowed on a low-cholesterol diet and suggest satisfactory substitutions. Underline those not allowed on moderate sodium-restricted diets. Are any both circled and underlined?
2. Visit a local supermarket. List the foods containing sodium compounds. Suggest substitutes for these foods for clients on sodium-restricted diets.
3. Marita Jiminez was placed on a fat-restricted diet containing no more than 70 grams of fat. She wants to order the following breakfast. Would this be acceptable? Explain your answer and, if necessary, suggest alternative foods that would be acceptable.

   Sliced avocado
   Poached egg with ham in cheese sauce on English muffin
   Coffee with cream
4. Justin Chen has been told that he has atherosclerosis and must follow a low-cholesterol diet. He is visiting his aunt who is serving the following meal. Which of the foods can Justin eat, and which must he avoid? Why? Can he eat certain parts of any of the foods? If so, which? Why?

   Cream of broccoli soup
   Roast chicken
   Mashed potatoes with gravy
   Lima beans with butter
   Green salad with vinegar and oil dressing
   Rolls and butter
   Milk
   Angel food cake with whipped cream and strawberries
5. Susan Smith has developed hypertension and has been placed on a mild sodium-restricted diet. She has planned the following dinner for her daughter's graduation party. Which of the foods can she eat, and which must she avoid? Explain.

   Fresh fruit cup
   Baked ham
   Potato chips
   Fresh frozen broccoli chunks baked in canned cream of chicken soup
   Homemade coleslaw
   Rolls and butter
   Pickles and olives
   Chocolate cake with peppermint ice cream

# REVIEW

Access StudyWARE CD for more review activities

Multiple choice. Select the *letter* that precedes the best answer.

1. Sodium
   a. is an essential vitamin
   b. regulates metabolism
   c. adds flavor to foods
   d. is found in sugar
2. Sodium is commonly found in
   a. sugar
   b. fresh fruits
   c. baking soda and baking powder
   d. coffee and tea
3. A client with angina pectoris might be advised to follow a diet
   a. that contains limited sodium
   b. in which the calories are increased

c. containing minimum amounts of proteins
d. in which saturated fats are limited

**4.** Herbs, spices, and flavorings may
a. be used in sodium-restricted diets
b. never be used in sodium-restricted diets
c. increase sodium in the diet
d. be used only in the mild sodium-restricted diet

**5.** A sodium-restricted diet may be ordered for clients with
a. angina pectoris
b. lipidemia
c. congestive heart failure
d. atherosclerosis

**6.** When water accumulates in body tissues,
a. the condition is called edema
b. a fat-restricted diet may be prescribed
c. it is a definite symptom of myocardial infarction
d. salt is completely eliminated from the diet

**7.** It is thought that excessive fats in the blood over time contribute to
a. congestive heart failure
b. hypokalemia
c. plaque
d. edema

**8.** Table salt
a. is 100% sodium
b. is over 40% sodium
c. contains only negligible amounts of sodium
d. must be restricted in fat-restricted diets

**9.** In a low-cholesterol diet
a. eggs are used freely
b. fat-free milk is used instead of whole milk
c. organ meats are permitted
d. vegetable oils are not permitted

**10.** Cholesterol
a. has no connection to lipoproteins
b. is found in food and in body tissue
c. is the primary cause of congestive heart failure
d. is commonly found in fruits and vegetables

**11.** Foods allowed in a low-fat diet include
a. cheese
b. cooked vegetables
c. sausage
d. all soups

**12.** When preparing foods for the low-fat diet,
a. small amounts of fat can be added
b. visible fats must be removed from meats
c. fat-free milk is never used
d. butter is substituted for vegetable oil

**13.** On the low-cholesterol diet, saturated fats are
a. reduced
b. eliminated
c. increased
d. unchanged from the amount in the regular diet

**14.** Saturated fats are usually
a. solid at room temperature
b. liquid at room temperature
c. found in fruits
d. derived from plants

**15.** Polyunsaturated fats are usually
a. solid at room temperature
b. liquid at room temperature
c. found in animal foods
d. derived from dairy products

**16.** When the heart muscle reacts with pain because of inadequate blood supply after activity, the condition is called
a. cerebral accident
b. edema
c. hypertension
d. angina pectoris

**17.** Some examples of blood lipids are
a. triglycerides
b. lumens
c. diuretics
d. plaques

**18.** Examples of foods particularly rich in potassium are
a. milk and ice cream
b. beef and lamb
c. whole-grain breads and cereals
d. bananas and oranges

StudyWARE

# CASE IN POINT

## KADIM: EATING HEALTHY FOR HIS HEART

Kadim is a 29-year-old African American stock exchange manager for a large corporation. He has been feeling tightening in his chest for 3 days and now has shortness of breath and pain radiating down his left arm. Kadim thinks he is having a heart attack. He calls the EMS, who takes him to the hospital immediately. Kadim is admitted to the cardiac intensive care unit. He is placed on a cardiac monitor and is given nasal oxygen. The admitting nurse finds out that there is a history of heart attacks in young males in Kadim's family. His blood pressure is 210/110. His blood work shows a cholesterol of 320, elevated triglycerides, and markedly elevated LDL. As his team of physicians and nurses get Kadim stabilized, the dietitian places him on a low-cholesterol, low-fat, low-sodium diet. The doctor suggests that Kadim participate in a cardiac rehabilitation program to learn about exercise and his new diet. Kadim knew he was a candidate for a heart attack but decides to play the odds, hoping they would be in his favor. After all, he did eat well and exercised regularly before he started with his firm.

### ASSESSMENT

1. What subjective data do you have about Kadim and his health?
2. What objective data do you have?
3. How significant is his problem?
4. What are the potential consequences if Kadim ignores his doctor's advice?

### DIAGNOSIS

5. Write a diagnostic statement about Kadim's lack of knowledge regarding his cardiac condition and his new diet.
6. What education is needed to help achieve lower cholesterol?

### PLAN/GOAL

7. What are several reasonable goals for Kadim?

### IMPLEMENTATION

8. What dietary issues does Kadim need to learn to comply with his new diet?
9. What cardiac topics does Kadim need to learn to understand his new diet?
10. What two food categories can Kadim use that have almost no restriction in his new diet?
11. What other risk factors does Kadim have, and what does he need to do about them?
12. How could the information at the American Heart Association Web site, www.americanheart.org, be helpful to Kadim?

### EVALUATION/OUTCOME CRITERIA

13. If diet and exercise are successful, what changes will be measurable in 3 to 6 months?
14. What will the dietitian be able to assess in an interview with Kadim?
15. If the diet is insufficient to lower his cholesterol in 6 months, what is the doctor likely to do?

### FURTHER THINKING

16. What are the possible consequences for noncompliance for Kadim?

### RATE THIS PLATE

Kadim was ready to begin his weight loss and, hopefully, behavior modification. Kadim has a good start on healthy eating with a meal that contained meat, vegetables, fruit, and milk. He decided that he should plan menus by the week. Here is one of his dinners. Rate the plate.

**8 oz chicken breast baked with cream of mushroom soup**
**1 cup mashed potatoes with the juices from the chicken as gravy**
**Tossed salad with cucumber, tomato, and grated cheese on top (about 2 Tbsp)**
**Low-fat Italian dressing, about 4 Tbsp**
**Green beans with bacon bits**
**Baked apple with butter, brown sugar, and raisins in the center**
**8 oz 2% milk**

Kadim loved the dinner. Rate the plate for portions, additions, fat, and calories.

# CASE IN POINT

StudyWARE

## JOYCE: WATCHING WEIGHT FOLLOWING A HEART ATTACK

Joyce is a 62-year-old retired schoolteacher from a Turkish family. Five years ago she had three episodes of chest pain at school that were so bad that she was transported to the emergency department via ambulance. The first year after retirement she had a heart attack and required a coronary artery bypass graft. She had triple bypass surgery. Joyce was sufficiently frightened to stop smoking at this time. Joyce was placed on a low-sodium diet. Today she is calling her doctor because she is having trouble breathing and has noticed severe lower-limb edema. In fact, she can push on her shin and leave an indentation of about an inch.

When the dietitian sees Joyce in the emergency room, she inquires about Joyce's diet history. Unfortunately, Joyce has not stayed with the low-sodium diet. Upon request, Joyce tells the dietitian that for breakfast she usually has an egg with bacon and toast with butter and a diet cola. For lunch she eats out and has macaroni and cheese or a salad with creamy dressings. Sometimes she has a luncheon meat sandwich and a diet cola. For dinner Joyce will eat a steak with mashed potatoes and gravy and some carrots and another diet cola. Joyce typically has five diet colas a day.

### ASSESSMENT

1. What do you know about Joyce's health?
2. How significant is her health problem?
3. What would the consequences be if Joyce decided to ignore the doctor's advice?
4. What do you know about Joyce's willingness to comply?
5. List all the foods Joyce ate that contained sodium or are usually restricted on a low-sodium diet.
6. What needs to be changed in her food choices?

### DIAGNOSIS

7. Write a diagnostic statement based on Joyce's condition.
8. What does Joyce need to understand about CHF and low-sodium diets?
9. Why does Joyce continue to retain fluid?

### PLAN/GOAL

10. What are reasonable, measurable goals for Joyce?

### IMPLEMENTATION

11. What are the main topics to teach Joyce about her diet?
12. Modify Joyce's food choices to reflect a low-sodium diet.
13. What food categories can Joyce eat without restrictions?
14. What else does Joyce need in order to control the edema?

### EVALUATION/OUTCOME CRITERIA

15. At her 2-week doctor's appointment, what changes can the doctor observe and measure as evidence of the effectiveness of the diet?

### THINKING FURTHER

16. Can this disease be cured?
17. Why is managing the disease a constant challenge?

### RATE THIS PLATE

It is discovered during the interview with the dietitian that Joyce does not do much cooking at home—her stove and oven are not working, but she has a toaster oven and microwave. The dietitian recommends that Joyce lose weight. She eats most of her meals out. Joyce loves to eat, so portion control is an issue. Rate the plate.

**8 oz filet mignon**
**Baked potato with butter and sour cream**
**Green beans with bacon**
**2 rolls with butter**
**Peach cobbler with ice cream**

What changes would you recommend for Joyce to make when ordering her meal, if any? What are some questions she should ask the server? What do you think of her portion control?




# DIET AND RENAL DISEASE

## KEY TERMS

StudyWARE

acute renal failure (ARF)
chronic kidney disease
creatinine
cystine
cysts
dialysis
end-stage renal disease (ESRD)
glomerular filtration rate (GFR)
glomerulonephritis
glomerulus
hemodialysis
nephritis
nephrolithiasis
nephrons
nephrosclerosis
oliguria
peritoneal dialysis
polycystic kidney disease
purines
renal stones
urea
uremia
ureters
uric acid

## OBJECTIVES

After studying this chapter, you should be able to:

- Describe, in general terms, the work of the kidneys
- Discuss common causes of renal disease
- Explain why protein is restricted for renal clients
- Explain why sodium and water are sometimes restricted for renal clients
- Explain why potassium and phosphorus are sometimes restricted for renal clients

The kidneys are intricate and efficient processing systems that excrete wastes, maintain volume and composition of body fluids, and secrete certain hormones. To accomplish these tasks, they filter the blood, cleansing it of waste products, and recycle other, usable, substances so that the necessary constituents of body fluids are constantly available (Figure 19-1).

Each kidney contains approximately 1 million working parts called **nephrons.** Each nephron contains a filtering unit, called a **glomerulus,** in which there is a cluster of specialized capillaries (tiny blood vessels connecting veins and arteries). Approximately 180 liters of ultrafiltrate is processed each day. As the filtrate passes through the nephrons, it is concentrated or diluted to meet the body's needs. In this way, the kidneys help maintain both the composition and the volume of body fluids and, consequently, they maintain fluid balance, acid-base balance, and electrolyte balance.

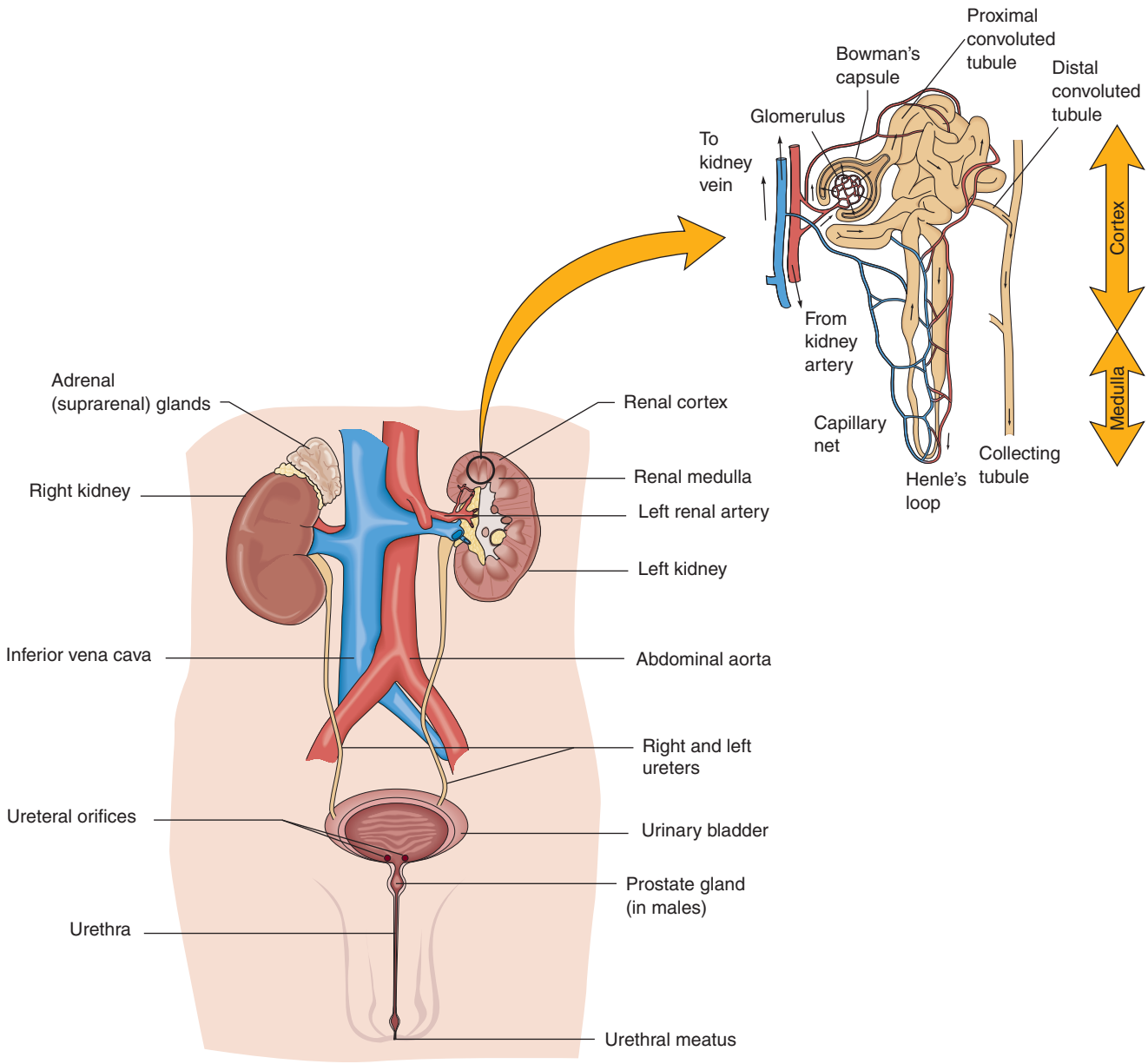


***Figure 19-1*** *The urinary system with inset of a nephron.*

**nephron**
unit of the kidney containing a glomerulus

**glomerulus**
filtering unit in the kidneys

**ureters**
tubes leading from the kidneys to the bladder

The liquid waste is sent via two tubes called **ureters** from the kidneys to the urinary bladder, from which they are excreted in approximately 1.5 liters of urine per day. These waste materials include end products of protein metabolism (**urea, uric acid, creatinine,** ammonia, and sulfates), excess water and nutrients, dead renal cells, and toxic substances. When the urinary output is less than 500 ml/day, it is impossible for all the daily wastes to be eliminated. This condition is called **oliguria.** When the kidneys are unable to adequately eliminate nitrogenous waste (end products of protein metabolism), renal failure

can result. The recycled materials are reabsorbed (taken back) by the blood. They include amino acids, glucose, minerals, vitamins, and water.

The kidneys synthesize and secrete certain hormones as needed. For example, it is the kidneys that make the final conversion of vitamin D. Active vitamin D promotes the absorption of calcium and the metabolism of calcium and phosphorus. The kidneys indirectly stimulate bone marrow to reproduce red blood cells by producing the hormone erythropoietin.

# RENAL DISEASES

## Etiology of Renal Disease

Kidney disorders can be initially caused by infection, degenerative changes, diabetes mellitus, high blood pressure **cysts, renal stones,** or trauma (surgery, burns, poisons). When these conditions are severe, renal failure may develop. It may be acute or chronic. **Acute renal failure (ARF)** occurs suddenly and may last a few days or a few weeks. It can be caused by another medical problem such as a serious burn, a crushing injury, or cardiac arrest. It can be expected in some of these situations, so preventive steps should be taken.

## Classification of Renal Disease

**Chronic kidney disease** develops slowly, causing the number of functioning nephrons to diminish. When renal tissue has been destroyed to a point at which the kidneys are no longer able to filter the blood, excrete wastes, or recycle nutrients as needed, uremia occurs. **Uremia** is a condition in which protein wastes that should normally have been excreted are instead circulating in the blood. Symptoms include nausea, headache, convulsions, and coma. Severe renal failure can result in death unless **dialysis** is begun or a kidney transplant is performed.

**Nephritis** is a general term referring to the inflammatory diseases of the kidneys. Nephritis can be caused by infection, degenerative processes, or vascular disease.

**Glomerulonephritis** is an inflammation affecting the capillaries in the glomeruli. It may occur acutely in conjunction with another infection and be self-limiting, or it may lead to serious renal deterioration.

**Nephrosclerosis** is the hardening of renal arteries. It is caused by arteriosclerosis and hypertension. Although it usually occurs in older people, it sometimes develops in young diabetic clients.

**Polycystic kidney disease** is a relatively rare, hereditary disease. Cysts form and press on the kidneys. The kidneys enlarge and lose function. Although

### EXPLORING THE WEB

Choose one of the renal disorders discussed and thoroughly research the disorder using the Internet. Investigate the causes of the disorder, the presenting signs and symptoms of the disorder, how the disorder is diagnosed, and the treatment choices for the disorder. What role does nutrition play in the prevention, cause, or treatment of the disorder?

**urea**
chief nitrogenous waste product of protein metabolism

**uric acid**
one of the nitrogenous waste products of protein metabolism

**creatinine**
an end (waste) product of protein metabolism

**oliguria**
decreased output of urine to less than 500 ml/day

**cysts**
growths

**renal stones**
kidney stones

**acute renal failure (ARF)**
suddenly occurring failure of the kidneys

**chronic kidney disease**
slow development of kidney failure

**uremia**
condition in which protein wastes are circulating in the blood

**dialysis**
mechanical filtration of the blood; used when the kidneys are no longer able to perform normally

**nephritis**
inflammatory disease of the kidneys

**glomerulonephritis**
inflammation of the glomeruli of the kidneys

**nephrosclerosis**
hardening of renal arteries

**polycystic kidney disease**
rare, hereditary kidney disease causing cysts or growths on the kidneys that can ultimately cause kidney failure in middle age

people with this condition have normal kidney function for many years, renal failure may develop near the age of 50.

**nephrolithiasis**
kidney development of stones

**Nephrolithiasis** is a condition in which stones develop in the kidneys. The size of the stones varies from that of a grain of sand to much larger. Some remain at their point of origin, and others move. Although the condition is sometimes asymptomatic, symptoms include hematuria (blood in the urine), infection, obstruction, and, if the stones move, intense pain. The stones are classified according to their composition—calcium oxalate, uric acid, **cystine,** calcium phosphate, and magnesium ammonium phosphate (known as struvite). They are associated with metabolic disturbances and immobilization of the client.

**cystine**
a nonessential amino acid

## SPECIAL CONSIDERATIONS FOR CLIENTS WITH RENAL DISEASES

### Dietary Treatment of Renal Disease

Dietary treatment is intended to slow the buildup of waste in the bloodstream. Decreasing waste in the bloodstream will control symptoms of fluid retention, hyperkalemia, and nausea and vomiting. The goal is to reduce the amount of excretory work demanded of the kidneys while helping them maintain fluid, acid-base, and electrolyte balance. Clients require sufficient protein to prevent malnutrition and muscle wasting. Too much, however, can contribute to uremia. Typically, the client with chronic renal failure will have protein and sodium, and possibly potassium and phosphorus, restricted.

It is essential that renal clients receive sufficient calories—25 to 50 calories per kilogram of body weight—unless they are overweight. Energy requirements should be fulfilled by carbohydrates and fat. The fats must be unsaturated to prevent or check hyperlipidemia. If the energy requirement is not met by carbohydrates and fat, ingested protein or body tissue will be metabolized for energy. Either would increase the work of the kidneys because protein increases the amount of nitrogen waste the kidneys must handle. The diet may limit protein to as little as 40 grams for predialysis clients. The specific amount of protein allowed is calculated according to the client's **glomerular filtration rate (GFR)** and weight.

**glomerular filtration rate (GFR)**
the rate at which the kidneys filter the blood

Fluids and sodium may be limited to prevent edema, hypertension, and congestive heart failure. Calcium supplements may be prescribed. In addition, vitamin D may be added and phosphorus limited to prevent osteomalacia (softening of the bones due to excessive loss of calcium). Phosphorus appears to be retained in clients with kidney disorders, and a disproportionately high ratio of phosphorus to calcium tends to increase calcium loss from bones.

Potassium may be restricted in some clients because hyperkalemia tends to occur in **end-stage renal disease (ESRD).** Excess potassium can cause cardiac arrest. Because of this danger, renal clients should not use salt substitutes or low-sodium milk because the sodium in these products is replaced with potassium. Potassium restriction can be especially difficult for a renal client, who probably must limit sodium intake. Potassium is particularly high in

**end-stage renal disease (ESRD)**
the stage at which the kidneys have lost most or all of their ability to function

fruits—one of the few foods a client on a sodium-restricted diet may eat without concern.

Renal clients often have an increased need for vitamins B, C, and D, and supplements are often given. Vitamin A should not be given because the blood level of vitamin A tends to be elevated in uremia. If a client is receiving antibiotics, a vitamin K supplement may be given. Otherwise, supplements of vitamins E and K are not necessary. Iron is commonly prescribed because anemia frequently develops in renal clients. It is sometimes necessary to increase the amount of simple carbohydrates and unsaturated fats to ensure sufficient calories.

**hemodialysis**
cleansing the blood of wastes by circulating the blood through a machine that contains tubing of semipermeable membranes

**peritoneal dialysis**
removal of waste products from the blood by injecting the flushing solution into the abdomen and using the client's peritoneum as the semipermeable membrane

## Dialysis

Dialysis is done by either **hemodialysis** or **peritoneal dialysis.** The most common is hemodialysis. Hemodialysis requires permanent access to the bloodstream through a fistula. Fistulas are unusual openings between two organs. They are often created near the wrist and connect an artery and a vein. Hemodialysis is done three times a week for approximately 3 to 5 hours each visit (Figure 19-2).

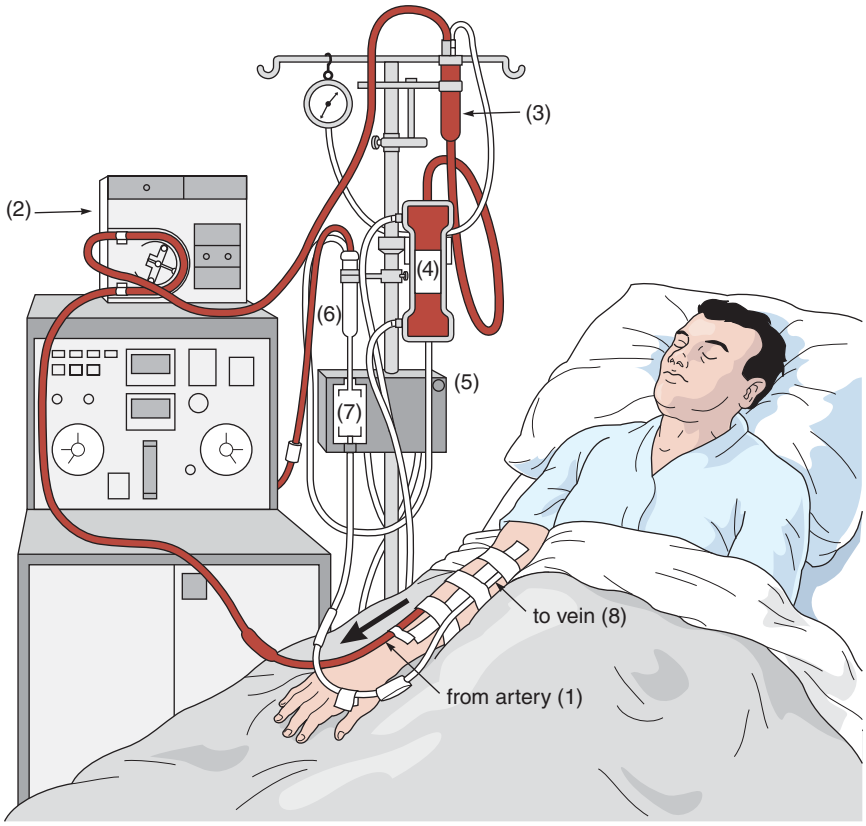


***Figure 19-2*** *Hemodialysis. (1) Blood leaves the body via an artery. (2) Arterial blood passes through the blood pump. (3) Blood is filtered to remove any clots. (4) Blood passes through the dialyzer. (5) Blood passes into the venous blood line. (6) Blood is filtered to remove any clots. (7) Blood flows through the air detector. (8) Blood returns to the client through the venous blood line.*

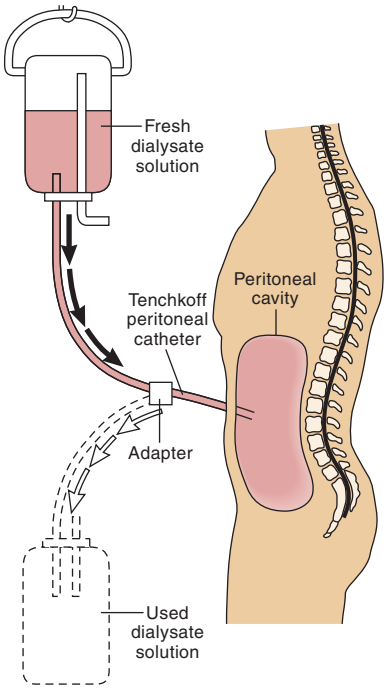


***Figure 19-3*** *Peritoneal dialysis.*

Peritoneal dialysis uses the peritoneal cavity as a semipermeable membrane and is less efficient than hemodialysis. Treatments usually last about 10 to 12 hours a day, three times a week (Figure 19-3). Some clients also use continuous ambulatory peritoneal dialysis (CAPD). The dialysis fluid is exchanged four or five times daily, making this a 24-hour treatment. Clients on CAPD have a more normal lifestyle than do clients on either hemodialysis or peritoneal dialysis. Some complications associated with CAPD include peritonitis, hypotension, and weight gain.

### SPOTLIGHT on Life Cycle

A study has shown that nighttime dialysis for children improves their overall sense of well-being. Usually clients requiring hemodialysis go to a dialysis clinic several times per week for up to 5 hours each visit; for children, this often means missing school days and after-school activities such as sports or drama club. Home dialysis improves client well-being at reduced cost while bringing other benefits. Family schedules are less interrupted and families may feel they have more control of their lives. There is an improvement in the child's clinical status, school attendance and performance, and a small but consistent improvement in quality of life for these clients.

(Source: Adapted from Medline/Reuters, October 14, 2005.)

## Diet during Dialysis

Dialysis clients may need additional protein, but the amount must be carefully controlled to prevent the accumulation of protein waste between treatments.

A client on hemodialysis requires 1.0 to 1.2 grams of protein per kilogram of body weight to make up for losses during dialysis. A client on peritoneal dialysis will require 1.2 to 1.5 grams of protein per kilogram of body weight. The protein needs for clients on CAPD are 1.2 grams per kilogram of body weight. Seventy-five percent of this protein should be high biological value (HBV) protein, which is found in eggs, meat, fish, poultry, milk, and cheese.

Potassium is usually restricted for dialysis clients. Healthy people ingest from 2,000 to 6,000 mg per day. The daily intake allowed clients in renal failure is 3,000 to 4,000 mg. End-stage renal disease further reduces intake allowed to 1,500 to 2,500 mg a day. The physician will prescribe the milligrams of potassium needed by the client. Table 19-1 lists low-, medium-, and high-potassium fruits and vegetables.

Clients are taught to regulate their intake by making careful choices. Milk is normally restricted to ½ cup a day because it is high in potassium and high in methionine, an essential amino acid. A typical renal diet could be written as "80-3-3," which means 80 grams of protein, 3 grams of sodium, and 3 grams of potassium a day. There may be a phosphorus restriction also. And there is often a need for supplements of water-soluble vitamins, vitamin D, calcium, and iron.

The ability of the kidney to handle sodium and water in ESRD must be assessed often. Usually, the diet contains 3 grams of sodium, which is the equivalent of a no-added-salt diet. Sodium and fluid needs may increase with perspiration, vomiting, fever, and diarrhea. The fluid content of foods, other

**Table 19-1** ***Potassium Content of Selected Fruits and Vegetables***

| LOW POTASSIUM (less than 150 mg/serving*) | MEDIUM POTASSIUM (150–250 mg/serving*) | HIGH POTASSIUM (over 250 mg/serving*) |
|---|---|---|
| Applesauce | Apple juice | Avocado, ½ fruit |
| Berries: blackberries, blueberries, boysenberries, gooseberries, raspberries, strawberries | Apple, raw, 1 large | Banana, ½ fruit |
| Cranberries | Apricots, raw, 2 medium, canned | Dried fruits: figs, apricots, dates, prunes, raisins |
| Cranberry sauce | Cherries, raw (15) or canned | Kiwifruit |
| Figs, canned | Figs, raw, 2 medium | Mango |
| Fruit cocktail, canned | Grapefruit juice | Melons: cantaloupe, ¼ medium; casaba, ¾ cubed; honeydew, ⅛ medium; watermelon, 2 cups, cubed |
| Grape juice | Grapefruit sections | Nectarine, 1 medium |
| Grapes, canned or raw | Peach, raw, 1 medium | Orange, navel |
| Lemon or lime, 1 medium | Pear, raw, 1 medium | Orange juice, fresh, frozen, canned |
| Mandarin oranges, canned | Pineapple juice, raw or canned | Papaya |
| Peach, pear, or apricot nectar | Pineapple spears | Prune juice, canned or bottled |
| Peaches, canned | Plums, raw, 2 medium | Raisins, seedless |
| Pears, canned | Tangerine | Tangelo |
| Plums, canned | | |
| Rhubarb | | |
| Bamboo shoots | Asparagus | Artichoke |
| Bean sprouts | Beets | Beet greens |
| Beans, green, wax, snap | Brussels sprouts | Dried beans and peas: kidney, lima, garbanzo, navy, and pinto beans; blackeyed peas |
| Broccoli | Carrots, cooked | Potato, ½ cup baked, boiled, or fried |
| Cabbage | Corn, canned or 1 small ear | Pumpkin |
| Cauliflower | Greens: collard, mustard, kale, dandelion, beet, turnip greens | Spinach |
| Celery | Mixed vegetables | Sweet potato or yams |
| Cucumber | Okra | Tomato, raw or canned |
| Eggplant, cooked | Peas, green | Unsalted tomato juice |
| Hominy grits, cooked | Rutabaga | Winter squash: acorn, butternut, hubbard, spaghetti |
| Leek | Summer squash: yellow crookneck, white scallop, zucchini | |
| Lettuce: cos, romaine, iceberg, leaf, endive, watercress (1 cup shredded) | | |
| Mushrooms | | |
| Onion: green, red, yellow, white | | |
| Peppers, sweet or hot | | |
| Radishes, raw | | |
| Turnips | | |
| Water chestnuts, canned | | |
| Watercress, chopped | | |

*All portions are ½ cup unless otherwise noted.

**EXPLORING THE WEB**

Search the Web for additional information on kidney dialysis, kidney transplant, and renal stones. Research the role diet plays in the treatment of these disorders. Could diet play a preventive role in these disorders? What is the morbidity and mortality of these disorders? Find some good resource material for clients with these disorders.

than liquids, is not counted in fluid restriction. Clients on fluid restriction must be taught to measure their fluid intake and urine output, examine their ankles for edema, and weigh themselves regularly.

## Diet after Kidney Transplant

After kidney transplant, there may be a need for extra protein or for the restriction of protein. Carbohydrates and sodium may be restricted. The appropriate amounts of these nutrients will depend largely on the medications given at that time.

Additional calcium and phosphorus may be necessary if there was substantial bone loss before the transplant. There may be an increase in appetite after transplants. Fats and simple carbohydrates may be limited to prevent excessive weight gain.

## Dietary Treatment of Renal Stones

Because the causes of renal stones have not been confirmed, treatment of them may vary. In general, however, large amounts of fluid—at least half of it water—are helpful in diluting the urine, as is a well-balanced diet. Once the stones have been analyzed, specific diet modifications may be indicated.

**Calcium Oxalate Stones.** About 80% of the renal stones formed contain calcium oxalate. Recent studies provide no support for the theory that a diet low in calcium can reduce the risk of calcium oxalate renal stones. In fact, higher dietary calcium intake may decrease the incidence of renal stones for most people. Dietary intake of excessive animal protein has been shown to be a risk factor for stone formation in some clients.

Stones containing oxalate are thought to be partially caused by a diet especially rich in oxalate, which is found in beets, wheat bran, chocolate, tea, rhubarb, strawberries, and spinach. Evidence also indicates that deficiencies of pyridoxine, thiamine, and magnesium may contribute to the formation of oxalate renal stones.

***In The Media***

**KIDNEY DISEASE LINKED TO DEMENTIA**

The chance of losing one's mental faculties with age are increased in older adults with chronic kidney disease. Abnormalities in the capillaries, the smallest blood vessels in the body, have been found in the brains of people who die of dementia. Similar capillaries were observed in the kidneys of people with albuminuria. Persistent albuminuria indicates that the kidney has some damage and is spilling albumin. In this study, it was found that those with albuminuria were 50% more likely to have dementia than those without albuminuria. The most common causes of albuminuria are diabetes and high blood pressure.

(Source: Adapted from National Kidney Foundation, 2008.)

**Table 19-2 Purine-Rich Foods**

| AVOID | LIMIT |
|---|---|
| Liver | Meats |
| Kidneys | Fish |
| Sweetbreads | Poultry |
| Brains | Meat soups |
| Heart | |
| Anchovies | |
| Sardines | |
| Meat extracts | |
| Bouillon | |
| Broth | |

**Uric Acid Stones.** When the stones contain uric acid, purine-rich foods are restricted (Table 19-2). **Purines** are the end products of nucleoprotein metabolism and are found in all meats, fish, and poultry. Organ meats, anchovies, sardines, meat extracts, and broths are especially rich sources of them. Uric acid stones are usually associated with gout, GI diseases that cause diarrhea, and malignant disease.

**purines**
end products of nucleoprotein metabolism

**Cystine Stones.** Cystine is an amino acid. Cystine stones may form when the cystine concentration in the urine becomes excessive because of a hereditary metabolic disorder. The usual practice is to increase fluids and recommend an alkaline-ash diet.

**Struvite Stones.** Struvite stones are composed of magnesium ammonium phosphate. They are sometimes called infection stones because they develop following urinary tract infections caused by certain microorganisms. A low-phosphorus diet is often prescribed.

## CONSIDERATIONS FOR THE HEALTH CARE PROFESSIONAL

The client with renal disease has a lifelong challenge. Anger and depression are common among these clients. These feelings complicate management of the disease if they contribute to the client's unwillingness to learn about his or her nutritional needs. These complications then add to the client's problems.

The health care professional can be extremely helpful if he or she can develop a trusting relationship with the client. Such a relationship can be established by listening to the client's complaints, needs, and concerns and responding with sincere understanding and sympathy. This approach can help motivate clients to learn how to manage their nutritional requirements and help the dietitian assist them.

## SUMMARY

The kidneys rid the body of wastes, maintain fluid, electrolyte, and acid-base balance, and secrete hormones. When they are damaged by disease or injury, the entire body is affected. Diet therapy for renal disorders can be extremely complex because of the multifaceted nature of the kidneys' functions. Untreated severe kidney disease can result in death unless dialysis or kidney transplant is undertaken.

## DISCUSSION TOPICS

1. Discuss the three main tasks of the kidneys.
2. Define nephrons and explain what they do.
3. Discuss some causes of kidney disease.
4. What is nephritis? Glomerulonephritis? Nephrosclerosis?
5. Why is diet therapy for renal disease so complex?
6. Discuss why protein is typically decreased for clients with renal disease.
7. Why are sodium and water sometimes restricted in renal disease?
8. Why is potassium sometimes restricted in renal disease? What is hyperkalemia?
9. Why is phosphorus sometimes restricted in renal disease?
10. Why might calories be restricted in renal disease?
11. What is nephrolithiasis? How is it treated?

## SUGGESTED ACTIVITIES

1. Invite a registered nurse or renal dietitian to discuss renal disease with your class.
2. Invite a dialysis client to discuss her or his condition and reactions to dialysis.
3. Using outside sources, prepare a short report on the functions of the circulatory system, the liver, and the kidneys in eliminating nitrogenous waste products from the body.

## REVIEW

Access StudyWARE CD for more review activities

Multiple choice. Select the *letter* that precedes the best answer.

1. The kidneys maintain the body's
   a. acid-base balance
   b. electrolyte balance
   c. fluid balance
   d. all of these
2. The specialized part within each nephron that actually filters the blood is called the
   a. ureter
   b. filter
   c. glomerulus
   d. capillary bunch
3. Kidney disorders may be caused by
   a. diabetes
   b. infections
   c. burns
   d. all of these
4. When renal tissue has been destroyed to a point at which it can no longer filter the blood, the following occurs:
   a. nephritis
   b. nephrosclerosis
   c. uremia
   d. nephrolithiasis
5. The general term referring to the inflammatory diseases of the kidneys is
   a. nephritis
   b. nephrosclerosis
   c. uremia
   d. nephrolithiasis
6. The term referring to the hardening of renal arteries is
   a. nephritis
   b. nephrosclerosis
   c. uremia
   d. nephrolithiasis
7. The rare hereditary disease causing cysts to develop on the kidneys is called
   a. nephritis
   b. glomerulonephritis
   c. renal stones
   d. polycystic kidney disease
8. The condition in which stones develop in the kidneys, ureters, or bladder is called
   a. nephritis
   b. nephrolithiasis
   c. polycystic kidney disease
   d. glomerulonephritis

**9.** Because its nitrogenous wastes contribute to uremia, the following nutrient may be restricted in diets of renal clients:
a. carbohydrate
b. saturated fat
c. protein
d. vitamin A

**10.** Kidney dialysis
a. is a means of filtering all protein from the blood
b. is a means of removing toxic substances from the blood
c. always requires the client be on a low-protein diet
d. requires the client to increase his or her sodium intake

**11.** Sodium and water may be restricted in the diets of renal clients because they
a. contribute to uremia
b. increase hypercalcemia
c. contribute to hyperlipidemia
d. contribute to fluid retention

**12.** If osteomalacia occurs in renal clients, the following nutrient may be prescribed:
a. potassium
b. protein
c. calcium
d. phosphorus

**13.** In a case of hyperkalemia, the following nutrient may be restricted:
a. potassium
b. protein
c. calcium
d. phosphorus

**14.** Fruits are an especially rich source of
a. potassium
b. protein
c. calcium
d. phosphorus

**15.** The vitamins renal clients may have an increased need for are
a. the water-soluble vitamins
b. the fat-soluble vitamins
c. vitamins B, C, and D
d. vitamins E and A

**16.** An excess of the following nutrient can compound bone loss in renal clients:
a. phosphorus
b. carbohydrate
c. calcium
d. iron

**17.** Purine-rich foods include
a. meats
b. dairy foods
c. vegetables, except corn and lentils
d. fruits, except cranberries, plums, and prunes

**18.** An example of nitrogenous waste found in the urine is
a. ureter
b. uremia
c. urea
d. all of these

# CASE IN POINT

StudyWARE

## ALFRED: MANAGING DIET AFTER A KIDNEY STONE

Alfred is a third-generation Iowa farmer of Russian heritage who was proud to say he lived off the land. He raised wheat, corn, sheep, cattle, and chickens. He proudly pointed out that they used every part of the animals they slaughtered. His wife, Alice, planted a 1-acre garden each year and canned enough to provide for most of their winter fruit and vegetable needs.

Alfred had not felt well lately. He had a sharp stabbing pain in his left side and down his left leg. Sometimes it was so sharp, he would stop in his tracks and double up. He finally got scared enough to go to the doctor. The doctor did some tests and found that Alfred had a kidney stone. Once Alfred passed the stone, the doctor was able to determine it was a uric acid stone. He told Alfred he would have to be on a low-purine diet and drink at least 10 glasses of water a day. Alfred was relieved to find out what the problem was but was not too sure about the diet aspect. Alfred had an appointment with the dietitian.

### ASSESSMENT

1. What do you know about Alfred that put him at risk for kidney stones?
2. What were Alfred's symptoms?
3. How will this condition affect Alfred for the rest of his life?
4. How significant is this dietary change?

### DIAGNOSIS

5. What is the cause of uric acid stones?
6. Complete the following diagnostic statement, Alfred's deficient knowledge is related to _____ .

### PLAN/GOAL

7. What are reasonable, measurable goals for Alfred's change in health?

### IMPLEMENTATION

8. What changes does Alfred need to make in his diet?
9. What would the consequences be if Alfred ignored the doctor's advice?
10. Could Alfred have another stone?

### EVALUATION/OUTCOME CRITERIA

11. How will the doctor know if the plan is effective?

### THINKING FURTHER

12. What could someone else learn from Alfred's experience?

### RATE THIS PLATE

Alfred certainly didn't want another kidney stone, and after meeting with the dietitian, he was relieved to learn there were only a few foods that he should not eat. He told his wife his restrictions, and this is what she planned for dinner. Rate the plate.

**5-oz chicken breast**

**Mashed potatoes made with cream and butter**

**Tossed salad with honey mustard dressing (2 to 4 Tbsp)**

**½ cup glazed carrots**

**Cherry pie**

Check the Internet to familiarize yourself with low-purine diets. How did Alfred and his wife do planning this meal? Is restricting food the only way to control uric acid kidney stones?

StudyWARE

# CASE IN POINT

## DONTELLE: LIVING WITH CHRONIC RENAL FAILURE

Dontelle is a 34-year-old African American male with a history of severe hypertension and noncompliance with his diet and medications. He is well known by the hospital staff for his numerous admissions due to kidney disease and chronic renal failure. Today is different. Dontelle has a gray cast to his skin, especially around his mouth and nose, and he is nauseated and has vomited a large amount of clear fluid. He is complaining of a headache and feeling as if his legs will not hold him up. Upon admission, his blood pressure is 230/120, his heart rate is 110, he has difficulty breathing, and he is slow to respond to questions. His doctor orders numerous blood tests, including a BUN, creatinine, and K. His BUN is 180, his creatinine is 7, and his K is 7.

The doctor calls the dialysis on-call nurse to come in and dialyze Dontelle immediately. The doctor puts in a Quentin catheter in his jugular vein, and dialysis is initiated.

### ASSESSMENT

1. What do you know about Dontelle that puts him at risk for this problem?
2. How significant is his health problem?
3. How will dialysis alter his life?

### DIAGNOSIS

4. Write a diagnostic statement about what Dontelle needs to know about high blood pressure and renal failure.
5. Write a statement about the risk of excess fluid in the body.
6. Write a statement about the risk of high-potassium levels in the body.
7. Write a statement about the risk of noncompliance for renal patients.

### PLAN/GOAL

8. Write a plan for Dontelle's new renal diet of 1 gram of sodium, low potassium, and 30 grams of protein.
9. What goals are important for Dontelle?

### IMPLEMENTATION

10. What major topics would be important for the dietitian to discuss with Dontelle?
11. Create a day's menu for Dontelle using the dietitian's new diet. Spread the protein out throughout the day.
12. What teaching aids could the dietitian give Dontelle to help him remember his new diet?
13. How could the Web site www.mypyramid.gov help with meal planning?
14. What impact will his CRF have on his ability to be employed? What impact will it have on his physical and psychological status?

### EVALUATION/OUTCOME CRITERIA

15. After discharge from the hospital, how will the physician know that Dontelle has been compliant with his diet and medications?
16. During the dialysis treatment, what is important for Dontelle to do in order to have the appropriate clearances of his blood and ultrafiltration of his fluids?

### THINKING FURTHER

17. Why is it important for clients with hypertension to control it?

### RATE THIS PLATE

On Dontelle's plate are:

**Barbecued pork ribs**

**Collard greens made with fatback**

**Potato salad**

**Corn bread with butter**

**Mixed fruit for dessert (watermelon, cantaloupe, strawberries, peaches, and grapes)**

Rate the plate.




# DIET AND GASTROINTESTINAL PROBLEMS

## KEY TERMS

StudyWARE

ascites
cholecystectomy
cholecystitis
cholelithiasis
cirrhosis
colostomy
Crohn's disease
diaphragm
diverticulitis
diverticulosis
duodenal ulcer
dyspepsia
esophagitis
fibrosis
gastric ulcer
gastroesophageal reflux (GER)
gluten
*Helicobacter pylori*
hepatitis
hiatal hernia
ileostomy
inflammatory bowel diseases (IBDs)
jaundice
necrosis
nontropical sprue
pancreatitis
peptic ulcers
stasis
steatorrhea
stoma
total parenteral nutrition (TPN)
ulcerative colitis

## OBJECTIVES

After studying this chapter, you should be able to:

- Explain the uses of diet therapy in gastrointestinal disturbances
- Identify the foods allowed and disallowed in the therapeutic diets discussed
- Adapt normal diets to meet the requirements of clients with these conditions

The gastrointestinal (GI) tract is where digestion and absorption of food occur. The primary organs include the mouth, esophagus, stomach, and small and large intestine. The liver, gallbladder, and pancreas are accessory organs that are also involved in these processes.

Numerous disorders of the gastrointestinal system cause countless individuals distress and consequently affect the nation's economy because they keep so many people home from work. Some problems are physiologically caused; others can be psychological in origin. It is sometimes difficult to determine the cause or causes of a GI problem. Consequently, controversy exists in some cases about proper treatment.

# DISORDERS OF THE PRIMARY ORGANS

## Dyspepsia

**dyspepsia**
gastrointestinal discomfort of vague origin

**Dyspepsia,** or indigestion, is a condition of discomfort in the digestive tract that can be physical or psychological in origin. Symptoms include heartburn, bloating, pain and, sometimes, regurgitation. If the cause is physical, it can be due to overeating or spicy foods, or it may be a symptom of another problem, such as appendicitis or a kidney, gallbladder, or colon disease or possibly cancer. If the problem is organic in origin, treatment of the underlying cause will be the normal procedure.

Psychological stress can affect stomach secretions and trigger dyspepsia. Treatment should include counseling to help the client:

- Find relief from the underlying stress
- Allow sufficient time to relax and enjoy meals
- Learn to improve eating habits

## Esophagitis

**esophagitis**
inflammation of mucosal lining of the esophagus

**gastroesophageal reflux (GER)**
backflow of stomach contents into the esophagus

**Esophagitis** is caused by the irritating effect of acidic gastric reflux on the mucosa of the esophagus. Heartburn, regurgitation, and dysphagia (difficulty swallowing) are common symptoms. Acute esophagitis is caused by ingesting an irritating agent, by intubation, or by an infection. Chronic, or reflux, esophagitis is caused by recurrent **gastroesophageal reflux (GER).** This can be caused by a hiatal hernia, reduced lower esophageal sphincter (LES) pressure, abdominal pressure, recurrent vomiting, alcohol use, overweight, or smoking. Cancer of the esophagus and silent aspiration may be life-threatening for those with gastroesophageal reflux disease (GERD).

## Hiatal Hernia

**hiatal hernia**
condition wherein part of the stomach protrudes through the diaphragm into the chest cavity

**diaphragm**
thin membrane or partition

**Hiatal hernia** is a condition in which a part of the stomach protrudes through the **diaphragm** into the thoracic cavity (Figure 20-1). The hernia prevents the food from moving normally along the digestive tract, although the food does mix somewhat with the gastric juices. Sometimes the food will move back into the esophagus, creating a burning sensation (heartburn), and sometimes food will be regurgitated into the mouth. This condition can be very uncomfortable.

**Medical Nutrition Therapy.** The symptoms can sometimes be alleviated by serving small, frequent meals (from a well-balanced diet) so that the amount of food in the stomach is never large. Avoid irritants to the esophagus such as carbonated beverages, citrus fruits and juices, tomato products, spicy foods, coffee, pepper, and some herbs. Some foods can cause the lower esophageal sphincter to relax, and these should be avoided. Examples are alcohol, garlic, onion, oil of peppermint and spearmint, chocolate, cream sauces, gravies, margarine, butter, and oil. If the client is obese, weight loss may be recommended to reduce pressure on the abdomen. It may also be helpful if

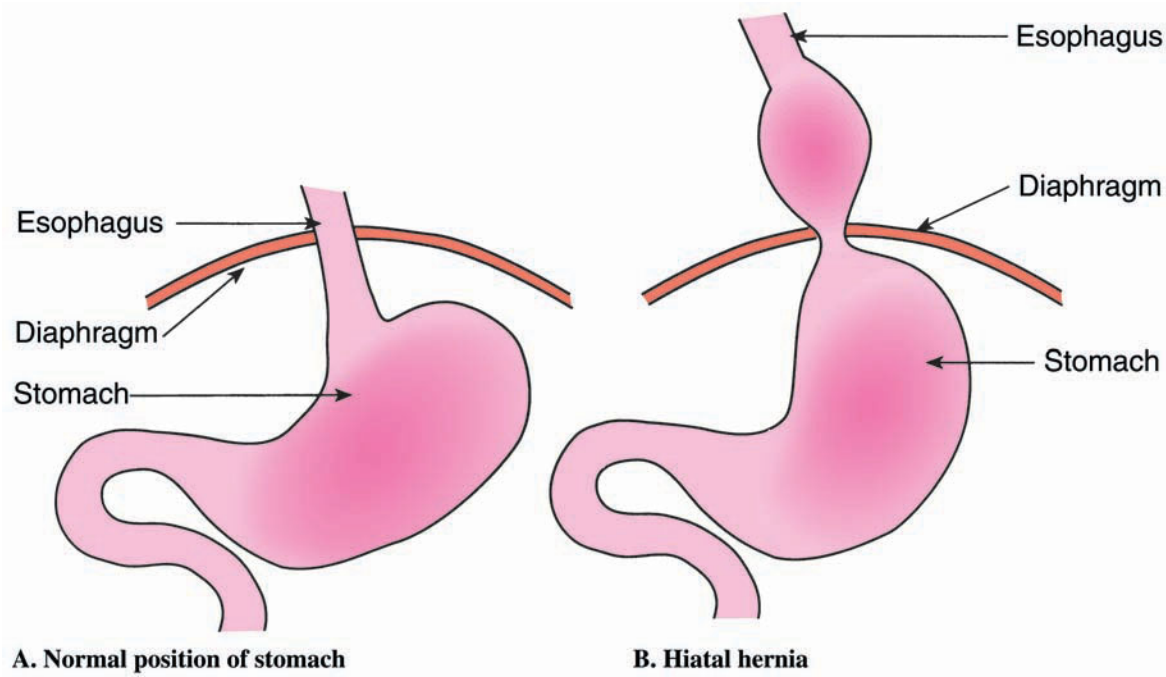


***Figure 20-1*** *A hiatal hernia prevents food from moving through the diaphragm into the thoracic cavity.*

clients avoid late-night dinners and lying down for 2 to 3 hours after eating. When they do lie down, they may be more comfortable sleeping with their heads and upper torso somewhat elevated and wearing loose-fitting clothing. If discomfort cannot be controlled, surgery may be necessary.

## Peptic Ulcers

An ulcer is an erosion of the mucous membrane (Figure 20-2). **Peptic ulcers** may occur in the stomach **(gastric ulcer)** or the duodenum **(duodenal ulcer).** The specific cause of ulcers is not clear, but some physicians believe that a number of factors including genetic predisposition, abnormally high secretion of hydrochloric acid by the stomach, stress, excessive use of aspirin or ibuprofen (analgesics), cigarette smoking, and, in some cases, a bacterium called ***Helicobacter pylori*** may contribute to their development.

A classic symptom is gastric pain, which is sometimes described as burning, and in some cases, hemorrhage is also a symptom. The pain is typically relieved with food or antacids. A hemorrhage usually requires surgery.

Ulcers are generally treated with drugs such as antibiotics and cimetidine. The antibiotics kill the bacteria, and cimetidine inhibits acid secretion in the stomach and thus helps to heal the ulcer. Antacids containing calcium carbonate can also be prescribed to neutralize any excess acid. Stress management may also be beneficial in the treatment of ulcers.

**peptic ulcers**
ulcers of the stomach or duodenum

**gastric ulcer**
ulcer in the stomach

**duodenal ulcer**
ulcer occurring in the duodenum

***Helicobacter pylori***
bacteria that can cause peptic ulcer

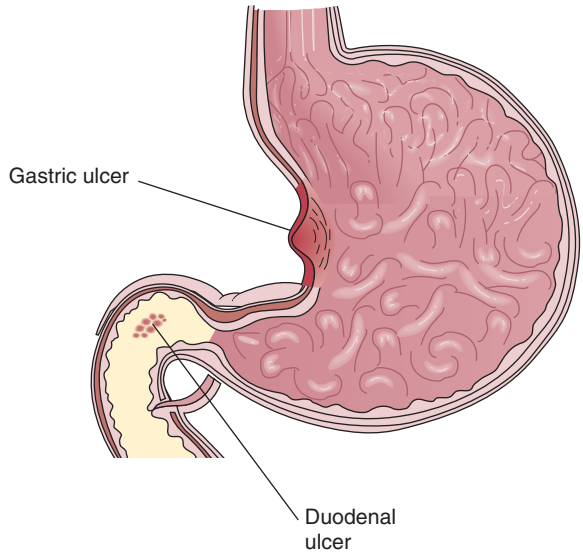


***Figure 20-2*** *Peptic ulcers are erosion of the mucous membrane in the stomach or the duodenum.*

Sufficient low-fat protein should be provided but not in excess because of its ability to stimulate gastric acid secretion. It is recommended that clients receive no less than 0.8 gram of protein per kilogram of body weight. However, if there has been blood loss, protein may be increased to 1 or 1.5 grams per kilogram of body weight. Vitamin and mineral supplements, especially iron if there has been hemorrhage, may be prescribed.

Although fat inhibits gastric secretions, because of the danger of atherosclerosis, the amount of fat in the diet should not be excessive. Carbohydrates have little effect on gastric acid secretion.

Spicy foods may be eaten as tolerated. Coffee, tea, or anything else that contains caffeine or that seems to cause indigestion in the client or stimulates gastric secretion should be avoided. Alcohol and aspirin irritate the mucous membrane of the stomach, and cigarette smoking decreases the secretion of the pancreas that buffers gastric acid in the duodenum. Currently, a well-balanced diet of three meals a day consisting of foods that do not irritate the client is generally recommended.

## Diverticulosis/Diverticulitis

**diverticulosis**
intestinal disorder characterized by little pockets forming in the sides of the intestines; pockets are called diverticula

**diverticulitis**
inflammation of the diverticula

**Diverticulosis** is an intestinal disorder characterized by little pockets in the sides of the large intestine (colon) (Figure 20-3). When fecal matter collects in these pockets instead of moving on through the colon, bacteria may breed, and inflammation and pain can result, causing **diverticulitis.** If a diverticulum ruptures, surgery may be needed. This condition is thought to be caused by a diet lacking sufficient fiber. A high-fiber diet is commonly recommended for clients with diverticulosis.

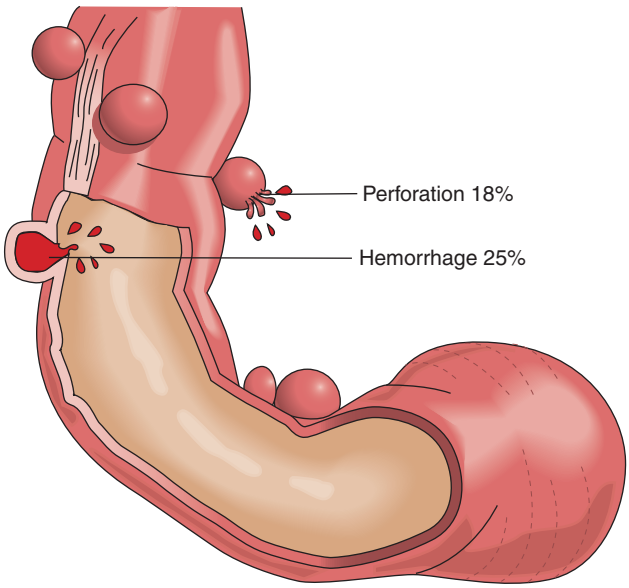


***Figure 20-3*** *Diverticulosis is a disorder characterized by little pockets forming in the sides of the large intestine. Rupture of the pockets may result in the need for corrective surgery.*

Along with antibiotics, diet therapy for diverticulitis may begin with a clear liquid diet, followed by a low-residue diet that allows the bowel to rest and heal. Then a high-fiber diet will be a initiated. The bulk provided by the high-fiber diet increases stool volume, reduces the pressure in the colon, and shortens the time the food is in the intestine, giving bacteria less time to grow.

## Inflammatory Bowel Disease

**Inflammatory bowel diseases (IBDs)** are chronic conditions causing inflammation in the gastrointestinal tract. The inflammation causes malabsorption that often leads to malnutrition. The acute phases of these diseases occur at irregular intervals and are followed by periods in which clients are relatively free of symptoms. Neither cause nor cure for these conditions is known.

Two examples are **ulcerative colitis** and **Crohn's disease** (Table 20-1). Ulcerative colitis causes inflammation and ulceration of the colon, the rectum, or sometimes the entire large intestine. Crohn's disease is a chronic progressive disorder that can affect both the small and large intestines. The ulcers can penetrate the entire intestinal wall, and the chronic inflammation can thicken the intestinal wall, causing obstruction.

Both conditions cause bloody diarrhea, cramps, fatigue, nausea, anorexia, malnutrition, and weight loss. Electrolytes, fluids, vitamins, and other minerals are lost in the diarrhea, and the bleeding can cause loss of iron and protein.

Treatment may involve anti-inflammatory drugs plus medical nutrition therapy. Usually a low-residue diet is required to avoid irritating the

**inflammatory bowel diseases (IBDs)**
chronic condition causing inflammation in the gastrointestinal tract

**ulcerative colitis**
disease characterized by inflammation and ulceration of the colon, rectum, and sometimes entire large intestine

**Crohn's disease**
a chronic progressive disorder that causes inflammation, ulcers, and thickening of intestinal walls, sometimes causing obstruction

**Table 20-1** *Crohn's Disease and Ulcerative Colitis*

| | CROHN'S DISEASE | ULCERATIVE COLITIS |
|---|---|---|
| Involvement | Patchy areas; can involve small and large intestines | Starts in lower colon and spreads progressively throughout colon |
| Tissue affected | Entire thickness of bowel | Mucosal lining of the bowel |
| Major complication | Malabsorption | Toxic megacolon |
| Long-term complications | Intestinal obstruction, fistulas, abscesses, perforations; cancer risk increases with age | Fissures, abscesses, increased risk for colorectal cancer |
| Surgical intervention | Usually needed at some point to repair structural damage; does not cure or limit the progress of the disease | Ileostomy performed in approximately 20% of cases to remove the colon; cures the disease |
| Cause | Unknown; possibly altered immune state | Unknown; possibly enteric bacterium *Escherichia coli* |
| Stools | 3 to 4 semisoft/day; rarely bloody; steatorrhea (fat in stool), mucus | 15 to 20 liquid/day; blood present; no steatorrhea (fat in stool) |

Source: White, L. *Foundations of Health and Nursing (2nd ed.)* Cengage/Delmar Learning, Clifton Park, NY. 2005.

inflamed area and to avoid the danger of obstruction. When tolerated, the diet should include about 100 grams of protein, additional calories, vitamins, and minerals.

**total parenteral nutrition (TPN)**
process of providing all nutrients intravenously

In severe cases, **total parenteral nutrition (TPN)** (a process in which nutrients are delivered directly into the superior vena cava; see Chapter 22) may be necessary for a period. As the client begins to regain health, the diet may be increasingly liberalized to suit the client's tastes while maintaining good nutrition.

## *In The Media*

### WHAT ARE PROBIOTICS?

Probiotics are live microorganisms (in most cases, bacteria) that are similar to beneficial microorganisms found in the human gut. They are also called "friendly bacteria" or "good bacteria." Probiotics are available in foods and dietary supplements. Foods that contain probiotics are yogurt, fermented and unfermented milk, miso, tempeh, and some juices and soy beverages. In probiotic foods and supplements, the bacteria may have been present originally or added during preparation. Probiotics are not the same as prebiotics—nondigestible ingredients that selectively stimulate the growth and/or activity of beneficial microorganisms already in the colon. The bacteria "balancing act" can be thrown off in two major ways: by antibiotics when they kill friendly bacteria as well as unfriendly bacteria and by "unfriendly" microorganisms, such as disease-causing bacteria, yeast, fungi, and parasites.

(Source: Adapted from the National Center for Complementary and Alternative Medicine, National Institutes of Health, 2009.)

## Ileostomy or Colostomy

Clients with severe ulcerative colitis or Crohn's disease frequently require a surgical opening from the body surface to the intestine for the purpose of defecation. The opening that is created is called a **stoma** and is about the size of a nickel. An **ileostomy** (from the ileum to abdomen surface) is required when the entire colon, rectum, and anus must be removed. A **colostomy** (from the colon to abdomen surface) can provide entrance into the colon if the rectum and anus are removed. This can be a temporary or a permanent procedure.

Clients with ileostomies have a greater-than-normal need for salt and water because of excess losses. A vitamin C supplement is recommended and, in some cases, a $B_{12}$ supplement may be needed. Eating a well-balanced individualized diet will prevent a nutritional deficiency for clients with ileostomies and colostomies.

**stoma**
surgically created opening in the abdominal wall

**ileostomy**
opening from ileum to abdomen surface

**colostomy**
opening from colon to abdomen surface

## Celiac Disease

Celiac disease, also called **nontropical sprue** or gluten sensitivity, is a disorder characterized by malabsorption of virtually all nutrients. It is thought to be due to heredity.

Symptoms include diarrhea, weight loss, and malnutrition. Stools are usually foul-smelling, light-colored, and bulky. The cause is unknown, but it has been found that the elimination of **gluten** from the diet gives relief. Untreated, it is life-threatening because of the severe malnutrition and weight loss it can cause.

A gluten-controlled diet (Table 20-2) is used in the treatment of celiac disease. Gluten is a protein found in barley, oats, rye, and wheat. All products

**nontropical sprue**
a disorder of the gastrointestinal tract characterized by malabsorption; also called gluten sensitivity

**gluten**
protein found in grains

***Table 20-2*** *Sources of Gluten*

| FOOD GROUP | FOODS THAT DO NOT CONTAIN GLUTEN | FOODS THAT CONTAIN GLUTEN | FOODS THAT MAY CONTAIN GLUTEN |
|---|---|---|---|
| Beverage | Coffee, tea, decaffeinated coffee, carbonated beverages, chocolate drinks made with pure cocoa powder, wine, distilled liquor | Cereal beverages (e.g., Postum), malt, Ovaltine, beer, ale | Commercial chocolate milk, cocoa mixes, other beverage mixes, dietary supplements |
| Meat and meat substitutes | Pure meat, fish, fowl, eggs, cottage cheese, and peanut butter | Commercially breaded meats | Meatloaf and patties, cold cuts and prepared meats, stuffing, cheese foods and spreads; commercial souffles, omelets, and fondue; soy protein meat substitutes |
| Fat and oil | Butter, margarine, vegetable oil | Commercial gravies, white and cream sauces | Commercial salad dressing and mayonnaise, nondairy creamer |

*(continued)*

**Table 20-2** *Continued*

| FOOD GROUP | FOODS THAT DO NOT CONTAIN GLUTEN | FOODS THAT CONTAIN GLUTEN | FOODS THAT MAY CONTAIN GLUTEN |
|---|---|---|---|
| Milk | Whole, low-fat, fat-free milk; buttermilk | Milk beverages that contain malt | Commercial chocolate milk |
| Grains and grain products | Specially prepared breads made with wheat starch, rice, potato, or soybean flour or cornmeal; pure corn or rice cereals; hominy grits; white, brown, and wild rice; quinoa; millet; amaranth; sorghum; popcorn; low-protein pasta made from wheat starch | Bread, crackers, cereal and pasta that contain wheat, oats, rye, malt, malt flavoring, graham flour, durham flour, pastry flour, bran, or wheat germ; barley; buckwheat; pretzels; communion wafers | Commercially seasoned rice and potato mixes |
| Vegetable | All fresh vegetables, plain commercially frozen or canned vegetables | Commercially breaded vegetables or vegetables with a cream or cheese sauce | Commercial seasoned vegetable mixes, canned baked beans |
| Fruit | All plain or sweetened fruits, fruit thickened with tapioca or cornstarch | | Commercial pie fillings |
| Soup | Soup thickened with cornstarch, wheat starch, or potato, rice, or soybean flour; pure broth | Most commercial soup and soup mixes; soup that contains barley, wheat pasta; soup thickened with wheat flour or other gluten-containing grains | |
| Desserts | Gelatin; custard; fruit ice; specially prepared cakes, cookies, and pastries made with gluten-free flour or starch; pudding and fruit filling thickened with tapioca, cornstarch, or arrowroot flour | Commercial cakes, cookies, and pastries; commercial dessert mixes | Commercial ice cream and sherbet, puddings |
| Sweets | | | Commercial candies, especially chocolates |
| Miscellaneous | Monosodium glutamate, salt, pepper, pure spices and herbs, yeast, pure baking chocolate or cocoa powder, carob, flavoring extracts, artificial flavoring, cider and wine vinegar | | Ketchup, prepared mustard, soy sauce, commercially prepared meat sauces and pickles, white vinegar, flavoring syrups (syrups for pancakes or ice cream) |

Source: *Mayo Clinic Diet Manual: A Handbook of Nutrition Practices* (7th ed.), by J. K. Nelson, K. E. Moxness, C. F. Gastineau, and M. D. Jenson, 1994, St. Louis, MO: Mosby. Reprinted with permission of Mayo Foundation for Medical Education and Research.

**Table 20-3 High-Calories, High-Protein, Low-Residue Diet Menus**

| BREAKFAST | LUNCH | DINNER |
|---|---|---|
| Orange juice<br>Poached egg<br>Rice toast<br>Butter and jelly<br>Coffee with milk and sugar | Baked chicken<br>Rice<br>Pureed green beans<br>Rolls made from wheat starch and butter<br>Lemon chiffon pudding<br>Tea with milk and sugar | Ground beef patty<br>Mashed potato<br>Mashed acorn squash<br>Rice bread and butter<br>Applesauce with sponge cake made from wheat starch<br>Coffee with milk and sugar |
| **SNACK** | **SNACK** | **SNACK** |
| Eggnog, if tolerated | Sugar cookies baked with gluten-free flour<br>Pineapple juice | Beef broth<br>Rice cakes |

containing these grains are disallowed. Rice and corn may be used. A reduction in the fiber content is also frequently recommended. If the client is under weight, the diet should also be high in calories, carbohydrates, and protein (Table 20-3). Fat may be restricted until bowel function is normalized. Vitamin and mineral supplements may be prescribed. Lactose intolerance sometimes develops with celiac disease.

It is not easy to avoid food products containing wheat. Breads, cereals, crackers, pasta products, desserts, gravies, white sauces, and beer contain wheat or other cereal grains with gluten. The client will have to learn to read food labels carefully and to avoid restaurant foods such as breaded meats or fish, meatloaf, creamed vegetables, and cream soups.

# DISORDERS OF THE ACCESSORY ORGANS

## Cirrhosis

The liver is of major importance to, and plays many roles in, metabolism. Except for a few of the fatty acids, all nutrients that are absorbed in the intestines are transported to the liver. The liver dismantles some of these nutrients, stores others, and uses some to synthesize other substances.

The liver determines where amino acids are needed and synthesizes some proteins, enzymes, and urea. It changes the simple sugars to glycogen, provides glucose to body cells, and synthesizes glucose from amino acids if needed. It converts fats to lipoproteins and synthesizes cholesterol. It stores iron, copper, zinc, and magnesium as well as the fat-soluble vitamins and B vitamins. The liver synthesizes bile and stores it in the gallbladder. It detoxifies many substances such as barbiturates and morphine.

Liver disease may be acute or chronic. Early treatment can usually lead to recovery. **Cirrhosis** is a general term referring to all types of liver

**cirrhosis**
generic term for liver disease characterized by cell loss

disease characterized by cell loss. Alcohol abuse is the most common cause of cirrhosis, but it can also be caused by congenital defects, infections, or other toxic chemicals.

Although the liver does regenerate, the replacement during cirrhosis does not match the loss. In addition to the cell loss during cirrhosis, there is fatty infiltration and **fibrosis.** These developments prevent the liver from functioning normally. Blood flow through the liver is upset, and a form of hypertension, anemia, and hemorrhage in the esophagus can occur. The normal metabolic processes will also be disturbed to such a degree that, in severe cases, death may result.

**fibrosis**
development of tough, stringy tissue

The dietary treatment of cirrhosis provides at least 25 to 35 calories or more and 0.8 to 1.0 gram of protein per kilogram of weight each day, depending on the client's condition. If hepatic coma appears imminent, the lower amount is advocated. Supplements of vitamins and minerals are usually needed. In advanced cirrhosis, 50% to 60% of the calories should be from carbohydrates.

In some forms of cirrhosis, clients cannot tolerate fat well, so it is restricted. In another form, protein may not be well tolerated, so it is restricted to 35 to 40 grams a day. Sometimes cirrhosis causes **ascites.** In such a case, sodium and fluids may be restricted. If there is bleeding in the esophagus, fiber can be restricted to prevent irritation of the tissue. Smaller feedings will be better accepted than larger ones. No alcohol is allowed.

**ascites**
abnormal collection of fluid in the abdomen

## Hepatitis

**Hepatitis** is an inflammation of the liver. It is caused by viruses or toxic agents such as drugs and alcohol. **Necrosis** occurs, and the liver's normal metabolic activities are constricted. Hepatitis may be acute or chronic.

**hepatitis**
inflammation of the liver caused by viruses, drugs, or alcohol

**necrosis**
tissue death due to lack of blood supply

Hepatitis A virus (HAV) is contracted through contaminated drinking water, food, and sewage via a fecal-oral route. Hepatitis B virus (HBV) and hepatitis C virus (HCV) are transmitted through blood, blood products, semen, and saliva. Hepatitis B and C can lead to chronic active hepatitis (CAH), which is diagnosed by liver biopsy. Chronic active hepatitis can lead to liver failure and end-stage liver disease (ESLD).

In mild cases, the cells can be replaced. In severe cases, the damage can be so extensive that the necrosis leads to liver failure and death. There can be bile **stasis** and decreased blood albumin levels. Clients experience nausea, headache, fever, fatigue, tender and enlarged liver, anorexia, and **jaundice.** Weight loss can be pronounced.

**stasis**
stoppage or slowing

**jaundice**
yellow cast of the skin and eyes

Treatment is usually bed rest, plenty of fluids, and medical nutrition therapy. The diet should provide 35 to 40 calories per kilogram of body weight. Most of the calories should be provided by carbohydrates; there should be moderate amounts of fat and, if the necrosis has not been severe, up to 70 to 80 grams of protein for cell regeneration. If the necrosis has been severe and the proteins cannot be properly metabolized, they must be limited to prevent the accumulation of ammonia in the blood. Clients may prefer frequent, small meals rather than three large ones.

Clients with liver disease require a great deal of encouragement because their anorexia and consequent feelings of general malaise can be severe. Their recovery takes patience, rest, and time.

## Cholecystitis and Cholelithiasis

The dual function of the gallbladder is the concentration and storage of bile. After bile is formed in the liver, the gallbladder concentrates it to several times its original strength and stores it until needed. Fat in the duodenum triggers the gallbladder to contract and release bile into the common duct for the digestion of fat in the small intestine. If this flow is hindered, there may be pain.

The precise etiology of gallbladder disease is unknown, but heredity factors may be involved. Women develop gallbladder disease more often than men do. Obesity, total parenteral nutrition (TPN), very low calorie diets for rapid weight loss, the use of estrogen, and various diseases of the small intestine are frequently associated with gallbladder disease.

**Cholecystitis** (inflammation) and **cholelithiasis** (gallstones) may inhibit the flow of bile and cause pain. Cholecystitis can cause changes in the gallbladder tissue, which in turn can affect the cholesterol (a constituent of bile), causing it to harden and form stones. It is also thought that chronic overindulgence in fats may contribute to gallstones because the fat stimulates the liver to produce more cholesterol for the bile, which is necessary for the digestion of fat. In addition to pain, which can be severe, there may be indigestion and vomiting, particularly after the ingestion of fatty foods.

Treatment may include medication to dissolve the stones and diet therapy. If medication does not succeed, surgery to remove the gallbladder **(cholecystectomy)** may be indicated.

Medical nutrition therapy includes abstinence during the acute phase. This is followed by a clear liquid diet and, gradually, a regular but fat-restricted diet. Amounts of fats allowed run from 40 to 45 grams a day. In chronic cases, fat may be restricted on a permanent basis. For obese clients, weight loss is recommended in addition to a fat-restricted diet. (For information on fat-restricted diets, see Chapter 18.) Clients with chronic gallbladder conditions may require the water-miscible forms of fat-soluble vitamins.

**cholecystitis**
inflammation of the gallbladder

**cholelithiasis**
gallstones

**cholecystectomy**
removal of the gallbladder

## Pancreatitis

In addition to the hormone insulin, the pancreas produces other hormones and enzymes that are important in the digestion of protein, fats, and carbohydrates. When food reaches the duodenum, the pancreas sends its enzymes to the small intestine to aid in digestion.

**Pancreatitis** is an inflammation of the pancreas. It may be caused by infections, surgery, alcoholism, biliary tract (includes bile ducts and gallbladder) disease, or certain drugs. It may be acute or chronic.

Abdominal pain, nausea, and **steatorrhea** are symptoms. Malabsorption (particularly of fat-soluble vitamins) and weight loss occur, and, in cases in which the islets of Langerhans are destroyed, diabetes mellitus may result.

Diet therapy is intended to reduce pancreatic secretions and bile. Just as fat stimulates the gallbladder to secrete bile, protein and hydrochloric acid stimulate the pancreas to secrete its juices and enzymes. During acute pancreatitis, the client is nourished strictly parenterally. Later, when the client can tolerate oral feedings, a liquid diet consisting mainly of carbohydrates is given because, of these three nutrients, carbohydrates have the least stimulatory effect on pancreatic secretions.

**pancreatitis**
inflammation of the pancreas

**steatorrhea**
abnormal amounts of fat in the feces

### EXPLORING THE WEB

Choose one of the disorders discussed and thoroughly research on the Internet. Create a list of the signs and symptoms, the possible causes, and the treatment choices for the disorder. Identify the nutritional needs for a person with this disorder. Can the disorder(s) be controlled through proper nutrition?

As recovery progresses, small, frequent feedings of carbohydrates and protein with little fat or fiber are given. The fat is restricted because of deficiencies of pancreatic lipase. The client is gradually returned to a less restricted diet as tolerated. Vitamin supplements may be given. Alcohol is forbidden in all cases.

## RESIDUE-CONTROLLED DIETS

Fiber is that part of food that is not broken down by digestive enzymes. It is called dietary fiber. Most dietary fiber is found in plant foods. Some is soluble, and some is insoluble (see Chapter 4). Examples of dietary fiber in plants include the outer shells of corn kernels, strings of celery, seeds of strawberries, and the connective tissue of citrus fruits.

Residue is the solid part of feces. Residue is made up of all the undigested and unabsorbed parts of food (including fiber), connective tissue in animal foods, dead cells, and intestinal bacteria and their products. Most of this residue is composed of fiber.

Diets can be adjusted to increase or decrease fiber and residue. The specific names of these diets vary among health care facilities. The specific foods allowed and thus the amount of fiber and residue allowed will depend on the physician's experience and the client's condition.

### The High-Fiber Diet

High-fiber diets containing 30 grams or more of dietary fiber are believed to help prevent diverticulosis, constipation, hemorrhoids, and colon cancer. They also are helpful in the treatment of diabetes mellitus (see Chapter 17) and atherosclerosis (see Chapter 18).

It is currently estimated that the normal diet in the United States contains about 11 grams of dietary fiber each day. A high-fiber diet is often 25 to 35 grams and should not exceed 50 grams a day. The recommended foods for this diet include coarse- and whole-grain breads and cereals, bran, all fruits, vegetables (especially raw), and legumes. Milk, meats, and fats do not contain fiber (Table 20-4). The diet is nutritionally adequate. High-fiber diets must be introduced gradually to prevent the formation of gas and the discomfort that accompanies it. Eight 8-ounce glasses of water also must be consumed along with the increased fiber.

**SUPERSIZE USA**

"Baseball games are an American institution. Couldn't wait to eat the hot dogs, peanuts, and nachos and, of course, drink soda to my heart's content! There were nine innings, and then the score was tied at the end of the ninth. I ate my way through all nine and even into the extra innings. Upon leaving the ballpark, I was feeling pain in the upper-right quadrant of my abdomen and straight through to my back. I had had this pain before but never to this extent. What is wrong with me? Did I eat something specifically to cause the pain? What should I eliminate from my diet to prevent future pain?"

You may be having a gallbladder attack. All the foods that have a lot of fat—hot dogs, nachos, peanuts—can cause it. Follow a low-fat diet to prevent future pain.

**Table 20-4 Sample Menus for a High-Fiber Diet**

| BREAKFAST | LUNCH | DINNER |
|---|---|---|
| Stewed dried plums | Fresh fruit cup | Baked pork chops |
| Bran cereal with milk and sugar | Roast beef sandwich on cracked wheat bread | Baked potato |
| Whole wheat toast with marmalade | Coleslaw | Fresh corn |
| Coffee | Carrot cake | Green salad with oil and vinegar dressing |
| | Fat-free milk | Whole-grain bread with margarine |
| | Coffee or tea | Fresh pineapple |
| | | Fat-free milk |
| | | Tea |

### SPOTLIGHT on Life Cycle

Here are some suggestions for helping older adults increase fiber in the diet:

- Eat fresh fruits and vegetables. If the older adult has difficulty chewing raw fruits and vegetables, gently steamed vegetables and soft fruits are appropriate.
- Eat some of the skins of potatoes, apples, pears, and other fruits or vegetables. The outer portion of these foods contains fiber and valuable nutrients.
- Use whole-grain breads and cereals instead of refined white bread and sugary cereals. Instead of meat, add beans (navy, lima, kidney, pinto), all of which are high in fiber and can also be a less expensive source of protein. Beans can also be used in casseroles, soups, stews, and other dishes.
- Try unbuttered air-popped popcorn or the reduced- or low-fat versions of microwave popcorn for a snack. Remind the older adult that dentures and teeth will need special attention during cleaning following a popcorn snack.
- Remember how important it is to increase the water in the diet when the fiber content is increased. At least 8 cups of liquid are needed each day.
- Keep moving; being active helps bowel regularity.

## The Low-Residue Diet

The low-residue diet of 5 to 10 grams of dietary fiber a day is intended to reduce the normal work of the intestines by restricting the amount of dietary fiber and reducing food residue. Low-fiber or residue-restricted diets may be used in cases of severe diarrhea, diverticulitis, ulcerative colitis, and intestinal blockage and in preparation for and immediately after intestinal surgery.

In some facilities, these diets consist of foods that provide no more than 3 grams of fiber a day and that do not increase fecal residue (Tables 20-5 and 20-6). Some foods that do not actually leave residue in the colon are considered "low-residue" foods because they increase stool volume or provide a laxative effect. Milk and prune juice are examples. Milk increases stool volume, and prune juice acts as a laxative.

**Table 20-5** *Foods to Allow and to Avoid on Low-Residue Diets*

| FOODS TO ALLOW | FOODS TO AVOID |
|---|---|
| Milk, buttermilk (limited to 2 cups daily) if physician allows | Fresh or dried fruits and vegetables |
| Cottage cheese and some mild cheeses as flavorings in small amounts | Whole-grain breads and cereals |
| Butter and margarine | Legumes, coconut, and marmalade |
| Eggs, except fried | Tough meats |
| Tender chicken, fish, ground beef, and ground lamb (meats must be baked, boiled, or broiled) | Rich pastries |
| Soup broth | Milk, unless physician allows |
| Cooked, mild-flavored vegetables without coarse fibers; strained fruit juices (except for prune); applesauce; canned fruits including white cherries, peaches, and pears; pureed apricots; ripe bananas | Meats and fish with tough connective tissue |
| Refined breads and cereals, white crackers, macaroni, spaghetti, and noodles | Potato skin |
| Custard, sherbet, vanilla ice cream; plain gelatin; angel food cake; sponge cake; plain cookies | |
| Coffee, tea, cocoa, carbonated beverage | |
| Salt, sugar, small amount of spices as permitted by physician | |

**Table 20-6** *Sample Menus for a Low-Residue Diet*

| BREAKFAST | DINNER | LUNCH OR SUPPER |
|---|---|---|
| Strained orange juice | Chicken broth | Tomato juice |
| Cream of rice cereal with milk and sugar | Ground beef patty | Macaroni and cheese |
| White toast with margarine and jelly | Boiled potato, no skin | Green beans |
| Coffee with cream and sugar | Baked squash | White bread and butter |
| | Gelatin dessert | Lemon sherbet |
| | Milk | Tea with milk and sugar |

## CONSIDERATIONS FOR THE HEALTH CARE PROFESSIONAL

Clients with gastrointestinal problems can be frustrated and irritable. Their problems can be psychologically caused; they may fear surgery or cancer; and they may suffer nausea, pain, or both. Some will want to eat foods that are disallowed; others will refuse foods they need.

Health care professionals who show respect and understanding for their clients will have the most success in helping them learn what they should and should not eat and why.

## SUMMARY

Disturbances of the gastrointestinal tract require a wide variety of therapeutic diets. Peptic ulcers are treated with drugs, and diet therapy generally involves only the avoidance of alcohol and caffeine. Diverticulosis may be treated with a high-fiber diet, whereas diverticulitis is treated with a gradual progression from clear liquid to the high-fiber diet. Ulcerative colitis may require a low-residue diet combined with high protein and high calories. Cirrhosis requires a substantial, balanced diet, with occasional restrictions of fat, protein, salt, or fluids. Diet therapy for hepatitis may include a full, well-balanced diet, although protein may be restricted, depending upon the client's condition. Cholecystitis and cholelithiasis clients require a fat-restricted diet and, in cases of overweight, a calorie-restricted diet as well. Pancreatitis diet therapy ranges from TPN to an individualized diet as tolerated.

## DISCUSSION TOPICS

1. Name the accessory organs in the gastrointestinal system and explain their roles in digestion and metabolism.
2. Discuss dyspepsia. Include its probable causes and the suggested therapy for it.
3. Describe hiatal hernia. Name its symptoms and possible treatment.
4. Define ulcers. Where are they found in the gastrointestinal system, and how are they treated? What substances should not be allowed an ulcer client? Why?
5. Explain the difference between diverticulosis and diverticulitis. How are these conditions treated?
6. Discuss the high-fiber diet. For what conditions might it be used? Compare it with the low-fiber diet. Why is corn on the cob not allowed on the low-fiber diet? Name other foods that are not allowed on the low-fiber diet and tell why they would not be allowed.
7. Discuss ulcerative colitis. What is it? What causes it? How is it treated?

## SUGGESTED ACTIVITIES

1. Write a report on one or more of the gastrointestinal disturbances included in this chapter and the dietary treatment of them.
2. Adapt the following menu to suit a client on a minimum-residue diet:

   Orange juice

   Fried egg

   Bacon

   Milk

   Whole wheat toast with butter and marmalade

   Coffee
3. List 10 of your favorite foods. Circle those foods that would not be allowed on a low-residue diet.

## REVIEW

Access StudyWARE CD for more review activities

Multiple choice. Select the *letter* that precedes the best answer.

1. Dyspepsia
   a. may be an indication of serious gastrointestinal disturbance
   b. is always psychological in origin
   c. cannot be overcome with improved eating habits
   d. is caused by high-fiber foods
2. Hiatal hernia
   a. occurs only in the small intestine
   b. is a typical sign of colon cancer
   c. causes weight loss in all clients
   d. clients may be more comfortable with small, frequent meals
3. Peptic ulcers
   a. can occur in the stomach or the duodenum
   b. cannot be caused by stress
   c. are always treated with aspirin and a low-carbohydrate diet
   d. are usually treated with a low-protein diet

**4.** Protein foods may be somewhat restricted in cases of peptic ulcers because they
a. contribute to uremia
b. contain large amounts of vitamin C
c. neutralize gastric acid secretions
d. stimulate gastric acid secretions

**5.** Diverticulosis
a. is the inflammation of diverticula
b. may be initially treated with a clear-liquid diet
c. may be prevented with a high-fiber diet
d. occurs in the liver

**6.** Food residue
a. is ultimately evacuated in the feces
b. never leaves the stomach
c. never leaves the intestines
d. results from incorrect cooking methods

**7.** Large amounts of food residue cause
a. a decrease in fecal matter
b. an increase in fecal matter
c. weight gain
d. diverticulosis

**8.** The following would be recommended for the high-fiber diet:
a. pureed pears
b. mashed potatoes
c. rice pudding
d. bran cereal

**9.** The following would be allowed on a low-residue diet:
a. fresh oranges
b. corn on the cob
c. macaroni and cheese
d. fresh fruit cup

**10.** Ulcerative colitis
a. affects the small intestine
b. always requires parenteral feedings
c. may be treated with a high-residue diet that is also high in calories and protein
d. clients may be malnourished

**11.** The following foods would be recommended for an ulcerative colitis client, provided the client tolerates milk:
a. fresh grapefruit
b. chicken salad with chopped celery
c. mashed potatoes with minced onion
d. cream of tomato soup with crackers

**12.** The liver
a. has no role in metabolism
b. secretes insulin
c. converts glucose to glycogen
d. stores water-soluble vitamins

**13.** Cirrhosis
a. is a liver disease characterized by cell loss
b. is always caused by alcoholism
c. inevitably results in death
d. occurs only in the large intestine

**14.** Ascites
a. is necessary for regeneration of liver cells
b. is an accumulation of fluid in the abdomen
c. requires the addition of sodium and water to the diet
d. is caused by a shortage of iron

**15.** Hepatitis
a. only occurs following exposure to HIV
b. clients must have very low-carbohydrate diets
c. is always fatal
d. may be caused by viruses or toxic agents

**16.** Gallbladder problems may require
a. the dietary restriction of dairy products
b. cholecystectomy
c. additional fat in the diet
d. additional protein in the diet

**17.** Inflammation of the pancreas
a. is called pancreatitis
b. is asymptomatic
c. can require a low-carbohydrate diet
d. always signifies cancer

StudyWARE

# CASE IN POINT

## GIRISH: LIVING WITH ULCERATIVE COLITIS

Girish is a 35-year-old CPA who owns his own company and in addition owns a metal shop that produces Christmas light displays and subsidizes his income. He has been used to working long hours through the tax season, which goes from January to April. Long hours include overnights and sometimes even 2 days without sleep. For his Christmas lights business, his busy season goes from October to January. He does not remember what he eats; for the most part it is fast foods—the hotter and spicier, the better. He loves Chinese and Japanese foods and has been eating sushi. Lately he has been having bouts of diarrhea, especially after Chinese dinners. His latest episode was very bad. Besides the diarrhea, he was nauseated and had cramps for two nights in a row. He was sure he had a temperature, but he felt too bad to get up and check it. On the second night that he saw blood in the toilet, he resolved to call the doctor. After 3 days of treatment in the hospital, his doctor suggested that Girish plan to follow a low-residue diet when he went home to help prevent further episodes of ulcerative colitis. The doctor requested a consult with a registered dietitian to teach Girish about his new diet.

### ASSESSMENT

1. What do you know about Girish that puts him at risk for ulcerative colitis?
2. What symptoms did Girish have?
3. How will the disease alter his life?
4. How significant is this disease?

### DIAGNOSIS

5. Write a diagnostic statement for Girish's potential alteration in nutrition.
6. Write a diagnosis for Girish's deficient knowledge related to the new diet.

### PLAN/GOAL

7. What dietary goals are measurable and appropriate for Girish?
8. What education goals are specific and measurable for Girish?

### IMPLEMENTATION

9. What major topics about ulcerative colitis does Girish need to understand to make necessary dietary changes?
10. What dietary changes does Girish need to learn to control the symptoms?
11. What foods are going to be a problem for Girish?

### EVALUATION/OUTCOME CRITERIA

12. At his follow-up doctor's appointment, what is his doctor likely to ask to determine if the plan was successful?

### THINKING FURTHER

13. Can ulcerative colitis be cured?
14. What medications are typically used to help manage this disease?

### RATE THIS PLATE

Girish must follow a low-residue diet. He needs to follow it only until the irritation and inflammation have subsided. Then the diet will be liberalized to include more fiber. Girish decided to take the following for lunch. Rate the plate.

**Sandwich**
- **2 slices whole wheat bread**
- **3 oz smoked ham**
- **1 oz Swiss cheese**
- **Leaf lettuce**
- **2 slices of tomato**
- **½ cup applesauce**
- **½ cup mandarin oranges**
- **½ cup vanilla pudding**

**Soda**

How did Girish do with his lunch? Is everything low residue? If not, what foods are not, and what would you change them to? Check the Internet for low-residue diets.

# CASE IN POINT

StudyWARE

## IRINA: MANAGING AN ULCER THROUGH DIET

Irina is a 28-year-old Russian-born ballerina. She was the star of the traveling company from Moscow. She had dreamed of the opportunity to tour the United States. Her mother was traveling with her. Her mother was worried Irina's ulcer would act up because of the traveling, strange foods, and pressure that Irina put on herself to be perfect. Irina was also nursing an ankle injury and using ice packs and aspirin after each practice.

After rave reviews on opening night, Irina and her mother were able to relax. During the second week of the tour, Irina complained of burning pain in her chest and abdomen. She thought she was having a heart attack. Irina was in the emergency room that night. The doctor determined it was not a heart attack, as Irina had thought, but it was her ulcer bleeding again. She was admitted to the hospital. When she was discharged, the doctor prescribed famotodine (Pepcid), omeprazole (Prilosec), and a low-residue diet with no stimulants, spices, or alcohol.

### ASSESSMENT

1. What put Irina at risk for her ulcer to bleed?
2. What symptoms did she have?
3. What could have been done to prevent this problem?
4. What impact did this health problem have on Irina?

### DIAGNOSIS

5. Write two diagnoses for Irina's problems of diet and lack of knowledge.

### PLAN/GOAL

6. What goals would be appropriate for Irina's education and nutrition?

### IMPLEMENTATION

7. What does Irina need to learn about her new diet?
8. What does she need to learn about her ulcer and her new medications?
9. What challenges will she face in complying with the diet while on tour?
10. Construct a meal that Irina would be likely to find almost everywhere she travels.
11. Instead of aspirin, what can Irina use to treat her ankle injury that will not irritate her ulcer?

### EVALUATION/OUTCOME CRITERIA

12. How will Irina's mother, who is supervising her health, know this plan is effective?

### RATE THIS PLATE

Irina will need to allow her ulcer to heal. Irina thought a low-residue diet might be difficult to follow and at the same time keep her weight down. She planned the following dinner. Rate the plate.

**3 oz chicken breast**

**Baked potato with butter**

**½ cup broccoli**

**Salad with cucumber and tomatoes**

**Decaf iced tea**

Did Irina do a good job of planning her dinner? Can she eat everything? If not, what needs to be changed? Check the Internet for low-residue diets.




# DIET AND CANCER

## KEY TERMS

StudyWARE

cachexia
carcinogens
chemotherapy
dysphagia
endometrium
genetic predisposition
hypoalbuminemia
malignant
metastasize
neoplasia
neoplasm
oncologist
oncology
phytochemicals
resection
xerostomia

## OBJECTIVES

After studying this chapter, you should be able to:

- Discuss how nutrition can be related to the development or the prevention of cancer
- State the effects of cancer on the nutritional status of the host
- Describe nutritional problems resulting from the medical treatment of cancer
- Describe nutritional therapy for cancer clients

Cancer is the second leading cause of death in the United States. It is a disease characterized by abnormal cell growth and can occur in any organ. In some way the genes lose control of cell growth, and reproduction becomes unstructured and excessive. The developing mass caused by the abnormal growth is called a tumor, or **neoplasm.** Cancer is also called **neoplasia.** Cancerous tumors are **malignant,** affecting the structure and consequently the function of organs. When cancer cells break away from their original site, move through the blood, and spread to a new site, they are said to **metastasize.** The mortality rate for cancer clients is high, but cancer does not always cause death. When it is found early in its development, prompt treatment can eradicate it. **Oncology** is the study of cancer, and a physician who specializes in cancer cases is called an **oncologist.**

**neoplasm**
abnormal growth of new tissue

**neoplasia**
abnormal development of cells

**malignant**
life-threatening

**metastasize**
spread of cancer cells from one organ to another

**oncology**
the study of cancer

**oncologist**
doctor specializing in the study of cancer

**carcinogens**
cancer-causing substances

**genetic predisposition**
inherited tendency

# THE CAUSES OF CANCER

The precise etiology of cancer is not known, but it is thought that heredity, viruses, environmental **carcinogens,** and possibly emotional stress contribute to its development. Cancer is not inherited, but some families appear to have a **genetic predisposition** for it. When such seems to be the case, environmental carcinogens should be carefully avoided and medical checkups made regularly. Environmental carcinogens include radiation (whether from X-rays, sun, or nuclear wastes), certain chemicals ingested in food or water, some chemicals that touch the skin regularly, and certain substances that are breathed in, such as tobacco smoke and asbestos.

Carcinogens are not known to cause cancer from one or even a few exposures, but after prolonged exposure. For example, skin cancer does not develop after one sunburn.

# CLASSIFICATIONS OF CANCER

There are many types of cancer. A classification system was developed based on the type of cell that produced the cancer. The majority of all cancers fall under four headings: carcinomas, sarcomas, lymphomas, and leukemias.

- Carcinomas involve the epithelial cells (cells lining the body). These include the outer layer of the skin, the membranes lining the digestive tract, the bladder, the womb, and any duct or tube that goes through organs in the body.
- Sarcoma is cancer of the soft tissues of the body, such as muscle; fat; nerves; tendons; blood and lymph vessels; and any other tissues that support, surround, and protect the organs in the body. Soft-tissue sarcomas are uncommon. Sarcomas can also occur in bone rather than soft tissue and primarily in the legs.
- Lymphomas are cancer of the lymphoid tissue. This includes the lymph nodes, bone marrow, spleen, and thymus gland.
- Leukemias develop from the white blood cells and also affect the bone marrow and spleen.

The site where the cancer is located will become part of the diagnosis, such as basal cell carcinoma.

## Skin Cancer

Skin cancer is becoming more prevalent. There are three types of skin cancer: basal cell, squamous cell, and melanoma. Basal cell carcinoma is the most common form of skin cancer, affecting the outer skin layer and caused by exposure to sunlight. Those at high risk have fair skin, light hair, and blue, green, or gray eyes and spend considerable leisure time in the sun. Squamous cell carcinoma affects the squamous cells that are in the upper layer of the skin. Most cases arise from chronic exposure to sunlight, but may also occur where skin has been injured—burns, scars, or long-standing sores. Melanoma is the most serious and deadliest form of skin cancer and originates in the cells

**SUPERSIZE USA**

For the last 15 years, a fast-food lunch of a double cheeseburger, large French fries, and a large soda has been your standard order. You are a meat-and-potatoes person—none of those other vegetables for you. Over the years you have gained considerable weight. How would your eating habits and the weight gain put you at risk for cancer?

High-fat diets have been associated with cancer of the prostate, colon, breast, and uterus. Excessive calories are associated with cancers of the gallbladder and endometrium. Also, you are not getting many vitamins, minerals, and phytonutrients that are protective.

that produce the pigment melanin, which colors our skin, hair, and eyes. The majority of melanomas are black or brown, but some melanomas occasionally stop producing pigment and are skin colored, pink, red, or purple. If caught early, melanoma is almost 100% curable; therefore a yearly exam by a dermatologist is recommended for early diagnosis of all skin cancers.

### Viral Causes of Cancer

The following viruses have been linked to cancer: Epstein Barr, hepatitis B, and human papilloma virus (HPV). Epstein Barr may cause nasopharyngeal cancer, T-cell lymphoma, Hodgkin's disease, and gastric carcinoma. There is an anticancer vaccine available to prevent hepatitis B and its serious consequences—liver cancer. A vaccine is now available to prevent cervical cancer caused by HPV. Cancer research is ongoing and continues in these and other areas.

## RELATIONSHIPS OF FOOD AND CANCER

Although the relationships of food and cancer have not been proved, there appear to be associations between them—both good and bad. Certain substances in foods, for example, are thought to be carcinogenic. Nitrites in cured and smoked foods such as bacon and ham can be changed to nitrosamines (carcinogens) during cooking. Regular ingestion of these foods is associated with cancers of the stomach and esophagus. High-fat diets have been associated with cancers of the uterus, breast, prostate, and colon. The regular, excessive intake of calories is associated with cancers of the gallbladder and **endometrium.** People who smoke and drink alcohol immoderately appear to be at greater risk of cancers of the mouth, pharynx, and esophagus than those who do not.

**endometrium**
mucous membrane of the uterus

On the positive side, it is thought that diets high in fiber help to protect against colorectal cancer. Diets containing sufficient amounts of vitamin C–rich foods may protect against cancers of the stomach and esophagus. Diets containing sufficient carotene and vitamin A–rich foods may protect against cancers of the lung, bladder, and larynx. **Phytochemicals,** substances that occur naturally in plant foods, are thought to be anticarcinogenic agents. Examples include flavonoids, phenols, and indoles, and fruits and vegetables appear to have an abundance

**phytochemicals**
substances occurring naturally in plant foods

of them. It is advisable to eat nine or more servings of fruits and vegetables each day, including 2½ cups of vegetables and 2 cups of fruit, on a 2,000-calorie diet. Legumes such as soybeans, dried beans, and lentils contain vitamins, minerals, protein, and fiber and may protect against cancer. High intakes of soy foods are associated with a decreased risk of breast and colon cancer.

Appropriate amounts of protein foods are essential for the maintenance of a healthy immune system. An immune system that has been damaged—possibly through malnutrition—may be a contributing factor in the development of cancer. Excessive protein and fat intake, however, may be a factor in the development of cancer of the colon.

The most important principle is *moderation.* An occasional serving of bacon or buttered popcorn or wine is not likely to cause cancer, but the regular, excessive use of carcinogenic foods may contribute to cancer. Vitamins that are thought to prevent cancer should be ingested in foods that naturally contain them. Excessive intake of vitamin supplements can be harmful. For example, abnormally large amounts of vitamin A can cause bone pain and fragility, hair loss, headaches, and liver and skin problems.

### EXPLORING THE WEB

Choose one particular type of cancer. Research the relationship of food to this type of cancer using the Internet. Can alterations in diet prevent, cure, or help combat this type of cancer?

### *In The Media*

**STUDY LINKS OBESITY TO ELEVATED RISK OF OVARIAN CANCER**

Ovarian cancer has a 5-year survival rate of only 37% and is the most fatal of gynecologic malignancies. A new epidemiological study, conducted among women who have never used menopausal hormone therapy, found that obese women are at an increased risk of developing ovarian cancer when compared with women of normal weight. Obesity may enhance ovarian cancer risk in part through its hormonal effects. Excess body mass in postmenopausal women leads to an increased production of estrogen, which in turn may stimulate the growth of ovarian cells and play a role in the development of ovarian cancer.

(Source: Adapted from American Cancer Society, 2009.)

## THE EFFECTS OF CANCER

One of the first indications of cancer may be unexplained weight loss because the tumor cells use for their own metabolism and development the nutrients the host has taken in. The host may suffer from weakness, and anorexia may occur, which compounds the weight loss. The weight loss includes the loss of muscle tissue and **hypoalbuminemia,** and anemia may develop. The sense of taste and smell may be affected. Some foods may taste different: They may not have much taste, or everything may taste the same. Cancer clients, after chemotherapy, may experience a metallic taste when eating protein foods. Many clients complain of food tasting too sweet. Radiation to the neck and head can cause damage to the taste buds and could also affect taste and smell, causing loss of appetite and weight loss.

**hypoalbuminemia**
abnormally low amounts of protein in the blood

Cancer clients become satiated earlier than normal, possibly because of decreased digestive secretions. Insulin production may be abnormal, and hyperglycemia can delay the stomach's emptying and dull the appetite. Some cancers cause hypercalcemia. If this is chronic, renal stones and impaired kidney function can occur.

The effects of cancer on the host are particularly determined by the location of a tumor. For example, an esophageal or intestinal tumor can cause blockage in the gastrointestinal tract, causing malabsorption. If the cancer is untreated, the continued anorexia and weight loss will create a state of malnutrition, which in turn can lead to **cachexia** and, ultimately, death.

**cachexia**
severe malnutrition and body wasting caused by chronic disease

## THE TREATMENT OF CANCER

Medical treatment of cancer can include surgical removal, radiation, **chemotherapy,** or a combination of these methods. These treatments, unfortunately, have side effects that can further undermine the nutritional status of the client. The nutritional effects of surgery in general are discussed in Chapter 22. Cancer surgery, however, can have some additional effects. Surgery on the mouth, for example, might well affect the ability to chew or swallow. Gastric or intestinal **resection** can affect absorption and result in nutritional deficiencies. The removal of the pancreas will result in diabetes mellitus.

**chemotherapy**
treatment of diseased tissue with chemicals

**resection**
reduction

Radiation of the head or neck can cause a decrease in salivary secretions, which causes dry mouth **(xerostomia)** and difficulty in swallowing **(dysphagia).** This reduction in saliva also causes tooth decay and sometimes the loss of teeth. Radiation reduces the amount of absorptive tissue in the small intestine. In addition, it can cause bowel obstruction or diarrhea.

**xerostomia**
sore, dry mouth caused by a reduction of salivary secretions; may be caused by radiation for treatment of cancer

**dysphagia**
difficulty swallowing

Chemotherapy reduces the ability of the small intestine to regenerate absorptive cells, and it can cause hemorrhagic colitis. Both radiation and chemotherapy depress appetite. They may cause nausea, vomiting, and diarrhea leading to fluid and electrolyte imbalances, which can lead to fluid retention. However, when the therapy is completed and the client is able to return to a well-balanced diet, these problems may disappear.

## NUTRITIONAL CARE OF THE CANCER CLIENT

The nutrient and calorie needs of the cancer client are actually greater than they were before the onset of the disease. The cancer causes an increase in the metabolic rate, tissue must be rebuilt, and the nutrients lost to the cancer must be replaced. Clients who can maintain their weight or minimize its loss increase their chances of responding to treatment and, thus, their survival. Clients on high-protein and high-calorie diets tolerate the side effects of therapy and higher doses of drugs better than those who cannot eat normally. And those clients who can eat will feel better than those who cannot.

Despite their nutritional needs, however, anorexia is a major problem for cancer clients. It is particularly difficult to combat because cancer clients tend to develop strong food aversions that are thought to be caused by the effects of chemotherapy. Clients receiving chemotherapy near mealtime associate the foods at that meal with the nausea caused by the chemotherapy and often form aversions to those particular foods. These aversions result in limited acceptance of food and contribute further to the client's malnutrition. It is preferable that chemotherapy be withheld for 2 to 3 hours before and after meals. The

appetite and absorption usually improve after chemotherapy, so the client can improve nutritional status between chemotherapy treatments.

Obviously, diet plans for cancer clients require special attention. The client's diet history should be taken, as usual, at the outset of hospitalization. Nutrient and calorie needs must be determined by the dietitian, and the client's diet plan should be made in consultation with the client. It is essential that favorite foods, prepared in familiar ways, be included. Nutritious food is useless if the client refuses it.

If chewing is a problem, a soft diet may be helpful. If diarrhea is a problem, a low-residue diet may help (see Chapter 20). Clients should be evaluated inconspicuously.

If the client is scheduled to undergo radiation or chemotherapy, these factors must be included in the diet planning. High-protein and high-calorie diets may be recommended. Energy demands are high because of the hypermetabolic state often caused by cancer. Calorie needs will vary from client to client, but 45 to 50 calories per kilogram of body weight may be recommended.

Carbohydrates and fat will be needed to provide this energy and spare protein for tissue building and the immune system. Clients with good nutritional status will need from 1.0 to 1.2 grams of protein per kilogram of body weight a day. Malnourished clients may need from 1.3 to 2.0 grams of protein per kilogram of body weight a day. Vitamins and minerals are essential for metabolism and tissue maintenance, and they may be supplied in supplemental form. During chemotherapy and radiation therapy, the recommendation is to eliminate vitamin A and vitamin E in supplemental form and in the diet. Intake of these vitamins may prevent cancer cells from self-destructing and work against cancer therapy. Fluids are important to help the kidneys eliminate the metabolic wastes and the toxins from drugs.

The client's food habits may require change if, before the illness, the client had avoided desserts and high-calorie foods to maintain normal weight.

Sometimes clients may be willing to eat foods that are brought from home. Some may find cold foods more appealing than hot foods. Meats may taste bitter so milk, cheese, eggs, and fish may be more appealing. If foods taste sweeter to the cancer client than to the well person, then foods with citric acid may be more acceptable.

Supplementation with high-calorie, high-protein, liquid foods between meals may be useful but should not be used if their consumption reduces the client's appetite at meals.

If the client suffers from dry mouth, salad dressings, gravies, sauces, and syrups appropriately served on foods can be helpful. Several small meals may be better tolerated than three large meals. It is preferable to serve the nutritionally richer meals early in the day because the client is less tired and may have a better appetite at that time. If nausea or pain is a continuous problem, drugs to control the problem, particularly at mealtimes, may be helpful. Although oral feedings are definitely preferred, enteral or total parenteral feedings may become necessary if cachexia is extreme. Sometimes an oral diet with a nutritional supplement may be used in conjunction with total parenteral feeding (see Chapter 22). As the client improves, calorie and nutritional content of the diet should be gradually increased.

### *SPOTLIGHT on Life Cycle*

Children receiving chemotherapy may experience nausea and vomiting, putting their nutrition status at risk. Giving chemotherapy at bedtime may help alleviate nausea and vomiting in children. It may allow them to sleep through the emetic effects. Playing soft music, such as lullabies, or playing a recording of a caregiver singing soft songs is soothing and distracting and may alleviate symptoms of nausea and vomiting.

### EXPLORING THE WEB

Search the Internet for the nutritional needs of the chemotherapy client. How do these needs change as the client progresses through therapy? Once therapy is complete, how do the client's nutritional needs change? Plan some sample menus for the chemotherapy client.

## CONSIDERATIONS FOR THE HEALTH CARE PROFESSIONAL

It is important that the dietitian establish a good relationship with the client and that constant reminders to eat be avoided. The client usually understands the situation, and such comments are only depressing reminders of the cancer. When appropriate, however, it may be helpful to:

1. Explain why it is important that the client eat
2. Encourage him or her to eat foods he or she enjoys
3. Recommend that he or she avoid eating at the time of day when nausea typically occurs
4. Refrain from serving foods that give off odors that contribute to nausea

If the prognosis for the client is not good, nutritional care will not be as important as the client's feelings and immediate comfort.

## SUMMARY

Cancer is a disease characterized by abnormal cell growth. It can strike any body tissue. Energy needs increase because of the hypermetabolic state and the tumor's needs for energy nutrients. At the same time, anorexia occurs in the client. It causes severe wasting, anemia, and various metabolic problems. Treatment of cancer includes surgery, radiation, and chemotherapy. Improving the client's nutritional state is difficult because of the illness and anorexia. Parenteral or enteral nutrition may be necessary.

## DISCUSSION TOPICS

1. Discuss cancer, telling what it is and how it affects body functions and nutritional status.
2. Explain why cancer clients lose weight.
3. Why is the anorexia of cancer clients especially difficult to combat? What causes it? Are there any ways it can be prevented?
4. Are supplemental feedings of liquid foods useful in the nutritional rehabilitation of a cancer client? Explain.
5. Discuss enteral and parenteral nutrition in relation to cancer clients.

## SUGGESTED ACTIVITIES

1. Invite an oncology nurse to speak to the class.
2. Write an essay about how you might feel if you had just been told that you had a malignant tumor.
3. Plan a day's menus for a cancer client who will eat only the following foods:

| | |
|---|---|
| Sweetened orange juice | Soda crackers |
| Bananas | Milkshakes |
| Applesauce | Eggnog |
| Cooked pears | Cottage cheese |
| Puffed rice cereal | Cream of chicken soup |
| Rice pudding | Poached eggs |
| White toast with currant jelly | Bouillon |

# REVIEW

Access StudyWARE CD for more review activities

Multiple choice. Select the *letter* that precedes the best answer.

**1.** Cancer
a. is characterized by reduced cell growth
b. growth called a tumor can also be called a neoplasm
c. inevitably causes death
d. can metastasize only in clients 50 years and older

**2.** Carcinogens may include
a. viruses
b. certain green vegetables
c. gluten-containing foods
d. salmonella

**3.** Carcinogens
a. cause cancer after only limited exposure
b. include some chemical substances
c. are never found in food or water
d. are found only in meats and fish

**4.** Cancer clients
a. seldom experience weight loss
b. usually experience an increase in appetite
c. seldom suffer from anorexia
d. may suffer from cachexia

**5.** Radiation and chemotherapy
a. seldom affect cancer clients' nutritional status
b. may increase appetite
c. have no connection to electrolyte imbalance
d. may create food aversions

**6.** It is thought that cancer may be caused by
a. frequent ingestion of smoked meats over a long period
b. moderate use of alcohol
c. high-fiber diets
d. excessive use of vitamin A–rich foods

**7.** High-fat diets
a. usually are harmless
b. have been associated with breast and prostate cancer
c. provide large amounts of fiber and vitamin C
d. contribute to the health of the immune system

**8.** Phytochemicals are
a. abundantly supplied in fruits and vegetables
b. widely known carcinogens
c. most prevalent in carbohydrates and fats
d. plentifully supplied in proteins

**9.** High intakes of soy foods
a. are associated with increased risk of endometrial cancer
b. are associated with decreased risk of breast and colon cancer
c. may increase the risk of prostate cancer
d. are unrelated to the development of cancer

**10.** Cachexia
a. is the result of continued anorexia and weight loss
b. is inevitable in all cancer clients
c. occurs only in clients with mouth and throat cancers
d. does not seem to appear in untreated cancer

StudyWARE

# CASE IN POINT

## GRACE: ENCOURAGING APPETITE FOLLOWING A HYSTERECTOMY

Grace has had intermittent vaginal bleeding for 3 months. At first she thought she was experiencing the first signs of menopause. After all, she was 52, and this is to be expected. She called her gynecologist just to be sure and went in for a Pap smear. Finally, after a week, Grace's doctor called and told her she had suspicious cells on her Pap smear and he was recommending a hysterectomy. Grace had cancer of the uterus. Grace was devastated. Maybe this was why she was losing weight, something she was not trying to do. She had lost 20 pounds in the last 3 months. She had felt tired but dismissed that due to how busy she had been with her job and her quilting.

Grace had her hysterectomy and was informed that the cancer had spread throughout some of her lymph glands. She needed chemotherapy and radiation treatments.

After 5 months of treatment, Grace was continuing to lose weight. She was down 50 pounds. For her that was good since she had been 80 pounds overweight. She had no appetite, and the smell of food made her nauseated. Sometimes she could eat a banana, and other times she could eat a hamburger. But mostly she drank clear broth and ate some crackers.

### ASSESSMENT

1. What do you know about Grace?
2. What barriers does she have to balance nutrition?
3. What resources does she have to overcome these barriers?
4. How important is her nutrition to her current health? How about to her future radiation treatments?

### DIAGNOSIS

5. Write a diagnosis about potential alteration in nutrition.
6. Write a diagnosis about her deficient knowledge.

### PLAN/GOAL

7. What is the immediate goal for Grace's nutrition?
8. What is the long-term goal?

### IMPLEMENTATION

9. What does Grace need to learn?
10. List four strategies to increase what Grace eats at home.
11. How important is her nutrition to her healing?
12. What can a home health care nurse do to enhance Grace's nutrition? What can a dietitian do?

### EVALUATION/OUTCOME CRITERIA

13. What can the home health nurse observe and measure as evidence of the success of the plan?

### THINKING FURTHER

14. Why is it important to use nutrition to reduce your risk of cancer?

### RATE THIS PLATE

Grace is having trouble maintaining her weight. The dietitian recommends to the physician that an antinausea medication and an appetite stimulant may be helpful. Grace is willing to try anything. She is willing to try hard to follow the dietitian's recommendations. This is the meal she planned. Rate the plate.

**½ of a turkey sandwich on white bread with 1 tsp mayonnaise**

**Banana**

**4 oz cold supplement**

**Sorbet**

What was the dietitian thinking when she helped Grace plan this meal? Why only half a sandwich? Will this be adequate nutritionwise?

# CASE IN POINT

StudyWARE

## CHARLES: MANAGING DIET DURING CHEMOTHERAPY

Charles is a 54-year-old Asian male receiving chemotherapy for cancer. He is about to begin round 4 of seven rounds of chemotherapy. So far, he has experienced fear and apprehension but had little change in his weight. This pleases him. The oncologist warned Charles that it was common that round 4 was "a little bit rougher" than the previous three rounds. The doctor ordered ondansetron (Zofran), an appetite stimulant, and a liquid supplement between meals. He requested a weekly assessment by a registered dietitian to help Charles maintain his weight.

### ASSESSMENT

1. What has Charles's response to the chemotherapy been so far?
2. What does the doctor suspect will happen to Charles's nutrition during round four?
3. What can the dietitian assess to measure how Charles is eating?

### DIAGNOSIS

4. Write a diagnostic statement describing the nutrition problems Charles could have with chemotherapy.

### PLAN/GOAL

5. What is the major nutrition goal for Charles?
6. What is the rationale for aggressive proactive nutrition between rounds of chemotherapy?
7. What does Charles need to know related to the nutritional demands of ongoing chemotherapy?

### IMPLEMENTATION

8. List four strategies the dietitian can use to encourage Charles to eat.
9. List three strategies that his family can use to help him eat.
10. If Charles eats only 5% to 10% of his normal food volume, what foods should be a priority? How are fluids important?
11. In preparation for round 5 of chemotherapy, what could Charles do to enhance his nutrition once his appetite returns?
12. How can other cancer clients undergoing chemotherapy and their families help Charles?
13. How can the Internet be of help? Check out the American Cancer Society at www.cancer.org.

### EVALUATION/OUTCOME CRITERIA

14. How would the doctor evaluate the success of the diet plan?

### THINKING FURTHER

15. Why is nutrition so important in the successful treatment of cancer?

### RATE THIS PLATE

Charles has done a good job of maintaining his weight, and his physician does not want him to backslide. Charles will be seeing the dietitian weekly for weight management and for a review of his recorded dietary intake. Can Charles continue to maintain his weight? Rate the plate.

**3 oz sirloin**

**Mashed potatoes**

**Sauteed mixed vegetables**

**Spinach salad with dried cranberries**

**Light Vidalia onion salad dressing**

**Brownie**

Clients with cancer need a lot of protein because the cancer "eats" protein. Has Charles planned enough protein, or could he have done better by adding just a few foods? What could he add to the existing menu to increase his protein intake?




# DIET AND CLIENTS WITH SPECIAL NEEDS

## KEY TERMS

StudyWARE

acquired immune deficiency syndrome (AIDS)
antibodies
aspirated
dumping syndrome
elemental formulas
enteral nutrition
gastrostomy
human immunodeficiency virus (HIV)
hydrolyzed formulas
hypermetabolic
hypoalbuminemia
jejunostomy
Kaposi's sarcoma
modular formulas
nasogastric (NG) tube
opportunistic infections
peripheral vein
phlebitis
polymeric formulas
sepsis
thrombosis
tube feeding (TF)

## OBJECTIVES

After studying this chapter, you should be able to:

- Describe the body's reactions to stress and relate them to nutrition
- Explain the special dietary needs of surgical and burn clients
- Discuss enteral and parenteral nutrition
- Explain the special dietary needs of clients with fever and infection
- Explain the special dietary needs of AIDS clients

Normally, the human body operates in a state of homeostasis. When the body experiences the trauma of surgery, severe burns, or infections, this balance is upset. The body reacts in an attempt to restore itself to homeostasis.

During its response to physical stress, the body signals the endocrine system, which activates a self-protective, **hypermetabolic** response. This increases energy output. The intensity of the response depends on the severity of the condition.

Catabolism occurs, causing the rapid breakdown of energy reserves to provide glucose and other substances necessary for the anabolic phase of wound healing and tissue maintenance. Proteins, fats, and minerals are lost in the catabolic phase just when there is an increased need for them to rebuild tissue. When the condition includes hemorrhage and vomiting, these losses are compounded.

**hypermetabolic**
higher-than-normal rate of metabolism

Sufficient nutrients, fluids, and calories are required as soon as possible to replace the losses, build and repair tissue, and return the body to homeostasis. Obviously, nutrition plays an important role in the lives of clients undergoing surgery or of those who suffer from burns or infections.

# THE SURGICAL CLIENT

## Presurgery Nutritional Care

Surgery stresses the client regardless of whether it is elective or not. If the surgery is elective, the client's nutritional status should be evaluated before surgery; and if improvement is needed, it should be undertaken immediately. A good nutritional status before surgery enhances recovery. A nutritional assessment of the client before surgery will be helpful to the dietitian in providing nutrition that will be accepted by the client after surgery, when appetite is poor.

Improvement of nutritional status will usually mean providing extra protein, carbohydrates, vitamins, and minerals. The extra protein is needed for wound healing, tissue building, and blood regeneration. Extra carbohydrates will be converted to glycogen and stored to help provide energy after surgery, when needs are high and when clients may be unable to eat normally. The B vitamins are needed for the increased metabolism, vitamins A and C and zinc for wound healing, vitamin D for the absorption of calcium, and vitamin K for proper clotting of the blood. Iron is necessary for blood building, calcium and phosphorus for bones, and the other minerals for maintenance of acid-base, electrolyte, and fluid balance in the body.

In cases of overweight, improved nutritional status includes weight reduction before surgery whenever possible. Excess fat is a surgical hazard because the extra tissue increases the chances of infection, and fatty tissue tends to retain the anesthetic longer than other tissue.

**aspirated**
inhaled or suctioned

Many physicians order their clients to be NPO (nothing by mouth) after midnight the night before surgery. Withholding food ensures that the stomach contains no food, which could be regurgitated and then **aspirated** into the lungs during surgery. If there is to be gastrointestinal surgery, a low-residue diet may be ordered for a few days before surgery (see Chapter 20). This is intended to reduce intestinal residue.

## Postsurgery Nutritional Care

The postsurgery diet is intended to provide calories and nutrients in amounts sufficient to fulfill the client's increased metabolic needs and to promote healing and subsequent recovery. In general, during the 24 hours immediately following major surgery, most clients will be given intravenous solutions only. These solutions will contain water, 5% to 10% dextrose, electrolytes, vitamins, and medications as needed. The maximum calories supplied by them is about 400 to 500 calories per 24-hour period. The estimated daily calorie requirement for adults after surgery is 35 to 45 calories per kilogram of body weight. A 110-pound individual would require at least 2,000 calories a day. Obviously, until the client can take food, there will be a considerable

calorie deficit each day. Body fat will be used to provide energy and to spare body protein, but the calorie intake must be increased to meet energy demands as soon as possible.

Because protein losses following surgery can be significant and because protein is especially needed then to rebuild tissue, control edema, avoid shock, resist infection, and transport fats, a high-protein diet of 80 to 100 grams a day may be recommended. In addition, extra minerals and vitamins are needed. When peristalsis returns, ice chips may be given; and if they are tolerated, a clear liquid diet can follow. (Peristalsis is evidenced by the presence of bowel sounds.)

Normally in postoperative cases, clients proceed from the clear-liquid diet to the regular diet. Sometimes this change is done directly and sometimes by way of the full-liquid diet, depending on the client and the type of surgery. The average client will be able to take food within 1 to 4 days after surgery. If the client cannot take food then, parenteral or enteral feeding may be necessary.

Sometimes following gastric surgery, **dumping syndrome** occurs within 15 to 30 minutes after eating. This is characterized by dizziness, weakness, cramps, vomiting, and diarrhea. It is caused by food moving too quickly from the stomach into the small intestine. It occurs secondary to an increase in insulin, in anticipation of the increase in food, which never comes.

**dumping syndrome**
nausea and diarrhea caused by food moving too quickly from the stomach to the small intestine

To prevent dumping syndrome, the diet should be high in protein and fat, and carbohydrates should be restricted. Foods should contain little fiber or concentrated sugars and only limited amounts of starch. Complex carbohydrates are gradually reintroduced. Gradual reintroduction is recommended because carbohydrates leave the stomach faster than do proteins and fats. Fluids should be limited to 4 ounces at meals, or restricted completely, so as not to fill up the stomach with fluids instead of nutrients. They can be taken 30 minutes after meals. The total daily food intake may be divided and served as several small meals rather than the usual three meals in an attempt to avoid overloading the stomach. Some clients do not tolerate milk well after gastric surgery, so its inclusion in the diet will depend on the client's tolerance.

The food habits of the postoperative client should be closely observed because they will affect recovery. When the client's appetite fails to improve, the physician and the dietitian should be notified, and efforts should be made to offer nutritious foods and supplements (either in liquid or solid form) that the client will ingest. The client should be encouraged to eat and to eat slowly to avoid swallowing air, which can cause abdominal distension and pain.

## THE CLIENT RECEIVING ENTERAL NUTRITION

The term **enteral nutrition** means the forms of feeding that bring nutrients directly into the digestive tract (Figure 22-1). Oral feeding is the usual method and should be used whenever possible. When clients cannot or will not take food by mouth but their gastrointestinal tract is working, they will be given a **tube feeding (TF).** Sometimes this may be necessary because of unconsciousness, surgery, stroke, severe malnutrition, or extensive burns.

**enteral nutrition**
feeding by tube directly into the client's digestive tract

**tube feeding (TF)**
feeding by tube directly into the stomach or intestine or via a vein

Usually, for periods that do not exceed 6 weeks, tube feeding is administered through a **nasogastric (NG) tube** inserted through the nose and into the stomach or small intestine. When the percutaneous endoscopic gastrostomy

**nasogastric (NG) tube**
tube leading from the nose to the stomach for tube feeding

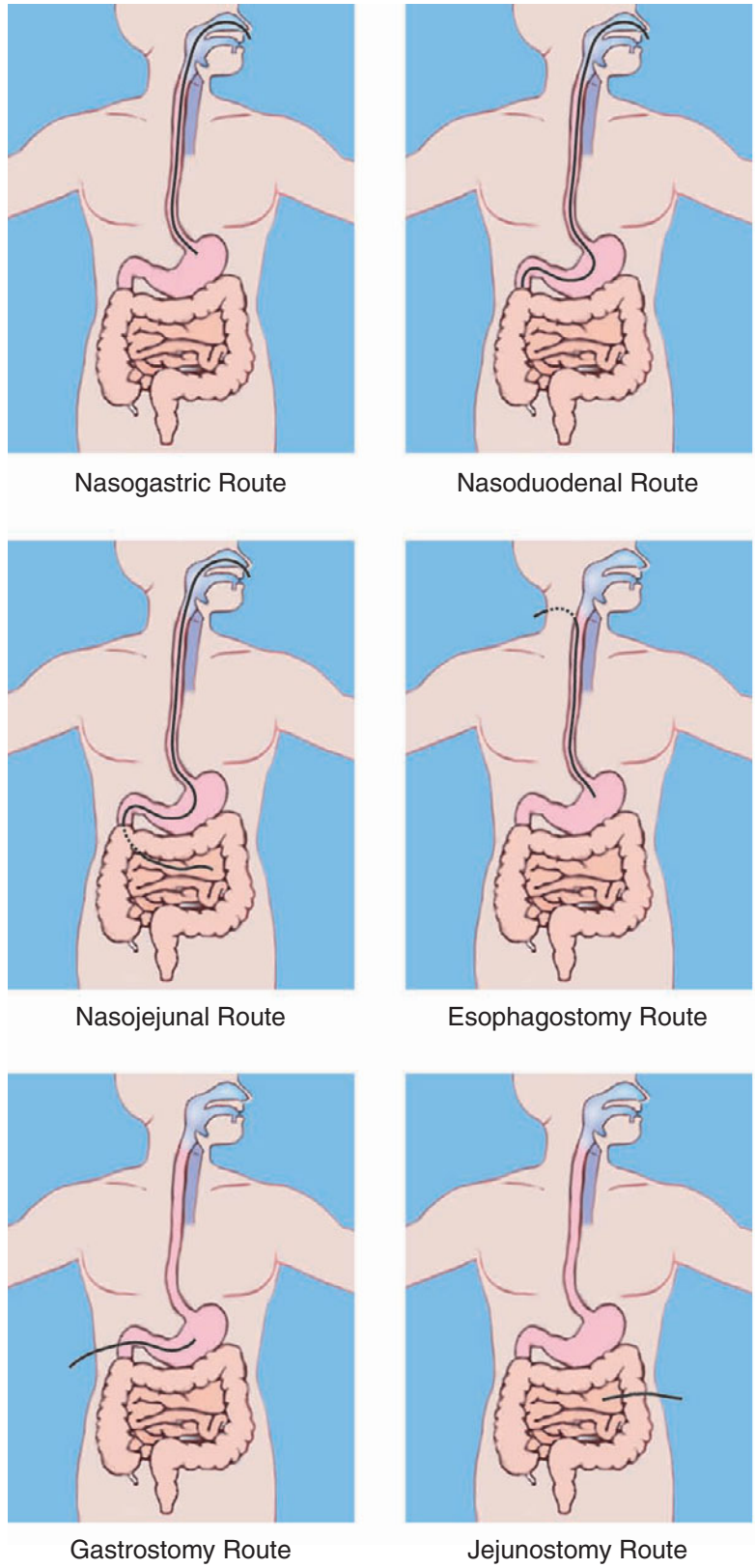


***Figure 22-1*** *Enteral feeding routes.*

(PEG) tube cannot be placed in the nose or when tube feedings will be required for more than 6 weeks, an opening called an ostomy is surgically created into the esophagus (an esophagostomy), the stomach **(gastrostomy),** or the intestine **(jejunostomy).**

The tubes used for these feedings are soft, flexible, and as small as they can be and still allow the feeding to pass through. Although some tubes are weighted to keep them in place in the stomach or intestine, the use of weighted tubes has not been proved to be better than unweighted.

Numerous commercial formulas are available, with varying types and amounts of nutrients. Clients who are able to digest and absorb nutrients can be given **polymeric formulas** (1–2 calories/ml) containing intact proteins, carbohydrates, and fats that require digestion. Clients who have limited ability to digest or absorb nutrients may be given **elemental** or **hydrolyzed formulas** (1.0 calories/ml) that contain the products of digestion of proteins, carbohydrates, and fats, and are lactose-free. **Modular formulas** (3.8–4.0 calories/ml) can be used as supplements to other formulas or for developing customized formulas for certain clients (such as those with extensive wound-healing needs). The use of modular formulas has been decreasing due to the development of high-protein formulas. Disease-specific formulas have been developed to be used in the acute setting and for a short period of time. Clients admitted to the hospital with renal failure, respiratory failure, or liver failure have been shown to benefit from these specialized formulas.

There are three methods for administering tube feedings: continuous, intermittent, and bolus. Intermittent can mean to only administer tube feeding at night, with solid foods eaten during the day. If there is a food-drug interaction, such as with phenytoin (Dilantin), the TF should be stopped 1 hour before and be restarted 1 hour after administration of the medication via tube.

Daily calorie needs of the client are usually divided into six servings per day (not to exceed 400 cc at a time). These feedings are given over a 15-minute time span and followed by 25 to 60 ml of water, hence the term *bolus.* This method is usually done when a client has a PEG tube, but it could also be done with an NG tube.

Usually the feedings are administered by a pump. This means the feeding is continuous during a 16- to 24-hour period. Sometimes the formula is given at half strength at a rate of from 30 to 50 ml per hour. This rate may be increased by about 25 ml every 4 hours until tolerance has been established. Once the client tolerates the half-strength formula, a full-strength formula is initiated at the appropriate rate. When clients are ready to return to oral feedings, the transfer must be done gradually.

**gastrostomy**
opening created by the surgeon directly into the stomach for enteral nutrition

**jejunostomy**
opening created by the surgeon into the intestine for enteral nutrition

**polymeric formulas**
commercially prepared formulas for tube feedings that contain intact proteins, carbohydrates, and fats that require digestion

**elemental formulas**
those formulas containing products of digestion of proteins, carbohydrates, and fats; also called hydrolyzed formulas

**hydrolyzed formulas**
contain products of digestion of proteins, carbohydrates, and fats; also called elemental formulas; used for clients who have difficulty digesting food

**modular formulas**
made by combining specific nutrients

## EXPLORING THE WEB

Search the Web for information on the various types of enteral nutrition formulas discussed in the text. What are the makeups of these formulas? Are any nutrients lacking in these formulas? Is there the potential for side effects of or allergies to these formulas that clients should be aware of and monitored for?

## Possible Complications with Enteral Nutrition

The osmolality of a liquid substance means the number of particles per kilogram of solution. Solutions with more particles (high osmolality) exert more pressure than solutions with fewer particles. Solutions with high osmolality attract water from nearby fluids that contain lower osmolality. When a formula with high osmolality reaches the intestine, the body may draw fluid from the blood to dilute the formula. This process can cause weakness and diarrhea in the client. However, diarrhea should be attributed to the tube feeding only when all other causes have been ruled out. Liquid medications containing sorbitol or *Clostridium difficile* (C-dif) (the bacterium that causes dysentery) are two possible causes of diarrhea.

Aspiration can occur (some of the formula enters the lung), causing the client to develop pneumonia. The tube may become clogged, or the client may pull the tube out. The placement of the feeding tube should be checked with an X-ray to decrease the possibility of aspiration. Before beginning the tube feeding, the health care provider must administer the flush solution according to the physician's order and raise the head of the bed. If the feeding is continuous, then the head of the bed needs to remain elevated. Some facilities, to verify correct placement of the NG tube in the stomach, will check the gastric pH before each use.

Obviously, clients requiring tube feeding need a great deal of patience and understanding. They have been deprived of a basic pleasure of life—eating. They may also be uncomfortable and apprehensive.

# THE CLIENT RECEIVING PARENTERAL NUTRITION

Parenteral nutrition is the provision of nutrients intravenously. It is used if the gastrointestinal tract is not functional or if normal feeding is not adequate for the client's needs. It can be used alone or as part of a dietary plan that includes oral or tube feeding as well. When parenteral nutrition is used to provide total nutrition, it is called total parenteral nutrition (TPN) or hyperalimentation.

Nutrient solutions are prescribed by the physician and dietitian and are prepared by a pharmacist. They can be administered via a central vein or, for a period of 2 weeks or less, a **peripheral vein.** Typically, a dextrose–amino acid–fat solution is given. This solution is not combined until just before entry into the vein because the components do not form a stable solution.

**peripheral vein**
a vein that is near the surface of the skin

Total parenteral nutrition that is required for an extended period is provided via a central vein. A catheter is surgically inserted, under sterile conditions, by a physician. It is inserted into a subclavian vein or the superior vena cava. The vena cava is used because the high blood flow there facilitates the quick dilution of the highly concentrated TPN solution. Dilution reduces the possibility of **phlebitis** and **thrombosis.**

**phlebitis**
inflammation of a vein

**thrombosis**
blockage, as a blood clot

When parenteral nutrition is no longer necessary, the client must be transferred gradually to an oral diet. Sometimes clients are given tube feeding before oral feeding as they are weaned from TPN.

**EXPLORING THE WEB**

Search the Web for additional information on parenteral nutrition. What types of formulas are used for TPN? Are there nutrients lacking from this form of nutritional support? What possible side effects or allergies should the client be monitored for?

## Possible Complications with Parenteral Nutrition

Infection can occur at the site of the catheter and enter the bloodstream, causing an infection of the blood called **sepsis.** Bacterial or fungal infections can develop in the solution if it is unrefrigerated for over 24 hours. Abnormal electrolyte levels may develop, as can phlebitis or blood clots. Careful monitoring of the client is essential.

**sepsis**
infection of the blood

## THE CLIENT WITH BURNS

In cases of serious burns, the loss of skin surface leads to enormous losses of fluids, electrolytes, and proteins. Water moves from other tissues to the burn site in an effort to compensate for the loss, but this only compounds the problem. This fluid loss can reduce the blood volume and thus blood pressure, as well as urine output.

Fluids and electrolytes are replaced by intravenous therapy immediately to prevent shock. Glucose is not included in these fluids for the first 2 or 3 days after the burn because it could cause hyperglycemia.

The hypermetabolic state after a serious burn continues until the skin is largely healed, so there is an enormous increase in energy needed for the healing process. Calorie requirements are based on weight (size) and the total burned surface, including depth of burns. Protein needs can be as high as 1.5 to 3.0 or more grams per kilogram of weight, and fat intake, 15% to 20% of nonprotein calories. A high-protein, high-calorie diet is used. There is an increased need for vitamin C and zinc for healing and B vitamins for the metabolism of the extra nutrients. Vitamin A is important for the immune system and the epithelial tissues.

Also, it is essential that severely burned clients have sufficient fluids to help the kidneys hold the unusual load of wastes in solution and to replace those lost.

If the client is able to eat, oral feedings are advisable. Liquid commercial formulas may be used at first, and solid food may be added during the second week after the burn. If the client is unable to eat, tube feedings should be started immediately. In some cases, parenteral feeding is required. The foods served should be those the client likes and is willing to eat. To determine this, a registered dietitian must perform an individualized assessment for each burn victim. The best assessment of the adequacy of the nutrients provided is wound healing.

Burn clients need a great deal of encouragement. They are in pain; are worried about disfigurement; and know they face a long, costly, and painful hospital stay with the possibility of surgery.

## THE CLIENT WITH INFECTION

Fever typically accompanies an infection. Fevers and infections may be acute or chronic. Fever is a hypermetabolic state in which each degree of fever on the Fahrenheit scale raises the basal metabolic rate (BMR) by 7%. If extra calories are not provided during fever, the body first uses its supply of glycogen, then its stored fat, and finally its own muscle tissue for energy.

Protein intake should be increased because of infections (sepsis). Amounts required need to be individualized. Protein is needed to replace body tissue and to produce **antibodies** to fight the infection. Minerals are needed to help build and repair body tissue and to maintain acid-base, electrolyte, and fluid balance. Extra calories are needed for the increased metabolic rate. Extra vitamins are also necessary for the increased metabolic rate and to help fight the infection causing the fever. Extra liquid is needed to replace that lost through perspiration, vomiting, or diarrhea, which often accompany infection.

**antibodies**
substances produced by the body in reaction to foreign substance; neutralize toxins from foreign bodies

Clients with fever usually have very poor appetites, but they will often accept ice water, fruit juice, and carbonated beverages. Some will accept bouillon or consommé.

Usually, the diet during fever and infection progresses from the liquid to the regular diet, with frequent, small meals recommended. It should be high in protein, calories, and vitamins. In some cases, parenteral and enteral feedings are necessary.

## THE CLIENT WITH AIDS

A virus is a microscopic parasite that invades and lives in or on, and thus infects, another organism, called the host. The virus obtains nourishment from the host and duplicates itself countless times. There are many viruses that infect humans. Some, like those of the common cold, make the host only mildly ill. Others, like the **human immunodeficiency virus (HIV),** are deadly.

**human immunodeficiency virus (HIV)**
a virus that weakens the body's immune system and ultimately leads to AIDS

HIV invades the T cells, which are white blood cells that protect the body from infections. When the T cells cannot function normally, the body has no resistance to opportunistic infections. **Opportunistic infections** are caused by other microorganisms that are present but do not affect people who have healthy immune systems.

**opportunistic infections**
caused by microorganisms that are present but that do not normally affect people with healthy immune systems

Persons infected with HIV are said to be HIV positive. HIV infection ultimately leads to **acquired immune deficiency syndrome (AIDS),** which is incurable and fatal.

**acquired immune deficiency syndrome (AIDS)**
caused by the human immunodeficiency virus (HIV), which weakens the body's immune system, leaving it susceptible to fatal infections

HIV can affect anyone exposed to it, regardless of age, sex, or physical condition. HIV infection cannot be cured, but it can be prevented. The virus is not transmitted through casual contact, such as shaking hands. It is transmitted via body fluids, specifically:

- Through sexual contact
- By transfusions of contaminated blood
- By use of contaminated needles during ear piercing, tattooing, acupuncture, or injection of illegal drugs
- By infected mothers to their fetuses during pregnancy or to their infants during lactation

**Table 22-1 *Causes of Nutrient Loss in AIDS Clients***

- Anorexia
- Cancer
- Diarrhea
- Increased metabolism due to fever
- Certain medications
- Malabsorption caused by cancer or diarrhea
- Protein energy malnutrition

## Progression from HIV Infection to AIDS

There are essentially three stages in the progress of AIDS. The first stage begins soon after exposure to HIV, when the body produces antibodies in an attempt to destroy the virus. At that time, some people may experience a few days of symptoms resembling mild flu. Others may have no symptoms. At this point and thereafter, the infected person will test positive to HIV and will be among those called HIV positive. Unless tested, the individual will feel normal and will have no idea that he or she is HIV positive for a period ranging from a few months to 10 years.

During this period, the virus is incubating. Viral cells are multiplying in the tonsils, adenoid glands, and spleen, gradually taking over the body's T cells.

Anyone suspecting that he or she has been exposed to HIV should be tested as soon as possible. An ever-growing number of medications are available that may increase the time the virus needs to multiply and, thus, may prolong the life of the host.

The second stage of HIV is known as the *ARC period. ARC* stands for AIDS-related complex. The body's immune system has by this point grown weaker, and symptoms and opportunistic infections occur. There may be fatigue, skin rashes, headache, night sweats, diarrhea, weight loss, oral lesions or thrush (candidiasis, a fungal infection of the mouth), cough, sore throat, fevers, or shortness of breath (Table 22-1).

The third and end stage of HIV infection is known as AIDS (acquired immune deficiency syndrome). It is manifested by a very low T-cell count, which makes it impossible for the body to fight off infections. Tuberculosis or **Kaposi's sarcoma** commonly develops at this point. As the T-cell count continues to diminish, other parasites invade and, ultimately, overwhelm the body, causing death.

**Kaposi's sarcoma**
type of cancer common to AIDS clients

## The Relationship of HIV Infection and Nutrition

A healthful diet is essential for a healthy immune system, which may delay the onset of AIDS. Persons diagnosed as being HIV positive should have a baseline nutrition and diet assessment by a registered dietitian. Unhealthful eating habits can be corrected at an early stage of the disease, and future nutritional needs can be explained.

As the condition progresses, the client begins to experience the physical problems previously listed. Infections increase the metabolic rate and

**Table 22-2** *Causes of Anorexia among AIDS Clients*

| | |
|---|---|
| Medications | Cause nausea, vomiting |
| Oral infections | Diminish saliva, alter taste, cause mouth pain |
| Altered taste | Changes or exaggerates flavors |
| Fever | Depresses appetite |
| Pain | Depresses appetite |
| Depression | Depresses appetite |
| Dysphagia | Makes swallowing difficult |
| Dementia | May cause client to forget to eat |

nutrient and calorie needs and, at the same time, decrease the appetite and often the body's ability to absorb nutrients. Medications may further reduce the appetite and cause nausea. When there are oral infections, taste may change, and swallowing can become painful. Anorexia, or loss of appetite, commonly occurs (Table 22-2).

AIDS clients experience serious protein-energy malnutrition (PEM) and, thus, body wasting. This may be referred to as HIV wasting syndrome, which results in **hypoalbuminemia** and weight loss. The immune system is further damaged by insufficient amounts of protein and calories, thus hastening death.

**hypoalbuminemia**
abnormally low amounts of protein in the blood

## Problems Related to Feeding AIDS Clients

Just when an AIDS client most needs a nutrient- and calorie-rich diet, he or she is most apt to refuse it. In some cases, it may be useful to discuss nutritional care with the client. When possible, medications should be given after meals to reduce the chance of nausea. Sores in the mouth or esophagus can make eating painful, and soft foods may be better tolerated than others. Taste can be affected by the disease, so spicy, highly acidic, extremely hot, or extremely cold foods may be rejected. Frequent small meals and, sometimes, liquid supplements may be helpful. Additional sugar and flavoring may increase the acceptability of liquid supplements. Because of the nausea and diarrhea, sufficient fluids are essential. If the client has difficulty swallowing or simply cannot eat, tube feeding may be imperative. If the tube causes pain or if severe diarrhea or malabsorption is present, parenteral nutrition may be necessary.

The client should be helped to eat as much as possible, especially on "good" days (Table 22-3). Clients may suffer from pain and depression, and they may worry about finances and what people think of them. These factors can further diminish their appetites, but positive discussions can help.

Neurological impairment usually occurs in varying degrees in AIDS clients and may cause confusion and dysphagia. In such cases, meal trays should be kept simple, the consistency of food modified to best suit the client, and special utensils provided if needed.

Some clients may want to try nontraditional diets, thinking they will help or even cure them. These clients need to be made aware of any potentially harmful effects from such diets. In some cases, the idea of improvement may help the client's appetite.

**Table 22-3 Methods to Improve the Appetite of an AIDS Client**

- Give medications *after* meals
- Offer soft food
- Avoid spicy, acidic, and extremely hot or cold foods
- Serve frequent, small meals
- Add sugar and flavorings to liquid supplements
- Take advantage of the "good" days and offer any food the client tolerates
- Talk with the client to help ease concerns about finances, family, and friends

Those clients who will benefit no further from either medication or nutrition can still be comforted by the health care professional or hospice nurse who shows support, understanding, and respect for them.

## CONSIDERATIONS FOR THE HEALTH CARE PROFESSIONAL

Clients who fall within the categories of conditions discussed in this chapter can be a challenge for the health care professional. Surgical clients may seem to make excessive demands due to pain, uncertainty, or anxiety. Clients suffering burns may require extreme patience and the ability of the health care provider to detach emotionally. Clients with fatal infections will require extra time and attention. Clients receiving tube feedings or some medications may suffer from frequent diarrhea and require total client care.

In each of these cases, the health care professional can help herself or himself as well as the client by thinking positively and using therapeutic communication with the client and family.

## SUMMARY

Surgery, burns, fevers, and infections are traumas that cause the body to respond hypermetabolically. This response creates the need for additional nutrients at the same time that the injury causes a loss of nutrients. Care must be taken to provide extra fluid, proteins, calories, vitamins, minerals, and carbohydrates as needed in these situations. When surgery is elective, nutritional status should be improved before surgery, if necessary. When food cannot be taken orally, enteral or parenteral nutrition may be used.

## DISCUSSION TOPICS

1. Describe the body's reaction to trauma and how nutrition is related to it.
2. Why are extra nutrients needed during trauma?
3. When might surgery be elective?
4. In what ways might a diet history of a presurgical client be helpful?
5. Explain why a burn client needs extra protein. What happens when the extra protein is not provided?

6. Why does a surgical client need extra minerals?
7. Why must a client's stomach be empty at the time of surgery?
8. Explain why intravenous dextrose solutions are not sufficient to fulfill nutritional requirements after surgery.
9. Describe dumping syndrome and tell how it may be alleviated.
10. Describe parenteral nutrition. What is it? How is it delivered? What are some dangers related to it?

# SUGGESTED ACTIVITIES

1. Ask a certified nutrition support dietitian (CNSD) to visit the class and discuss tube feedings, telling why and when they are used and problems associated with them.
2. Invite a nurse from a local hospital to discuss burns and the nutritional challenges facing clients with burns.
3. If a class member has experienced any of the traumas discussed in this chapter, ask that person to recount it and describe her or his reactions, appetite, and recovery.
4. Role-play a situation in which a client is 5 days postsurgery and cannot eat and the nurse is trying to convince her to eat.

# REVIEW

Access StudyWARE CD for more review activities

Multiple choice. Select the *letter* that precedes the best answer.

1. Trauma
   a. can be described as injury
   b. causes a hypometabolic response in the body
   c. usually decreases the body's need for protein
   d. has no relation to nutrition
2. During trauma, there is usually
   a. reduced need for protein and minerals
   b. a hypermetabolic response in the body
   c. only minor changes in nutritional requirements
   d. a decreased need for calories
3. Wound healing, tissue building, and blood regeneration all require
   a. extra fat
   b. extra cholesterol
   c. reduced calorie intake
   d. protein
4. Intravenous solutions
   a. rarely contain vitamins
   b. usually contain cellulose
   c. are usually given after surgery
   d. provide 2,000 calories per day
5. Protein is needed to
   a. provide calories
   b. resist infection
   c. control fat metabolism during trauma
   d. kill bacteria
6. It would not be surprising for TPN to be used in the treatment of
   a. a fractured hip
   b. third-degree burns over a large part of the client's body
   c. a broken leg
   d. appendicitis
7. Dumping syndrome is characterized by
   a. migraine headache
   b. hypertension and tremors
   c. reduced clotting time
   d. dizziness and cramps
8. TPN for more than 2 weeks is given through
   a. a nasogastric tube
   b. a peripheral vein in the ankle
   c. the superior vena cava
   d. an esophagostomy
9. Severely burned clients will need
   a. to replace protein and fluids
   b. extra amounts of glucose the first 2 to 3 days after the burn
   c. reduced amounts of liquid
   d. a low-protein, low-calorie diet
10. Fever
    a. creates a need for extra calories
    b. clients have enormous appetites
    c. clients experience reduced metabolic rate
    d. clients should be kept on a low-calorie diet

StudyWARE

# CASE IN POINT

## HONG-TSE: SURVIVING SEVERE BURNS

Hong-Tse is a 15-year-old boy who was helping his father in the yard during fall cleanup. They had raked leaves and trimmed bushes and picked up a lot of yard debris. To get rid of this trash they decided to burn it in a 50-gallon trash can. Jing-Li, Hong-Tse's father, got the lighter fluid and some matches to ignite the debris. No one can explain what happened next, but Hong-Tse caught on fire. In the hospital Jing-Li learned that Hong-Tse had third-degree burns over 78% of his body. Fortunately, Hong-Tse's face and neck were spared from the flames. Narcotics are controlling his pain, and he is being watched closely for hypotension, kidney failure, and electrolyte imbalances.

### ASSESSMENT

1. What do you know about Hong-Tse's need for fluids?
2. What do you know about Hong-Tse's need for electrolyte balance?
3. What would help you identify Hong-Tse's health before his accident?

### DIAGNOSIS

4. Write a diagnostic statement describing the problems Hong-Tse could have with his severe burns.
5. Write a diagnostic statement about the risk of infection for Hong-Tse.

### PLAN/GOAL

6. What is the overall nutritional goal for Hong-Tse?

### IMPLEMENTATION

7. What strategies can the dietitian use to ensure proper nutritional balance for Hong-Tse?
8. If Hong-Tse would require tube feedings, what can the dietitian expect to happen? What strategies can the dietitian use to prevent side effects of tube feedings?
9. What categories of food are priorities for Hong-Tse right now?

### EVALUATION/OUTCOME CRITERIA

10. What criteria could be used to evaluate the plan?

### THINKING FURTHER

11. Why is nutrition so critical in the treatment of the client with burns?

### RATE THIS PLATE

Hong-Tse is in the burn unit of the Shriners Hospital in Ohio. He is losing a lot of fluid, and immediately upon arrival, a feeding tube was inserted for nutrition. He is receiving fluid from IVs. The physician started the following tube feeding: A 1-calorie/ml product such as Nutren 1.0 or Jevity 1.0.

Is this the best product for the client with severe burns? What nutrient would this client need for building and repairing his burns? Search the Internet for Nestlé and Ross nutritional products to determine which product would be best for the client.

# CASE IN POINT

StudyWARE

## KEVIN: LIVING WITH HIV

Kevin was a 32-year-old Caucasian corporate nurse. He was 6 feet tall and weighed 185 pounds. He loved what he did, training sales reps for a pharmaceutical company. He had an active social life and just enjoyed life in general. When he was diagnosed with HIV, he was devastated.

He was an only child of a widowed mother. He had grown up on a farm in a small rural town. His mother always boasted of his nursing success and her pride in him and his career. He didn't want to embarrass or hurt his mother. When he finally told her about his HIV status, she just cried and hugged him and told him she loved him.

Within months of his revelation to his mother, his T-cell counts dropped to the lowest level yet. He was having a hard time shaking his first episode of pneumonia. His mother came to take care of him. She cooked all his favorite foods, sometimes serving him four desserts for dinner. She always watched that he took his medications as prescribed.

Kevin's mother consulted with the hospital dietitian to learn how she could help her son, who now weighed about 120 pounds.

### ASSESSMENT

1. What do you know about Kevin and his nutrition?
2. What barriers to good nutrition does he have?
3. What resources does he have?
4. Why would his mother talk to a dietitian?
5. How important is nutrition to health maintenance in an HIV-positive person?

### DIAGNOSIS

6. Write a diagnostic statement describing the reasons Kevin was unable to remain well nourished.

### PLAN/GOAL

7. What is the priority goal for Kevin?

### IMPLEMENTATION

8. What strategies can the dietitian suggest?
9. What can she teach Kevin's mother about HIV and nutrition?
10. What foods are a priority during his active infection? Why is protein so important?
11. How could appetite stimulants help?
12. How could timing medications between meals help?
13. How could friends help, especially at meals? What about local AIDS network volunteers?
14. How could the information at the AIDS Treatment Network Web site, www.aidsinfonyc.org, help Kevin?

### EVALUATION/OUTCOME CRITERIA

15. What criteria can his mother use to see if her plan is successful?

### THINKING FURTHER

16. Why is nutrition so critical in managing AIDS?

### RATE THIS PLATE

Kevin has been steadily losing weight. What could his mother plan that would be high in protein and calories? Rate the plate.

**5 oz filet mignon**

**1 cup mashed sweet potatoes**

**5 stalks steamed asparagus**

**½ cup rice pudding**

**1 cup milk**

Does this meal have all the protein that it could have? What could Kevin's mother do to increase the protein and calories when she is cooking? Are there any nutritional products that she could use to add more nutrients?

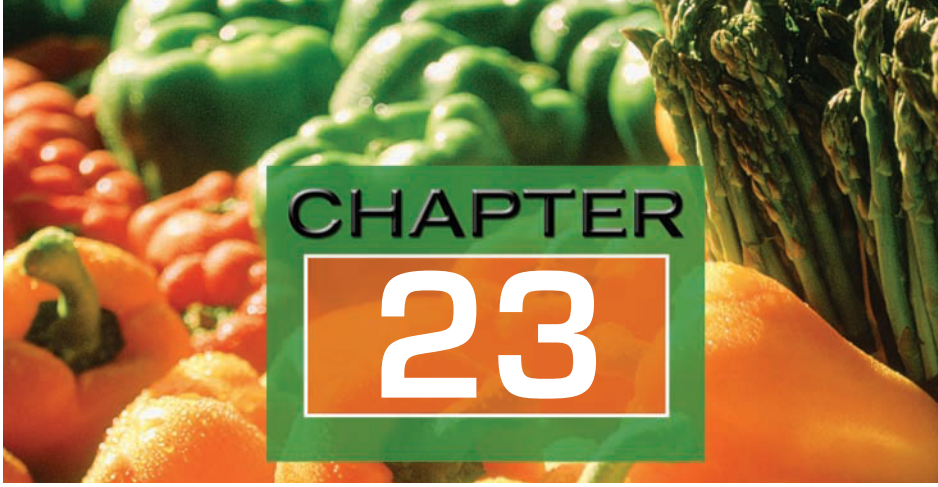


KEY TERMS StudyWARE

iatrogenic malnutrition
longevity
pressure ulcers

# NUTRITIONAL CARE OF CLIENTS

## OBJECTIVES

After studying this chapter, you should be able to:

- Describe how illness and surgery can affect the nutrition of clients
- Identify and describe three or more nutrition-related health problems that are common among elderly clients needing long-term care
- Demonstrate correct procedures for feeding a bed-bound client
- Explain the importance of adapting the family's meal to suit the client's nutritional requirements

## HOSPITALIZED CLIENTS

Illness and surgery can have devastating effects on nutritional status. Fever, nausea, fear, depression, chemotherapy, and radiation can destroy appetite. Vomiting, diarrhea, chemotherapy, radiation, and some medications can reduce or prevent absorption of nutrients. In addition, food is restricted before surgery and some diagnostic tests. Ironically, this reduced nutrient and calories intake occurs just at a time when requirements are increased. Fluid may also be restricted as most clients are NPO (nothing by mouth) for 12 hours prior to surgery.

## Protein Energy Malnutrition

When the increased needs for energy and protein are not met by food intake, the body must use its stores of glycogen and fat. When they have been used, the body breaks down its own tissues to provide protein for energy. It has no other "stores" of protein. Protein-energy malnutrition, commonly called PEM, can be a problem among hospitalized clients. It can delay wound healing, contribute to anemia, depress the immune system, and increase susceptibility to infections. Symptoms of PEM include weight loss and dry, pale skin. When malnutrition occurs as a result of hospitalization, it is called **iatrogenic malnutrition.**

**iatrogenic malnutrition**
caused by treatment or diagnostic procedures

## Improving the Client's Nutritional Status

The importance of improving a client's nutritional status is obvious. Formal nutritional assessments of clients should be made on a regular basis, but all members of the health care team should be alert to signs of malnutrition every day. The nurse or nursing assistant who sees the client regularly is in the best position to help the client. This person will be most familiar to the client and will hear the client's complaints about and see the reactions to the food served. She or he can bring problems to the attention of the dietitian responsible for the client's nutrition:

1. The client may need information about nutritional needs
2. The client may need a supplement
3. The client may want other foods

If not contraindicated by the client's health condition, it can be helpful to invite friends and relatives to bring the client some of his or her favorite foods.

### EXPLORING THE WEB

Search the Web for information on nutritional status during acute or chronic illness. Why is appetite effected by illness? For what length of time is it normal to have a decreased appetite when ill? What can be done to improve appetite and maintain nutritional balance when ill?

## FEEDING THE CLIENT

In the home, the family menu should serve as the basis of the client's meal whenever possible. This usually pleases the client because it makes her or him feel a part of the family. It also reduces food preparation time and costs.

Family meals are easily adapted for the client by omitting or adding certain foods or by varying the method of preparation. Suppose the client was to limit fat intake and the family menu was the following:

Fried hamburgers
Mashed potatoes with butter
Buttered peas
Tossed salad with French dressing
Ice cream with fresh strawberries
Whole milk

Broiling the hamburgers for everyone instead of frying would help limit the fat content. The client's mashed potatoes might be served with little or no butter, and the peas with only salt and pepper and perhaps a suitable spice, herb, or lemon. The client could be served the tossed salad with fat-free dressing and, for dessert, strawberries with low-fat ice cream. Fat-free milk is a simple substitute for whole milk.

## Serving the Meal

When a meal is served at the bedside, the tray should be lined with a pretty cloth or paper liner. Attractive dishes that fit the tray conveniently without crowding it should be used. The food should be arranged attractively on the plate, with a colorful garnish such as a slice of fruit, parsley, or vegetable stick. The garnish must fit into the client's diet plan, however. Utensils must be arranged conveniently. Water should be served as well as another beverage (unless it is prohibited by the physician). Foods must be served at proper temperatures.

When the client is on complete bed rest, special preparations are required before the meal is served. The client should be given the opportunity to use the bedpan and to wash before the meal is served. The room can be ventilated and the bedcovers straightened. The client should be helped to a comfortable position, and any unpleasant sights should be removed before the meal is served. Pleasant conversation during the preparations can improve the client's mood considerably. Certain topics of conversation can help stimulate the client's interest in eating. The client might be told that the family is anticipating the same meal. Perhaps the recipes used will interest some clients. Appropriate remarks on the client's progress, whenever possible, are helpful.

When the meal preparations are complete, the tray should be placed so that it is easy for the client to feed herself or himself or, if necessary, convenient for someone else to do the feeding. If the client needs help, the napkin should be opened and placed, the bread spread, the meat cut, and the straw offered. The client should be encouraged to eat and be allowed sufficient time. If the meal is interrupted, the tray should be reheated and served again as soon as the interruption has resolved.

The tray should be removed and the client helped to brush her or his teeth when the meal is finished. The kinds and amounts of food refused, the time, type of diet, and client's appetite should be recorded on the client's chart after each meal. At times, the provider may request a calorie and protein count, which is an accurate report of the types and amounts of food eaten.

### SUPERSIZE USA

The elderly have lived through many changes in their lives. One change that might not be easily understood is the supersizing of the dishes they use. Why does a cereal bowl need to hold three or four servings? Plates, cereal-soup bowls, fruit-dessert bowls, and especially serving bowls have all been supersized. Several recent studies have shown that the larger the bowl, the larger the portion one will take. This may be why some elderly complain about "too big of a serving"; it can be overwhelming, causing them to eat very little, or not at all. Having lived through several world wars and the Great Depression, it is distressing for them to know that food will be thrown away. "That is such a waste!" Other elderly clients have adapted to the larger portions and are fighting weight gain and obesity.

Check out some antique dishes and notice the difference in sizes from those you use at home. Measuring portions, rather than eyeballing them, may be wise.

***Figure 23-1*** *Some clients require assistance when eating.*

## Feeding the Client Who Requires Assistance

If the client is unable to feed herself or himself, the person doing the feeding should sit near the side of the bed (Figure 23-1). Small amounts of food should be placed toward the back of the mouth with a slight pressure on the tongue with the spoon or fork. Clients should not be fed with a syringe. If the client is suffering from one-sided paralysis, the food and drinking straw must be placed in the nonparalyzed side of the mouth. The client must be allowed to help herself or himself as much as possible. If the client begins to choke, help her or him sit up straight. Do not give food or water while the client is choking. The client's mouth should be wiped as needed. A client diagnosed with dysphagia will require a specialized diet. Depending upon the swallowing abnormality, the client may need pureed foods with either thin or thickened (to a nectar or honey consistency) liquids. A dysphagic client should not use straws.

### EXPLORING THE WEB

Search the Web for adaptive devices that may help a client with a disability self-feed. Become familiar with the operation of these devices so that you can aid in teaching clients how to help themselves.

### *In The Media*

**NUTRITION AND HEALTH OF THE ELDERLY**

Malnutrition poses a great risk for Americans 65 and older. Malnutrition leads to frailty and allows a minor aliment to become a major one. It is estimated that 20% to 60% of elderly home-bound clients are either malnourished or heading in that direction. There are many reasons why an elderly person may become malnourished, such as low income, physical changes resulting in difficulty digesting and absorbing nutrients, diminished sense of taste and smell, altered appetite, difficulty shopping for food and preparing meals, malabsorption of nutrients due to medications, isolation, depression, and being a caregiver. When the elderly make small dietary changes to take better care of themselves, they can avoid more serious problems. If the elderly have poor nutrition status and become ill with even a cold, it really sets them back for a much longer time than their well-nourished peers.

(Source: Adapted from the *New York Times*, 2005.)

## Feeding the Blind Client

Special care must be taken in serving a meal to a client who is blind. An appetizing description of the meal can help create a desire to eat. To help the client who is blind feed herself or himself, arrange the food as if the plate were the face of a clock (Figure 23-2). The meat might be put at 6 o'clock, vegetables at 9 o'clock, salad at 12, and bread at 3 o'clock. The person who regularly arranges the meal should remember to use the same pattern for all meals. People who are blind usually feel better when they can help themselves.

# LONG-TERM CARE OF THE ELDERLY

**longevity**
length of life

Because of increasing **longevity,** the number of elderly people requiring long-term care is increasing. The changes people undergo with age that can affect their nutritional status are discussed in Chapter 15.

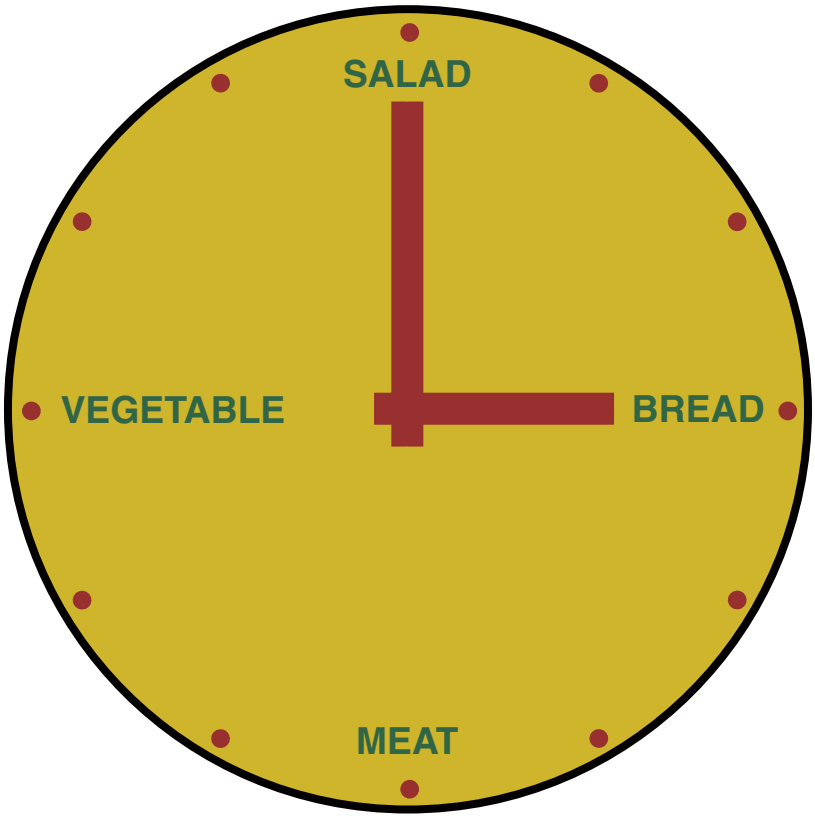


***Figure 23-2*** *To a blind client, a plate of food can be pictured as the face of a clock.*

## Physical Problems of the Institutionalized Elderly

It is estimated that the majority of people 85 and over have at least one chronic disease such as arthritis, osteoporosis, diabetes mellitus, cardiovascular disease, or mental disorder. These conditions affect their attitudes, physical activities, appetites and, thus, nutritional status. PEM is a major concern for this population.

Anemia can develop if the client has insufficient iron intake. It can contribute to confusion and depression but may go unnoticed because one of its major symptoms, fatigue, may be simply thought to be a characteristic of old age. It is helpful to make sure there is sufficient animal protein and vitamin C (an iron enhancer) in the client's diet.

**Pressure ulcers** (bedsores) can develop in bedridden clients. The ulcers develop in areas where unrelieved pressure on the skin prevents the blood from bringing nutrients and oxygen and removing wastes. Healing requires treatment of the ulcer, relief of the pressure, a high-calorie diet with sufficient protein, and vitamin C and zinc supplements. Prevention is a must.

**pressure ulcers**
bedsores

Constipation can be caused by inadequate fiber, fluid, or exercise; by medication; by reduced peristalsis; or by former abuse of laxatives. It can be relieved by increased fluid, fiber, and exercise (if possible).

Diarrhea can be caused by lack of muscle tone in the colon. It will reduce the absorption of nutrients and can contribute to dehydration. An increase of fiber in the diet combined with supplemental vitamins and minerals may be helpful.

The sense of smell declines with age, and the appetite diminishes. A reduced sense of taste can be caused by medications, disease, mineral deficiencies, or xerostomia (dry mouth). The addition of spices, herbs, salt, and sugar (if allowed) can be helpful. Xerostomia can be caused by disease or medications. Drinking water, eating frequent small meals, and chewing sugar-free gums or sucking on hard candies may be helpful. The inadequate amount of saliva in these clients contributes to increased tooth decay.

Dysphagia (difficulty swallowing) can result from a stroke, closed head trauma, head or neck cancer, surgery, or Alzheimer's and other diseases. A swallow study needs to be done to determine the consistency of diet needed by clients with dysphagia. A swallow study is done by a speech therapist using a video fluoroscope. While being videotaped, the client is given liquids, semi-liquids, pureed food, and solid food to determine the consistency of the bolus (food mass) that he or she is able to swallow without aspirating. Many dysphagia clients must have thickened liquids. Dysphagia clients should always be in an upright position when eating.

### EXPLORING THE WEB

Search the Web for information relating to the nutritional status of the elderly. Why does nutritional status decline as one ages? What can be done to prevent the decline of nutritional status among the elderly? Does the American Association of Retired Persons (AARP) offer any guidelines?

## CONSIDERATIONS FOR THE HEALTH CARE PROFESSIONAL

The needs of bedridden clients are nearly total. They are unable to walk, use the bathroom, brush their teeth, or wash their hands without help. The feelings of helplessness they endure are considerable. In addition, they may be embarrassed by their appearance, or by needing a bedpan when only a thin curtain separates them from their roommate's guests. It is helpful to the client if the health care professional can imagine himself or herself in the place of the client.

The needs of many elderly clients in nursing homes are also total. They may be arthritic and unable to walk, some may be incontinent, others may forget their names and how to dress, they may wander off the premises unless they are constantly watched, and they may need to be fed. Each remains an individual. They all need, respond to, and deserve warmth and respect from their caregivers.

## SUMMARY

Illness and surgery can have devastating effects on clients' nutritional status. PEM can be a significant problem. The health care team should work together to improve clients' nutritional status.

Once a client is at home, her or his meals should be adapted from the family's meals. This saves time and expense and allows the client to feel less of a burden and more a part of the family.

A bedridden client should be given the bedpan and then allowed to wash her or his hands before the meal. Clients should be encouraged to feed themselves. However, help should be offered if it is needed. The client who is blind can eat more easily if food is arranged in a set pattern on the plate. Pleasant conversation and

cheerfulness on the part of the nurse can improve the client's appetite. The type of diet, time of meal, client's appetite, and type and amount of food eaten should all be recorded on the client's chart. Elderly clients requiring long-term care may suffer from several nutrition-related health problems that, with proper treatment, can sometimes be relieved.

# DISCUSSION TOPICS

1. How do illness and surgery affect one's nutrition?
2. What is iatrogenic malnutrition? How might it develop?
3. In what ways might the nurse help improve the client's nutrition?
4. When might it be unwise to invite a client's friends and family to bring foods to the client? When might it be appropriate? Who would decide?
5. Discuss the importance of proper preparation of the client and room before the meal. What could disturb a client and affect appetite?
6. How may the appearance of the tray affect the client's appetite?
7. Why should the client be encouraged to feed herself or himself?
8. Why is it important to remove the tray as soon as the client has finished the meal?
9. How can the behavior and attitude of the attending person affect the appetite of the client?
10. Why is anemia so easily overlooked in elderly clients?
11. Discuss how a diminished sense of smell might affect one's appetite.

# SUGGESTED ACTIVITIES

1. Have two students participate in the following role-playing situation. The class should evaluate and discuss the "nurse's" tact and skill in dealing with the "client."

   Mrs. Jones is a young, active woman with a family. She is recovering from viral pneumonia. Although she is allowed out of bed, she is not supposed to prepare meals or do housework until her condition improves. Dr. Malcolm has told Ms. Wilson, the nurse, that it is important for Mrs. Jones to regain her lost weight. One day, before her dinner was served, Mrs. Jones complained to Ms. Wilson. She was discouraged about her lack of energy and stated that her family needed her. Ms. Wilson noticed that Mrs. Jones had eaten very little for breakfast and lunch. What should she say to Mrs. Jones?
2. Invite a dietitian to speak to the class on nutrition and the elderly.
3. Invite a nurse who works in a nursing home to talk to the class. Ask him or her to describe how these clients are fed.
4. Visit a local nursing home in groups of two or three. Talk to some of the clients. Write a report on your visit.

# REVIEW

Access StudyWARE CD for more review activities

Multiple choice. Select the *letter* that precedes the best answer.

1. Surgery
   a. reduces the number of calories normally needed
   b. has only a slight effect on appetite
   c. is always followed by TPN
   d. can temporarily devastate a client's nutritional status
2. Normal absorption of nutrients
   a. is not affected by chemotherapy
   b. is unaffected by diarrhea
   c. can be decreased after surgery
   d. is unaffected by PEM
3. When energy and protein needs are not met by food intake, the body will
   a. first use its stores of fat and second its glycogen
   b. first use its stores of glycogen and second its fat
   c. first use its stores of protein
   d. increase its metabolic rate
4. PEM
   a. can delay wound healing
   b. has no relationship to the development of anemia
   c. strengthens the immune system
   d. decreases the risk of infection

**5.** Surgery may
a. reduce nutritional requirements
b. decrease one's calorie requirement
c. contribute to the development of PEM
d. increase one's fat requirements

**6.** Favorite foods brought to hospitalized clients from home
a. should not be allowed
b. have no effect on the client's nutritional status
c. should be approved by the dietitian before being given to the client
d. are neither helpful nor harmful

**7.** Iatrogenic malnutrition
a. is the inevitable result of surgery
b. is commonly caused by low-grade fevers
c. can be a result of hospitalization
d. has no effect on wound healing

**8.** Dysphagia
a. means memory loss
b. is common following bone surgery
c. can safely be ignored
d. clients should not be in a supine position when eating

**9.** Anemia
a. can result from insufficient fat intake
b. can contribute to hyperthyroidism
c. occurs only in males over 50
d. can be helped by the addition of vitamin C and iron

**10.** Pressure ulcers
a. occur only in the stomach
b. can occur in the duodenum
c. do not affect bedridden clients
d. develop in areas where, because of pressure, blood cannot get to the tissue

StudyWARE

# CASE IN POINT

## GERALD: RECOVERING FOLLOWING SURGERY

Gerald was a 30-year-old African American man who had been a paraplegic for 5 years. He lived in a house with his three brothers, who helped take care of him. John did the cooking. He made fried eggs, grits and bacon, and coffee for breakfast. Pork and potatoes with greens were a typical dinner. Gerald didn't like milk; it gave him gas.

Gerald loved to play wheelchair basketball with the neighborhood kids. He would have his boom box blasting on the side of the court and play for hours. The kids loved the attention, and Gerald loved to be outside. During the school year, Gerald took classes at the local college and tried to sell his drawings to any admirer. He felt most alive when he was just wheeling around the neighborhood in the warmer months.

Gerald was no good at limiting the amount of time he was in his "chair." He was even worse at staying in bed, off his buttocks. He had a tendency to develop pressure ulcers. This time Gerald had the worst problem yet. His doctor said he had to go into the hospital for skin flap surgery to close the decubiti. He would have to stay off his buttocks at least 3 weeks, possibly more, until the incision lines had healed. Gerald could not smoke in the hospital. The doctor was willing to let him use a nicotine patch if needed.

Initially, Gerald did well after surgery. He made the transition to regular food. Within 2 weeks, he was complaining of dry, itchy skin, and the doctor was worried about his 5-pound weight loss. The provider ordered a dietary assessment.

### ASSESSMENT

1. What do you know about Gerald and his nutrition?
2. Did he eat a balanced diet?
3. What barriers were there to his healing?
4. What foods are a priority for healing?
5. How significant is nutrition to this problem?

### DIAGNOSIS

6. Write at least two diagnoses that apply to Gerald's problem.

### PLAN/GOAL

7. What is the priority goal for Gerald?

### IMPLEMENTATION

8. What does the dietitian need to know about Gerald to help?
9. What is the dietitian likely to recommend?
10. How could vitamin supplements help?
11. Who else can help?
12. What strategies could be helpful to get Gerald to eat?
13. What could a home health nurse do?
14. What does Gerald need to do to help himself?
15. If Gerald is unable to eat enough food to maintain his weight, what alternatives does the doctor have?

### EVALUATION/OUTCOME

16. What needs to happen for Gerald to avoid having a feeding tube?

### THINKING FURTHER

17. How are Gerald's needs similar to those of any surgical client?
18. What are the most serious consequences if Gerald is unable to heal, even with tube feedings?

### RATE THIS PLATE

The dietitian met with Gerald to discuss how to incorporate more protein into his diet. Gerald is trying to teach his brother John, the cook. What do you think of the meal that Gerald has planned? Figure how much protein Gerald had planned in his meal.

**6 oz sirloin steak**

**Baked potato with butter and cheddar cheese (1 oz)**

**1 cup stir-fried mixed vegetables (zucchini, yellow squash, carrots, and green beans)**

**Hard roll with butter**

**1 cup custard**

# CASE IN POINT

StudyWARE

## PEGGY: MAINTAINING INDEPENDENCE AT 75

When Peggy's husband died, her only daughter, Sissy, insisted that she move to a nursing home nearby. Peggy, whose family had moved to the United States from New Zealand when she was 7, was now 75 years old and did not want to move away from her only brother, Bert, and her friends. However, she reluctantly agreed to move.

When Peggy saw the assisted-living area and the tiny room she had, she cried. The food was bad, and there weren't too many people she could play cards with or have a conversation with. When her brother came to visit her, he was shocked at Peggy's appearance. She looked thin and pale. She was still in her pajamas at noon, something she never did at home. She seemed withdrawn and sullen. Bert knew he had to take her back home with him. Sissy, Peggy's daughter, agreed. Bert's wife, Molly, was a wonderful cook and enjoyed Peggy's company. Within a month, Peggy had regained some weight and was out walking every day with Molly. Peggy was alert, she was back to playing cards, and she said she felt like her old self.

Peggy was able to return to her old home after 2 months at her brother's.

When Sissy visited her mother, she had to admit that she had made a mistake. She was very happy to see her mother doing so well.

### ASSESSMENT

1. What do you know about Peggy?
2. What caused the change in her health?
3. How significant was the problem?

### DIAGNOSIS

4. Write two diagnoses about Peggy.

### PLAN/GOAL

5. What was her brother's goal when he took Peggy out of assisted living?

### IMPLEMENTATION

6. What factors contributed to her return to her old self?
7. How significant is maintaining independence in elders?
8. What are nutritional priorities for elders?

### EVALUATION/OUTCOME CRITERIA

9. What had Sissy and Molly observed that deemed the plan successful?

### THINKING FURTHER

10. What was the likely outcome if Peggy had not gone to stay with her brother?
11. Why is this lesson so important in the survival of elders?

### RATE THIS PLATE

Peggy hadn't eaten much for quite a while due to depression. One of the meals served at the assisted-living facility was as follows. Rate the plate.

**Baked chicken breast, no salt or seasoning**

**Mashed potatoes**

**Lima beans**

**Lemon gelatin with fruit**

**Vanilla pudding**

We eat with our eyes first—what color is this meal? Are there any distinct flavors? Why do you think they didn't add any seasoning to the food? What would you change or add to this meal to make it more colorful and appealing?

# Appendices

# APPENDIX A

## MYPYRAMID FOOD INTAKE PATTERN CALORIE LEVELS

*Source:* U.S. Department of Agriculture, Center for Nutrition Policy and Promotion. (2005, April). Publication CNPP-XX. Washington, DC: Author.

MyPyramid assigns Individuals to a calorie level based on their sex, age, and activity level.
The chart below identifies the calorie levels for males and females by age and activity level. Calorie levels are provided for each year of childhood, from 2 to 18 years, and for adults in 5-year increments.

| MALES | | | | FEMALES | | | |
|---|---|---|---|---|---|---|---|
| Activity level | Sedentary* | Mod. active* | Active* | Activity level | Sedentary* | Mod. active* | Active* |
| **AGE** | | | | **AGE** | | | |
| **2** | 1,000 | 1,000 | 1,000 | **2** | 1,000 | 1,000 | 1,000 |
| **3** | 1,000 | 1,400 | 1,400 | **3** | 1,000 | 1,200 | 1,400 |
| **4** | 1,200 | 1,400 | 1,600 | **4** | 1,200 | 1,400 | 1,400 |
| **5** | 1,200 | 1,400 | 1,600 | **5** | 1,200 | 1,400 | 1,600 |
| **6** | 1,400 | 1,600 | 1,800 | **6** | 1,200 | 1,400 | 1,600 |
| **7** | 1,400 | 1,600 | 1,800 | **7** | 1,200 | 1,600 | 1,800 |
| **8** | 1,400 | 1,600 | 2,000 | **8** | 1,400 | 1,600 | 1,800 |
| **9** | 1,600 | 1,800 | 2,000 | **9** | 1,400 | 1,600 | 1,800 |
| **10** | 1,600 | 1,800 | 2,200 | **10** | 1,400 | 1,800 | 2,000 |
| **11** | 1,800 | 2,000 | 2,200 | **11** | 1,600 | 1,800 | 2,000 |
| **12** | 1,800 | 2,200 | 2,400 | **12** | 1,600 | 2,000 | 2,200 |
| **13** | 2,000 | 2,200 | 2,600 | **13** | 1,600 | 2,000 | 2,200 |

(*continued*)

| MALES | | | | FEMALES | | | |
|---|---|---|---|---|---|---|---|
| Activity level | Sedentary* | Mod. active* | Active* | Activity level | Sedentary* | Mod. active* | Active* |
| **AGE** | | | | **AGE** | | | |
| **14** | 2,000 | 2,400 | 2,800 | **14** | 1,800 | 2,000 | 2,400 |
| **15** | 2,200 | 2,600 | 3,000 | **15** | 1,800 | 2,000 | 2,400 |
| **16** | 2,400 | 2,800 | 3,200 | **16** | 1,800 | 2,000 | 2,400 |
| **17** | 2,400 | 2,800 | 3,200 | **17** | 1,800 | 2,000 | 2,400 |
| **18** | 2,400 | 2,800 | 3,200 | **18** | 1,800 | 2,000 | 2,400 |
| **19–20** | 2,600 | 2,800 | 3,000 | **19–20** | 2,000 | 2,200 | 2,400 |
| **21–25** | 2,400 | 2,800 | 3,000 | **21–25** | 2,000 | 2,200 | 2,400 |
| **26–30** | 2,400 | 2,600 | 3,000 | **26–30** | 1,800 | 2,000 | 2,400 |
| **31–35** | 2,400 | 2,600 | 3,000 | **31–35** | 1,800 | 2,000 | 2,200 |
| **36–40** | 2,400 | 2,600 | 2,800 | **36–40** | 1,800 | 2,000 | 2,200 |
| **41–45** | 2,200 | 2,600 | 2,800 | **41–45** | 1,800 | 2,000 | 2,200 |
| **46–50** | 2,200 | 2,400 | 2,800 | **46–50** | 1,800 | 2,000 | 2,200 |
| **51–55** | 2,200 | 2,400 | 2,800 | **51–55** | 1,600 | 1,800 | 2,200 |
| **56–60** | 2,200 | 2,400 | 2,600 | **56–60** | 1,600 | 1,800 | 2,200 |
| **61–65** | 2,000 | 2,400 | 2,600 | **61–65** | 1,600 | 1,800 | 2,000 |
| **66–70** | 2,000 | 2,200 | 2,600 | **66–70** | 1,600 | 1,800 | 2,000 |
| **71–75** | 2,000 | 2,200 | 2,600 | **71–75** | 1,600 | 1,800 | 2,000 |
| **76 and up** | 2,000 | 2,200 | 2,400 | **76 and up** | 1,600 | 1,800 | 2,000 |

*Calorie levels are based on the estimated energy requirements (EER) and activity levels from the *Institute of Medicine Dietary Reference Intakes Macronutrients Report*, 2002.
Sedentary = less than 30 minutes a day of moderate physical activity in addition to daily activities.
Mod. active = at least 30 minutes up to 60 minutes a day of moderate physical activity in addition to daily activities.
Active = 60 or more minutes a day of moderate physical activity in addition to daily activities.

# APPENDIX B

## DIETARY GUIDELINES FOR AMERICANS 2005: FOOD SOURCES OF SELECTED NUTRIENTS

Reprinted from *Dietary Guidelines for Americans 2005* (6th ed.), by the U.S. Department of Health and Human Services and U.S. Department of Agriculture, 2005, Washington, DC: U.S. Government Printing Office.

***Appendix B-1***
*Food Sources of Potassium*

*Food sources of potassium ranked by milligrams of potassium per standard amount, also showing calories in the standard amount. (The AI for adults is 4,700 mg/day potassium.)*

| Food, Standard Amount | Potassium (mg) | Calories |
|---|---|---|
| Sweet potato, baked, 1 potato (146 g) | 694 | 131 |
| Tomato paste, 1/4 cup | 664 | 54 |
| Beet greens, cooked, 1/2 cup | 655 | 19 |
| Potato, baked, flesh, 1 potato (156 g) | 610 | 145 |
| White beans, canned, 1/2 cup | 595 | 153 |
| Yogurt, plain, nonfat, 8-oz container | 579 | 127 |
| Tomato puree, 1/2 cup | 549 | 48 |
| Clams, canned, 3 oz | 534 | 126 |
| Yogurt, plain, low-fat, 8-oz container | 531 | 143 |
| Prune juice, 3/4 cup | 530 | 136 |
| Carrot juice, 3/4 cup | 517 | 71 |
| Blackstrap molasses, 1 Tbsp | 498 | 47 |

| Food, Standard Amount | Potassium (mg) | Calories |
|---|---|---|
| Halibut, cooked, 3 oz | 490 | 119 |
| Soybeans, green, cooked, 1/2 cup | 485 | 127 |
| Tuna, yellowfin, cooked, 3 oz | 484 | 118 |
| Lima beans, cooked, 1/2 cup | 484 | 104 |
| Winter squash, cooked, 1/2 cup | 448 | 40 |
| Soybeans, mature, cooked, 1/2 cup | 443 | 149 |
| Rockfish, Pacific, cooked, 3 oz | 442 | 103 |
| Cod, Pacific, cooked, 3 oz | 439 | 89 |
| Bananas, 1 medium | 422 | 105 |
| Spinach, cooked, 1/2 cup | 419 | 21 |
| Tomato juice, 3/4 cup | 417 | 31 |
| Tomato sauce, 1/2 cup | 405 | 39 |
| Peaches, dried, uncooked, 1/4 cup | 398 | 96 |
| Prunes, stewed, 1/2 cup | 398 | 133 |
| Milk, nonfat, 1 cup | 382 | 83 |
| Pork chop, center loin, cooked, 3 oz | 382 | 197 |
| Apricots, dried, uncooked, 1/4 cup | 378 | 78 |
| Rainbow trout, farmed, cooked, 3 oz | 375 | 144 |
| Pork loin, center rib (roasts), lean, roasted, 3 oz | 371 | 190 |
| Buttermilk, cultured, low fat, 1 cup | 370 | 98 |
| Cantaloupe, 1/4 medium | 368 | 47 |
| 1%–2% milk, 1 cup | 366 | 102–122 |
| Honeydew melon, 1/8 medium | 365 | 58 |
| Lentils, cooked, 1/2 cup | 365 | 115 |
| Plantains, cooked, 1/2 cup slices | 358 | 90 |
| Kidney beans, cooked, 1/2 cup | 358 | 112 |
| Orange juice, 3/4 cup | 355 | 85 |
| Split peas, cooked, 1/2 cup | 355 | 116 |
| Yogurt, plain, whole milk, 8-oz container | 352 | 138 |

Sources: Nutrient values from Agricultural Research Service (ARS) Nutrient Database for Standard Reference, Release 17. Foods are from ARS single nutrient reports, sorted in descending order by nutrient content in terms of common household measures. Food items and weights in the single nutrient reports are adapted from those in the 2002 revision of *USDA Home and Garden Bulletin No. 72*, Nutritive Value of Foods. Mixed dishes and multiple preparations of the same food item have been omitted from this table.

## *Appendix B-2*

*Food Sources of Vitamin E*

*Food sources of vitamin E ranked by milligrams of vitamin E per standard amount; also calories in the standard amount. (All provide >—10% of RDA for vitamin E for adults, which is 15 mg a-tocopherol [AT]/day.)*

| Food, Standard Amount | AT (mg) | Calories |
|---|---|---|
| Fortified ready-to-eat cereals, about 1 oz | 1.6–12.8 | 90–107 |
| Sunflower seeds, dry roasted, 1 oz | 7.4 | 165 |
| Almonds, 1 oz | 7.3 | 164 |
| Sunflower oil, high linoleic, 1 Tbsp | 5.6 | 120 |
| Cottonseed oil, 1 Tbsp | 4.8 | 120 |

| Food, Standard Amount | AT (mg) | Calories |
|---|---|---|
| Safflower oil, high oleic, 1 Tbsp | 4.6 | 120 |
| Hazelnuts (filberts), 1 oz | 4.3 | 178 |
| Mixed nuts, dry roasted, 1 oz | 3.1 | 168 |
| Turnip greens, frozen, cooked, 1/2 cup | 2.9 | 24 |
| Tomato paste, 1/4 cup | 2.8 | 54 |
| Pine nuts, 1 oz | 2.6 | 191 |
| Peanut butter, 2 Tbsp | 2.5 | 192 |
| Tomato puree, 1/2 cup | 2.5 | 48 |
| Tomato sauce, 1/2 cup | 2.5 | 39 |
| Canola oil, 1 Tbsp | 2.4 | 124 |
| Wheat germ, toasted, plain, 2 Tbsp | 2.3 | 54 |
| Peanuts, 1 oz | 2.2 | 166 |
| Avocado, raw, 1/2 avocado | 2.1 | 161 |
| Carrot juice, canned, 3/4 cup | 2.1 | 71 |
| Peanut oil, 1 Tbsp | 2.1 | 119 |
| Corn oil, 1 Tbsp | 1.9 | 120 |
| Olive oil, 1 Tbsp | 1.9 | 119 |
| Spinach, cooked, 1/2 cup | 1.9 | 21 |
| Dandelion greens, cooked, 1/2 cup | 1.8 | 18 |
| Sardine, Atlantic, in oil, drained, 3 oz | 1.7 | 177 |
| Blue crab, cooked/canned, 3 oz | 1.6 | 84 |
| Brazil nuts, 1 oz | 1.6 | 186 |
| Herring, Atlantic, pickled, 3 oz | 1.5 | 222 |

Source: Nutrient values from Agricultural Research Service (ARS) Nutrient Database for Standard Reference, Release 17. Foods are from ARS single nutrient reports, sorted in descending order by nutrient content in terms of common household measures. Food items and weights in the single nutrient reports are adapted from those in the 2002 revision of *USDA Home and Garden Bulletin No. 72,* Nutritive Value of Foods. Mixed dishes and multiple preparations of the same food item have been omitted from this table.

## *Appendix B-3*
*Food Sources of Iron*

*Food sources of iron ranked by milligrams of iron per standard amount; also calories in the standard amount. (All are >−10% of RDA for teen and adult females, which is 18 mg/day.)*

| Food, Standard Amount | Iron (mg) | Calories |
|---|---|---|
| Clams, canned, drained, 3 oz | 23.8 | 126 |
| Fortified ready-to-eat cereals (various), about 1 oz | 1.8–21.1 | 54–127 |
| Oysters, eastern, wild, cooked, moist heat, 3 oz | 10.2 | 116 |
| Organ meats (liver, giblets), various, cooked, 3 oz[a] | 5.2–9.9 | 134–235 |
| Fortified instant cooked cereals (various), 1 packet | 4.9–8.1 | Varies |
| Soybeans, mature, cooked, 1/2 cup | 4.4 | 149 |
| Pumpkin and squash seed kernels, roasted, 1 oz | 4.2 | 148 |
| White beans, canned, 1/2 cup | 3.9 | 153 |
| Blackstrap molasses, 1 Tbsp | 3.5 | 47 |
| Lentils, cooked, 1/2 cup | 3.3 | 115 |
| Spinach, cooked from fresh, 1/2 cup | 3.2 | 21 |

(*continued*)

| Food, Standard Amount | Iron (mg) | Calories |
|---|---|---|
| Beef, chuck, blade roast, lean, cooked, 3 oz | 3.1 | 215 |
| Beef, bottom round, lean, 0″ fat, all grades, cooked, 3 oz | 2.8 | 182 |
| Kidney beans, cooked, 1/2 cup | 2.6 | 112 |
| Sardines, canned in oil, drained, 3 oz | 2.5 | 177 |
| Beef, rib, lean, 1/4″ fat, all grades, 3 oz | 2.4 | 195 |
| Chickpeas, cooked, 1/2 cup | 2.4 | 134 |
| Duck, meat only, roasted, 3 oz | 2.3 | 171 |
| Lamb, shoulder, arm, lean, 1/4″ fat, choice, cooked, 3 oz | 2.3 | 237 |
| Prune juice, 3/4 cup | 2.3 | 136 |
| Shrimp, canned, 3 oz | 2.3 | 102 |
| Cowpeas, cooked, 1/2 cup | 2.2 | 100 |
| Ground beef, 15% fat, cooked, 3 oz | 2.2 | 212 |
| Tomato puree, 1/2 cup | 2.2 | 48 |
| Lima beans, cooked, 1/2 cup | 2.2 | 108 |
| Soybeans, green, cooked, 1/2 cup | 2.2 | 127 |
| Navy beans, cooked, 1/2 cup | 2.1 | 127 |
| Refried beans, 1/2 cup | 2.1 | 118 |
| Beef, top sirloin, lean, 0″ fat, all grades, cooked, 3 oz | 2.0 | 156 |
| Tomato paste, 1/4 cup | 2.0 | 54 |

[a]High in cholesterol.

Source: Nutrient values from Agricultural Research Service (ARS) Nutrient Database for Standard Reference, Release 17. Foods are from ARS single nutrient reports, sorted in descending order by nutrient content in terms of common household measures. Food items and weights in the single nutrient reports are adapted from those in the 2002 revision of *USDA Home and Garden Bulletin No. 72,* Nutritive Value of Foods. Mixed dishes and multiple preparations of the same food item have been omitted from this table.

## *Appendix B-4*

*Nondairy Food Sources of Calcium*

*Nondairy food sources of calcium ranked by milligrams of calcium per standard amount; also calories in the standard amount. The bioavailability may vary. (The AI for adults is 1,000 mg/day.)*[a]

| Food, Standard Amount | Calcium (mg) | Calories |
|---|---|---|
| Fortified ready-to-eat cereals (various), 1 oz | 236–1,043 | 88–106 |
| Soy beverage, calcium fortified, 1 cup | 368 | 98 |
| Sardines, Atlantic, in oil, drained, 3 oz | 325 | 177 |
| Tofu, firm, prepared with nigari,[b] 1/2 cup | 253 | 88 |
| Pink salmon, canned, with bone, 3 oz | 181 | 118 |
| Collards, cooked from frozen, 1/2 cup | 178 | 31 |
| Molasses, blackstrap, 1 Tbsp | 172 | 47 |
| Spinach, cooked from frozen, 1/2 cup | 146 | 30 |
| Soybeans, green, cooked, 1/2 cup | 130 | 127 |
| Turnip greens, cooked from frozen, 1/2 cup | 124 | 24 |
| Ocean perch, Atlantic, cooked, 3 oz | 116 | 103 |
| Oatmeal, plain and flavored, instant, fortified, 1 packet prepared | 99–110 | 97–157 |
| Cowpeas, cooked, 1/2 cup | 106 | 80 |
| White beans, canned, 1/2 cup | 96 | 153 |

| Food, Standard Amount | Calcium (mg) | Calories |
|---|---|---|
| Kale, cooked from frozen, 1/2 cup | 90 | 20 |
| Okra, cooked from frozen, 1/2 cup | 88 | 26 |
| Soybeans, mature, cooked, 1/2 cup | 88 | 149 |
| Blue crab, canned, 3 oz | 86 | 84 |
| Beet greens, cooked from fresh, 1/2 cup | 82 | 19 |
| Pak-choi, Chinese cabbage, cooked from fresh, 1/2 cup | 79 | 10 |
| Clams, canned, 3 oz | 78 | 126 |
| Dandelion greens, cooked from fresh, 1/2 cup | 74 | 17 |
| Rainbow trout, farmed, cooked, 3 oz | 73 | 144 |

[a]Both calcium content and bioavailability should be considered when selecting dietary sources of calcium. Some plant foods have calcium that is well absorbed, but the large quantity of plant foods that would be needed to provide as much calcium as in a glass of milk may be unachievable for many. Many other calcium-fortified foods are available, but the percentage of calcium that can be absorbed is unavailable for many of them.

[b]Calcium sulfate and magnesium chloride.

Source: Nutrient values from Agricultural Research Service (ARS) Nutrient Database for Standard Reference, Release 17. Foods are from ARS single nutrient reports, sorted in descending order by nutrient content in terms of common household measures. Food items and weights in the single nutrient reports are adapted from those in the 2002 revision of *USDA Home and Garden Bulletin No. 72*, Nutritive Value of Foods. Mixed dishes and multiple preparations of the same food item have been omitted from this table.

## *Appendix B-5*

*Food Sources of Calcium*

*Food sources of calcium ranked by milligrams of calcium per standard amount; also calories in the standard amount. (All are >−20% of AI for adults 19–50, which is 1,000 mg/day.)*

| Food, Standard Amount | Calcium (mg) | Calories |
|---|---|---|
| Plain yogurt, nonfat (13 g protein/8 oz), 8-oz container | 452 | 127 |
| Romano cheese, 1.5 oz | 452 | 165 |
| Pasteurized process Swiss cheese, 2 oz | 438 | 190 |
| Plain yogurt, low fat (12 g protein/8 oz), 8-oz container | 415 | 143 |
| Fruit yogurt, low fat (10 g protein/8 oz), 8-oz container | 345 | 232 |
| Swiss cheese, 1.5 oz | 336 | 162 |
| Ricotta cheese, part skim, 1/2 cup | 335 | 170 |
| Pasteurized process American cheese food, 2 oz | 323 | 188 |
| Provolone cheese, 1.5 oz | 321 | 150 |
| Mozzarella cheese, part skim, 1.5 oz | 311 | 129 |
| Cheddar cheese, 1.5 oz | 307 | 171 |
| Fat-free (skim) milk, 1 cup | 306 | 83 |
| Muenster cheese, 1.5 oz | 305 | 156 |
| 1% low-fat milk, 1 cup | 290 | 102 |
| Low-fat chocolate milk (1%), 1 cup | 288 | 158 |
| 2% reduced-fat milk, 1 cup | 285 | 122 |
| Reduced-fat chocolate milk (2%), 1 cup | 285 | 180 |
| Buttermilk, low fat, 1 cup | 284 | 98 |
| Chocolate milk, 1 cup | 280 | 208 |
| Whole milk, 1 cup | 276 | 146 |

(*continued*)

| Food, Standard Amount | Calcium (mg) | Calories |
|---|---|---|
| Yogurt, plain, whole milk (8 g protein/8 oz), 8-oz container | 275 | 138 |
| Ricotta cheese, whole milk, 1/2 cup | 255 | 214 |
| Blue cheese, 1.5 oz | 225 | 150 |
| Mozzarella cheese, whole milk, 1.5 oz | 215 | 128 |
| Feta cheese, 1.5 oz | 210 | 113 |

Source: Nutrient values from Agricultural Research Service (ARS) Nutrient Database for Standard Reference, Release 17. Foods are from ARS single nutrient reports, sorted in descending order by nutrient content in terms of common household measures. Food items and weights in the single nutrient reports are adapted from those in the 2002 revision of *USDA Home and Garden Bulletin No. 72,* Nutritive Value of Foods. Mixed dishes and multiple preparations of the same food item have been omitted from this table.

## *Appendix B-6*

*Food Sources of Vitamin A*

*Food sources of vitamin A ranked by micrograms of retinol activity equivalents (RAE) of vitamin A per standard amount; also calories in the standard amount. (All are >−20% of RDA for adult men, which is 900 mg/day RAE.)*

| Food, Standard Amount | Vitamin A (μg RAE) | Calories |
|---|---|---|
| Organ meats (liver, giblets), various, cooked, 3 oz[a] | 1,490–9,126 | 134–235 |
| Carrot juice, 3/4 cup | 1,692 | 71 |
| Sweet potato with peel, baked, 1 medium | 1,096 | 103 |
| Pumpkin, canned, 1/2 cup | 953 | 42 |
| Carrots, cooked from fresh, 1/2 cup | 671 | 27 |
| Spinach, cooked from frozen, 1/2 cup | 573 | 30 |
| Collards, cooked from frozen, 1/2 cup | 489 | 31 |
| Kale, cooked from frozen, 1/2 cup | 478 | 20 |
| Mixed vegetables, canned, 1/2 cup | 474 | 40 |
| Turnip greens, cooked from frozen, 1/2 cup | 441 | 24 |
| Instant cooked cereals, fortified, prepared, 1 packet | 285–376 | 75–97 |
| Various ready-to-eat cereals, with added vitamin A, about 1 oz | 180–376 | 100–117 |
| Carrot, raw, 1 small | 301 | 20 |
| Beet greens, cooked, 1/2 cup | 276 | 19 |
| Winter squash, cooked, 1/2 cup | 268 | 38 |
| Dandelion greens, cooked, 1/2 cup | 260 | 18 |
| Cantaloupe, raw, 1/4 medium melon | 233 | 46 |
| Mustard greens, cooked, 1/2 cup | 221 | 11 |
| Pickled herring, 3 oz | 219 | 222 |
| Red sweet pepper, cooked, 1/2 cup | 186 | 19 |
| Chinese cabbage, cooked, 1/2 cup | 180 | 10 |

[a]High in cholesterol.

Source: Nutrient values from Agricultural Research Service (ARS) Nutrient Database for Standard Reference, Release 17. Foods are from ARS single nutrient reports, sorted in descending order by nutrient content in terms of common household measures. Food items and weights in the single nutrient reports are adapted from those in the 2002 revision of *USDA Home and Garden Bulletin No. 72,* Nutritive Value of Foods. Mixed dishes and multiple preparations of the same food item have been omitted from this table.

***Appendix B-7***
*Food Sources of Magnesium*

*Food sources of magnesium ranked by milligrams of magnesium per standard amount; also calories in the standard amount. (All are >−10% of RDA for adult men, which is 420 mg/day.)*

| Food, Standard Amount | Magnesium (mg) | Calories |
|---|---|---|
| Pumpkin and squash seed kernels, roasted, 1 oz | 151 | 148 |
| Brazil nuts, 1 oz | 107 | 186 |
| Bran ready-to-eat cereal (100%), about 1 oz | 103 | 74 |
| Halibut, cooked, 3 oz | 91 | 119 |
| Quinoa, dry, 1/4 cup | 89 | 159 |
| Spinach, canned, 1/2 cup | 81 | 25 |
| Almonds, 1 oz | 78 | 164 |
| Spinach, cooked from fresh, 1/2 cup | 78 | 20 |
| Buckwheat flour, 1/4 cup | 75 | 101 |
| Cashews, dry roasted, 1 oz | 74 | 163 |
| Soybeans, mature, cooked, 1/2 cup | 74 | 149 |
| Pine nuts, dried, 1 oz | 71 | 191 |
| Mixed nuts, oil roasted, with peanuts, 1 oz | 67 | 175 |
| White beans, canned, 1/2 cup | 67 | 154 |
| Pollock, walleye, cooked, 3 oz | 62 | 96 |
| Black beans, cooked, 1/2 cup | 60 | 114 |
| Bulgur, dry, 1/4 cup | 57 | 120 |
| Oat bran, raw, 1/4 cup | 55 | 58 |
| Soybeans, green, cooked, 1/2 cup | 54 | 127 |
| Tuna, yellowfin, cooked, 3 oz | 54 | 118 |
| Artichokes (hearts), cooked, 1/2 cup | 50 | 42 |
| Peanuts, dry roasted, 1 oz | 50 | 166 |
| Lima beans, baby, cooked from frozen, 1/2 cup | 50 | 95 |
| Beet greens, cooked, 1/2 cup | 49 | 19 |
| Navy beans, cooked, 1/2 cup | 48 | 127 |
| Tofu, firm, prepared with nigari,[a] 1/2 cup | 47 | 88 |
| Okra, cooked from frozen, 1/2 cup | 47 | 26 |
| Soy beverage, 1 cup | 47 | 127 |
| Cowpeas, cooked, 1/2 cup | 46 | 100 |
| Hazelnuts, 1 oz | 46 | 178 |
| Oat bran muffin, 1 oz | 45 | 77 |
| Great northern beans, cooked, 1/2 cup | 44 | 104 |
| Oat bran, cooked, 1/2 cup | 44 | 44 |
| Buckwheat groats, roasted, cooked, 1/2 cup | 43 | 78 |
| Brown rice, cooked, 1/2 cup | 42 | 108 |
| Haddock, cooked, 3 oz | 42 | 95 |

[a]Calcium sulfate and magnesium chloride.

Source: Nutrient values from Agricultural Research Service (ARS) Nutrient Database for Standard Reference, Release 17. Foods are from ARS single nutrient reports, sorted in descending order by nutrient content in terms of common household measures. Food items and weights in the single nutrient reports are adapted from those in the 2002 revision of *USDA Home and Garden Bulletin No. 72,* Nutritive Value of Foods. Mixed dishes and multiple preparations of the same food item have been omitted from this table.

***Appendix B-8***
*Food Sources of Dietary Fiber*

*Food sources of dietary fiber ranked by grams of dietary fiber per standard amount; also calories in the standard amount. (All are >– 10% of AI for adult women, which is 25 grams/day.)*

| Food, Standard Amount | Dietary Fiber (g) | Calories |
|---|---|---|
| Navy beans, cooked, 1/2 cup | 9.5 | 128 |
| Bran ready-to-eat cereal (100%), 1/2 cup | 8.8 | 78 |
| Kidney beans, canned, 1/2 cup | 8.2 | 109 |
| Split peas, cooked, 1/2 cup | 8.1 | 116 |
| Lentils, cooked, 1/2 cup | 7.8 | 115 |
| Black beans, cooked, 1/2 cup | 7.5 | 114 |
| Pinto beans, cooked, 1/2 cup | 7.7 | 122 |
| Lima beans, cooked, 1/2 cup | 6.6 | 108 |
| Artichoke, globe, cooked, 1 each | 6.5 | 60 |
| White beans, canned, 1/2 cup | 6.3 | 154 |
| Chickpeas, cooked, 1/2 cup | 6.2 | 135 |
| Great northern beans, cooked, 1/2 cup | 6.2 | 105 |
| Cowpeas, cooked, 1/2 cup | 5.6 | 100 |
| Soybeans, mature, cooked, 1/2 cup | 5.2 | 149 |
| Bran ready-to-eat cereals, various, about 1 oz | 2.6–5.0 | 90–108 |
| Crackers, rye wafers, plain, 2 wafers | 5.0 | 74 |
| Sweet potato, baked, with peel, 1 medium (146 g) | 4.8 | 131 |
| Asian pear, raw, 1 small | 4.4 | 51 |
| Green peas, cooked, 1/2 cup | 4.4 | 67 |
| Whole wheat English muffin, 1 each | 4.4 | 134 |
| Pear, raw, 1 small | 4.3 | 81 |
| Bulgur, cooked, 1/2 cup | 4.1 | 76 |
| Mixed vegetables, cooked, 1/2 cup | 4.0 | 59 |
| Raspberries, raw, 1/2 cup | 4.0 | 32 |
| Sweet potato, boiled, no peel, 1 medium (156 g) | 3.9 | 119 |
| Blackberries, raw, 1/2 cup | 3.8 | 31 |
| Potato, baked, with skin, 1 medium | 3.8 | 161 |
| Soybeans, green, cooked, 1/2 cup | 3.8 | 127 |
| Stewed prunes, 1/2 cup | 3.8 | 133 |
| Figs, dried, 1/4 cup | 3.7 | 93 |
| Dates, 1/4 cup | 3.6 | 126 |
| Oat bran, raw, 1/4 cup | 3.6 | 58 |
| Pumpkin, canned, 1/2 cup | 3.6 | 42 |
| Spinach, frozen, cooked, 1/2 cup | 3.5 | 30 |
| Shredded wheat ready-to-eat cereals, various, about 1 oz | 2.8–3.4 | 96 |
| Almonds, 1 oz | 3.3 | 164 |
| Apple with skin, raw, 1 medium | 3.3 | 72 |
| Brussels sprouts, frozen, cooked, 1/2 cup | 3.2 | 33 |
| Whole wheat spaghetti, cooked, 1/2 cup | 3.1 | 87 |
| Banana, 1 medium | 3.1 | 105 |
| Orange, raw, 1 medium | 3.1 | 62 |

| Food, Standard Amount | Dietary Fiber (g) | Calories |
|---|---|---|
| Oat bran muffin, 1 small | 3.0 | 178 |
| Guava, 1 medium | 3.0 | 37 |
| Pearled barley, cooked, 1/2 cup | 3.0 | 97 |
| Sauerkraut, canned, solids, and liquids, 1/2 cup | 3.0 | 23 |
| Tomato paste, 1/4 cup | 2.9 | 54 |
| Winter squash, cooked, 1/2 cup | 2.9 | 38 |
| Broccoli, cooked, 1/2 cup | 2.8 | 26 |
| Parsnips, cooked, chopped, 1/2 cup | 2.8 | 55 |
| Turnip greens, cooked, 1/2 cup | 2.5 | 15 |
| Collards, cooked, 1/2 cup | 2.7 | 25 |
| Okra, frozen, cooked, 1/2 cup | 2.6 | 26 |
| Peas, edible-podded, cooked, 1/2 cup | 2.5 | 42 |

Source: ARS Nutrient Database for Standard Reference, Release 17. Foods are from single nutrient reports, which are sorted either by food description or in descending order by nutrient content in terms of common household measures. The food items and weights in these reports are adapted from those in the 2002 revision of *USDA Home and Garden Bulletin No. 72*. Nutritive Value of Foods. Mixed dishes and multiple preparations of the same food item have been omitted.

## *Appendix B-9*

*Food Sources of Vitamin C*

*Food sources of vitamin C ranked by milligrams of vitamin C per standard amount; also calories in the standard amount. (All provide >−20% of RDA for adult men, which is 90 mg/day.)*

| Food, Standard Amount | Vitamin C (mg) | Calories |
|---|---|---|
| Guava, raw, 1/2 cup | 188 | 56 |
| Red sweet pepper, raw, 1/2 cup | 142 | 20 |
| Red sweet pepper, cooked, 1/2 cup | 116 | 19 |
| Kiwi fruit, 1 medium | 70 | 46 |
| Orange, raw, 1 medium | 70 | 62 |
| Orange juice, 3/4 cup | 61–93 | 79–84 |
| Green pepper, sweet, raw, 1/2 cup | 60 | 15 |
| Green pepper, sweet, cooked, 1/2 cup | 51 | 19 |
| Grapefruit juice, 3/4 cup | 50–70 | 71–86 |
| Vegetable juice cocktail, 3/4 cup | 50 | 34 |
| Strawberries, raw, 1/2 cup | 49 | 27 |
| Brussels sprouts, cooked, 1/2 cup | 48 | 28 |
| Cantaloupe, 1/4 medium | 47 | 51 |
| Papaya, raw, 1/4 medium | 47 | 30 |
| Kohlrabi, cooked, 1/2 cup | 45 | 24 |
| Broccoli, raw, 1/2 cup | 39 | 15 |
| Edible-pod peas, cooked, 1/2 cup | 38 | 34 |
| Broccoli, cooked, 1/2 cup | 37 | 26 |
| Sweet potato, canned, 1/2 cup | 34 | 116 |
| Tomato juice, 3/4 cup | 33 | 31 |
| Cauliflower, cooked, 1/2 cup | 28 | 17 |

(*continued*)

| Food, Standard Amount | Vitamin C (mg) | Calories |
|---|---|---|
| Pineapple, raw, 1/2 cup | 28 | 37 |
| Kale, cooked, 1/2 cup | 27 | 18 |
| Mango, 1/2 cup | 23 | 54 |

Source: Nutrient values from Agricultural Research Service (ARS) Nutrient Database for Standard Reference, Release 17. Foods are from ARS single nutrient reports, sorted in descending order by nutrient content in terms of common household measures. Food items and weights in the single nutrient reports are adapted from those in the 2002 revision of *USDA Home and Garden Bulletin No. 72,* Nutritive Value of Foods. Mixed dishes and multiple preparations of the same food item have been omitted from this table.

# APPENDIX C

## DIETARY GUIDELINES FOR AMERICANS 2005: EATING PATTERNS

Reprinted from *Dietary Guidelines for Americans 2005* (6th ed.), by the U.S. Department of Health and Human Services and U.S. Department of Agriculture, 2005, Washington, DC: U.S. Government Printing Office.

***Appendix C-1***

*The DASH Eating Plan at 1,600-, 2,000-, 2600-, and 3,100-Calorie Levels*[a]

*The DASH Eating Plan is based on 1,600, 2,000, 2,600 and 3,100 calories. The number of daily servings in a food group varies depending on caloric needs (see Appendix A to determine caloric needs). This chart can aid in planning menus and food selection in restaurants and grocery stores.*

| Food Groups | 1,600 Calories | 2,000 Calories | 2,600 Calories | 3,100 Calories | Serving Sizes | Examples and Notes | Significance of Each Food Group to the DASH Eating Plan |
|---|---|---|---|---|---|---|---|
| **Grains**[b] | 6 servings | 7–8 servings | 10–11 servings | 12–13 servings | 1 slice bread, 1 oz dry cereal, 1/2 cup cooked rice, pasta, or cereal[c] | Whole wheat bread, English muffin, pita bread, bagel, cereals, grits, oatmeal, crackers, unsalted pretzels, and popcorn | Major sources of energy and fiber |
| **Vegetables** | 3–4 servings | 4–5 servings | 5–6 servings | 6 servings | 1 cup raw leafy vegetable<br>1/2 cup cooked vegetable<br>6 oz vegetable juice | Tomatoes, potatoes, carrots, green peas, squash, broccoli, turnip greens, collards, kale, spinach, artichokes, green beans, lima beans, sweet potatoes | Rich sources of potassium, magnesium, and fiber |
| **Fruits** | 4 servings | 4–5 servings | 5–6 servings | 6 servings | 6 oz fruit juice<br>1 medium fruit<br>1/4 cup dried fruit<br>1/2 cup fresh, frozen, or canned fruit | Apricots, bananas, dates, grapes, oranges, orange juice, grapefruit, grapefruit juice, mangoes, melons, peaches, pineapples, prunes, raisins, strawberries, tangerines | Important sources of potassium, magnesium, and fiber |
| **Low-fat or fat-free dairy foods** | 2–3 servings | 2–3 servings | 3 servings | 3–4 servings | 8 oz milk<br>1 cup yogurt<br>11/2 oz cheese | Fat-free or low-fat milk, fat-free or low-fat buttermilk, fat-free or low-fat regular or frozen yogurt, low-fat and fat-free cheese | Major sources of calcium and protein |

***Appendix C-1***
*Continued*

| Food Groups | 1,600 Calories | 2,000 Calories | 2,600 Calories | 3,100 Calories | Serving Sizes | Examples and Notes | Significance of Each Food Group to the DASH Eating Plan |
|---|---|---|---|---|---|---|---|
| **Meat, poultry, fish** | 1–2 servings | 2 or less servings | 2 servings | 2–3 servings | 3 oz cooked meats, poultry, or fish | Select only lean; trim away visible fats; broil, roast, or boil instead of frying; remove skin from poultry | Rich sources of protein and magnesium |
| **Nuts, seeds, legumes** | 3–4 servings/ week | 4–5 servings/ week | 1 serving | 1 serving | 1/3 cup or 1 1/2 oz nuts<br>2 Tbsp or 1/2 oz seeds<br>1/2 cup cooked dry beans or peas | Almonds, filberts, mixed nuts, peanuts, walnuts, sunflower seeds, kidney beans, lentils | Rich sources of energy, magnesium, potassium, protein, and fiber |
| **Fat and oils**[d] | 2 servings | 2–3 servings | 3 servings | 4 servings | 1 tsp soft margarine<br>1 Tbsp low-fat mayonnaise<br>2 Tbsp light salad dressing<br>1 tsp vegetable oil | Soft margarine, low-fat mayonnaise, light salad dressing, vegetable oil (such as olive, corn, canola, or safflower) | DASH has 27% of calories as fat (low in saturated fat), including fat in or added to foods |
| **Sweets** | 0 servings | 5 servings/ week | 2 servings | 2 servings | 1 Tbsp sugar<br>1 Tbsp jelly or jam<br>1/2 oz jelly beans<br>8 oz lemonade | Maple syrup, sugar, jelly, jam, fruit-flavored gelatin, jelly beans, hard candy, fruit punch sorbet, ices | Sweets should be low in fat |

[a]NIH publication No. 03-4082; Karanja, N.M. et al., *JADA* 8:S19–27, 1999.

[b]Whole grains are recommended for most servings to meet fiber recommendations.

[c]Equals 1/2–1 1/4 cups, depending on cereal type. Check the product's nutrition facts label.

[d]Fat content changes serving counts for fats and oils: For example, 1 Tbsp of regular salad dressing equals 1 serving; 1 Tbsp of a low-fat dressing equals 1/2 serving; 1 Tbsp of a fat-free dressing equals 0 servings.

## *Appendix C-2*

*USDA Food Guide*

*The suggested amounts of food to consume from the basic food groups, subgroups, and oils to meet recommended nutrient intakes at 12 different calorie levels. Nutrient and energy contributions from each group are calculated according to the nutrient dense forms of foods in each group (e.g., lean meats and fat-free milk). The table also shows the discretionary calorie allowance that can be accommodated within each calorie level, in addition to the suggested amounts of nutrient-dense forms of foods in each group.*

| Daily Amount of Food from Each Group (vegetable subgroup amounts are per week) | | | | | | | | | | | | |
|---|---|---|---|---|---|---|---|---|---|---|---|---|
| Calorie Level | 1,000 | 1,200 | 1,400 | 1,600 | 1,800 | 2,000 | 2,200 | 2,400 | 2,600 | 2,800 | 3,000 | 3,200 |
| Food Group[1] | Food group amounts shown in cup (c) or ounce-equivalents (oz-eq), with number of servings (srv) in parentheses when it differs from the other units. See note for quantity equivalents for foods in each group.[2] Oils are shown in grams (g). | | | | | | | | | | | |
| Fruits | 1 c (2 srv) | 1 c (2 srv) | 1.5 c (3 srv) | 1.5 c (3 srv) | 1.5 c (3 srv) | 2 c (4 srv) | 2 c (4 srv) | 2 c (4 srv) | 2 c (4 srv) | 2.5 c (5 srv) | 2.5 c (5 srv) | 2.5 c (5 srv) |
| Vegetables[3] | 1 c (2 srv) | 1.5 c (3 srv) | 1.5 c (3 srv) | 2 c (4 srv) | 2.5 c (5 srv) | 2.5 c (5 srv) | 3 c (6 srv) | 3 c (6 srv) | 3.5 c (7 srv) | 3.5 c (7 srv) | 4 c (8 srv) | 4 c (8 srv) |
| Dark green veg. | 1 c/wk | 1.5 c/wk | 1.5 c/wk | 2 c/wk | 3 c/wk | 3 c/wk | 3 c/wk | 3 c/wk | 3 c/wk | 3 c/wk | 3 c/wk | 3 c/wk |
| Orange veg. | 0.5 c/wk | 1 c/wk | 1 c/wk | 1.5 c/wk | 2 c/wk | 2 c/wk | 2 c/wk | 2 c/wk | 2.5 c/wk | 2.5 c/wk | 2.5 c/wk | 2.5 c/wk |
| Legumes | 0.5 c/wk | 1 c/wk | 1 c/wk | 2.5 c/wk | 3 c/wk | 3 c/wk | 3 c/wk | 3 c/wk | 3.5 c/wk | 3.5 c/wk | 3.5 c/wk | 3.5 c/wk |
| Starchy veg. | 1.5 c/wk | 2.5 c/wk | 2.5 c/wk | 2.5 c/wk | 3 c/wk | 3 c/wk | 6 c/wk | 6 c/wk | 7 c/wk | 7 c/wk | 9 c/wk | 9 c/wk |
| Other veg. | 3.5 c/wk | 4.5 c/wk | 4.5 c/wk | 5.5 c/wk | 6.5 c/wk | 6.5 c/wk | 7 c/wk | 7 c/wk | 8.5 c/wk | 8.5 c/wk | 10 c/wk | 10 c/wk |
| Grains[4] | 3 oz-eq | 4 oz-eq | 5 oz-eq | 5 oz-eq | 6 oz-eq | 6 oz-eq | 7 oz-eq | 8 oz-eq | 9 oz-eq | 10 oz-eq | 10 oz-eq | 10 oz-eq |
| Whole grains | 1.5 | 2 | 2.5 | 3 | 3 | 3 | 3.5 | 4 | 4.5 | 5 | 5 | 5 |
| Other grains | 1.5 | 2 | 2.5 | 2 | 3 | 3 | 3.5 | 4 | 4.5 | 5 | 5 | 5 |
| Lean meat and beans | 2 oz-eq | 3 oz-eq | 4 oz-eq | 5 oz-eq | 5 oz-eq | 5.5 oz-eq | 6 oz-eq | 6.5 oz-eq | 6.5 oz-eq | 7 oz-eq | 7 oz-eq | 7 oz-eq |
| Milk | 2 c | 2 c | 2 c | 3 c | 3 c | 3 c | 3 c | 3 c | 3 c | 3 c | 3 c | 3 c |
| Oils[5] | 15 g | 17 g | 17 g | 22 g | 24 g | 27 g | 29 g | 31 g | 34 g | 36 g | 44 g | 51g |
| Discretionary calorie allowance[6] | 165 | 171 | 171 | 132 | 195 | 267 | 290 | 362 | 410 | 426 | 512 | 648 |

[1]Food items included in each group and subgroup:

Fruits — All fresh, frozen, canned, and dried fruits and fruit juices: for example, oranges and orange juice, apples and apple juice, bananas, grapes, melons, berries, raisins. In developing the food patterns, only fruits and juices with no added sugars or fats were used. *See note 6 on discretionary calories if products with added sugars or fats are consumed.*

Vegetables — In developing the food patterns, only vegetables with no added fats or sugars were used. *See note 6 on discretionary calories if products with added fats or sugars are consumed.*

- Dark green vegetables — All fresh, frozen, and canned dark green vegetables, cooked or raw: for example, broccoli; spinach; romaine; collard, turnip, and mustard greens.
- Orange vegetables — All fresh, frozen, and canned orange and deep yellow vegetables, cooked or raw: for example, carrots, sweet potatoes, winter squash, and pumpkin.
- Legumes (dry beans and peas) — All cooked dry beans and peas and soybean products: for example, pinto beans, kidney beans, lentils, chickpeas, tofu. (See comment under meat and beans group about counting legumes in the vegetable or the meat and beans group.)

| | |
|---|---|
| ▪ Starchy vegetables | All fresh, frozen, and canned starchy vegetables: for example, white potatoes, corn, green peas. |
| ▪ Other vegetables | All fresh, frozen, and canned other vegetables, cooked or raw: for example, tomatoes, tomato juice, lettuce, green beans, onions. |
| Grains | In developing the food patterns, only grains in low-fat and low-sugar forms were used. *See note 6 on discretionary calories if products that are higher in fat and/or added sugars are consumed.* |
| ▪ Whole grains | All whole-grain products and whole grains used as ingredients: for example, whole wheat and rye breads, whole-grain cereals and crackers, oatmeal, and brown rice. |
| ▪ Other grains | All refined grain products and refined grains used as ingredients: for example, white breads, enriched grain cereals and crackers, enriched pasta, white rice. |
| Meat, poultry, fish, dry beans, eggs, and nuts (meat and beans) | All meat, poultry, fish, dry beans and peas, eggs, nuts, seeds. Most choices should be lean or low-fat. *See note 6 on discretionary calories if higher fat products are consumed.* Dry beans and peas and soybean products are considered part of this group as well as the vegetable group, but should be counted in one group only. |
| Milk, yogurt, and cheese (milk) | All milks, yogurts, frozen yogurts, dairy desserts, cheeses (except cream cheese), including lactose-free and lactose-reduced products. Most choices should be fat-free or low fat. In developing the food patterns, only fat-free milk was used. *See note 6 on discretionary calories if low-fat, reduced fat, or whole milk or milk products—or milk products that contain added sugars are consumed.* Calcium-fortified soy beverages are an option for those who want a nondairy calcium source. |

[2]Quantity equivalents for each food group:

| | |
|---|---|
| Grains | The following each count as 1 ounce-equivalent (1 serving) of grains: 1/2 cup cooked rice, pasta, or cooked cereal; 1 ounce dry pasta or rice; 1 slice bread; 1 small muffin (1 oz); 1 cup ready-to-eat cereal flakes. |
| Fruits and vegetables | The following each count as 1 cup (2 servings) of fruits or vegetables: 1 cup cut up raw or cooked fruit or vegetable, 1 cup fruit or vegetable juice, 2 cups leafy salad greens. |
| Meat and beans | The following each count as 1 ounce-equivalent: 1 ounce lean meat, poultry, or fish; 1 egg; 1/4 cup cooked dry beans or tofu; 1 Tbsp peanut butter; 1/2 ounce nuts or seeds. |
| Milk | The following each count as 1 cup (1 serving) of milk: 1 cup milk or yogurt, 1 1/2 ounces natural cheese such as Cheddar cheese or 2 ounces processed cheese. Discretionary calories must be counted for all choices, except fat-free milk. |

[3]Explanation of vegetable subgroup amounts: Vegetable subgroup amounts are shown in this table as weekly amounts, because it would be difficult for consumers to select foods from each subgroup daily. A daily amount that is one-seventh of the weekly amount listed is used in calculations of nutrient and energy levels in each pattern.

[4]Explanation of grain subgroup amounts: The whole-grain subgroup amounts shown in this table represent at least three 1-ounce servings and one-half of the total amount as whole grains for all calorie levels of 1,600 and above. This is the minimum suggested amount of whole grains to consume as part of the food patterns. More whole grains up to all of the grains recommended may be selected, with offsetting decreases in the amounts of other (enriched) grains. In patterns designed for younger children (1,000, 1,200, and 1,400 calories), one-half of the total amount of grains is shown as whole grains.

[5]Explanation of oils: Oils (including soft margarine with zero trans fat) shown in this table represent the amounts that are added to foods during processing, during cooking, or at the table. Oils and soft margarines include vegetable oils and soft vegetable oil table spreads that have no trans fats. The amounts of oils listed in this table are not considered to be part of discretionary calories because they are a major source of the vitamin E and polyunsaturated fatty acids, including the essential fatty acids, in the food pattern. In contrast, solid fats are listed separately in the discretionary calorie table (Appendix C-3) because, compared with oils, they are higher in saturated fatty acids and lower in vitamin E and polyunsaturated and monounsaturated fatty acids, including essential fatty acids. The amounts of each type of fat in the food intake pattern were based on 60% oils and/or soft margarines with no *trans* fats and 40% solid fat. The amounts in typical American diets are about 42% oils or soft margarines and about 58% solid fats.

[6]Explanation of discretionary calorie allowance: The discretionary calorie allowance is the remaining amount of calories in each food pattern after selecting the specified number of nutrient-dense forms of foods in each food group. The number of discretionary calories assumes that food items in each food group are selected in nutrient-dense forms (that is, forms that are fat-free

or low-fat and that contain no added sugars). Solid fat and sugar calories always need to be counted as discretionary calories, as in the following examples:

- The fat in low-fat, reduced-fat, or whole milk or milk products or cheese and the sugar and fat in chocolate milk, ice cream, pudding, etc.
- The fat in higher-fat meats (e.g., ground beef with more than 5% fat by weight, poultry with skin, higher-fat luncheon meats, sausages)
- The sugars added to fruits and fruit juices with added sugars or fruits canned in syrup
- The added fat or sugars in vegetables prepared with added fat or sugars
- The added fats and/or sugars in grain products containing higher levels of fats and/or sugars (e.g., sweetened cereals, higher-fat crackers, pies and other pastries, cakes, cookies)

Total discretionary calories should be limited to the amounts shown in the table at each calorie level. The number of discretionary calories is lower in the 1,600-calorie pattern than in the 1,000-, 1,200-, and 1,400-calorie patterns. These lower-calorie patterns are designed to meet the nutrient needs of children 2 to 8 years old. The nutrient goals for the 1,600 calorie pattern are set to meet the needs of adult women, which are higher and require that more calories be used in selections from the basic food groups. Additional information about discretionary calories, including an example of the division of these calories between solid fats and added sugars, is provided in Appendix C-3.

## *Appendix C-3*

*Discretionary Calorie Allowance in the USDA Food Guide*

*Discretionary calorie allowance is the remaining amount of calories in each calorie level after nutrient-dense forms of foods in each food group are selected. This table shows the number of discretionary calories remaining in each calorie level if nutrient-dense foods are selected. Those trying to lose weight may choose not to use discretionary calories. For those wanting to maintain their weight, discretionary calories may be used to increase the amount of food selected from each food group; to consume foods that are not in the lowest-fat form (such as 2% milk or medium-fat meat) or that contain added sugars; to add oil, fat, or sugars to foods; or to consume alcohol. The table shows an example of how these calories may be divided between solid fats and added sugars.*

**Discretionary calories that remain at each calorie level**

| Food guide calorie level | 1,000 | 1,200 | 1,400 | 1,600 | 1,800 | 2,000 | 2,200 | 2,400 | 2,600 | 2,800 | 3,000 | 3,200 |
|---|---|---|---|---|---|---|---|---|---|---|---|---|
| Discretionary calories[1] | 165 | 171 | 171 | 132 | 195 | 267 | 290 | 362 | 410 | 426 | 512 | 648 |
| **Example of division of discretionary calories: Solid fats are shown in grams (g); added sugars in grams (g) and teaspoons (tsp)** | | | | | | | | | | | | |
| Solid fats[2] | 11g | 14 g | 14 g | 11 g | 15 g | 18 g | 19 g | 22 g | 24 g | 24 g | 29 g | 34 g |
| Added sugars[3] | 20 g | 16 g | 16 g | 12 g | 20 g | 32 g | 36 g | 48 g | 56 g | 60 g | 72 g | 96 g |
| | (5 tsp) | (4 tsp) | (4 tsp) | (3 tsp) | (5 tsp) | (8 tsp) | (9 tsp) | (12 tsp) | (14 tsp) | (15 tsp) | (18 tsp) | (24 tsp) |

[1]Discretionary calories: In developing the food guide, food items in nutrient-dense forms (that is, forms that are fat-free or low-fat and that contain no added sugars) were used. The number of discretionary calories assumes that food items in each food group are selected in nutrient-dense forms. Solid fat and sugar calories always need to be counted as discretionary calories, as in the following examples:

The fat in low-fat, reduced-fat, or whole milk or milk products or cheese and the sugar and fat in chocolate milk, ice cream, pudding, etc.

The fat in higher-fat meats (e.g., ground beef with more than 5% fat by weight, poultry with skin, higher-fat luncheon meats, sausages)

The sugars added to fruits and fruit juices with added sugars or fruits canned in syrup

The added fat or sugars in vegetables prepared with added fat or sugars

The added fats and/or sugars in grain products containing higher levels of fats and/or sugars (e.g., sweetened cereals, higher-fat crackers, pies and other pastries, cakes, cookies)

Total discretionary calories should be limited to the amounts shown in the table at each calorie level. The number of discretionary calories is lower in the 1,600-calorie pattern than in the 1,000-, 1,200-, and 1,400-calorie patterns. These lower-calorie patterns are designed to meet the nutrient needs of children 2 to 8 years old. The nutrient goals for the 1,600-calorie pattern are set to meet the needs of adult women, which are higher and require that more calories be used in selections from the basic food groups. The calories assigned to discretionary calories may be used to increase intake from the basic food groups; to select foods from these groups that are higher in fat or with added sugars; to add oils, solid fats, or sugars to foods or beverages; or to consume alcohol. See note 2 on limits for solid fats.

[2]Solid fats: Amounts of solid fats listed in the table represent about 7% to 8% of calories from saturated fat. Foods in each food group are represented in their lowest-fat forms, such as fat-free milk and skinless chicken. Solid fats shown in this table represent the amounts of fats that may be added in cooking or at the table, and fats consumed when higher-fat items are selected from the food groups (e.g., whole milk instead of fat-free milk, chicken with skin, or cookies instead of bread), without exceeding the recommended limits on saturated fat intake. Solid fats include meat and poultry fats eaten either as part of the meat or poultry product or separately; milk fat such as that in whole milk, cheese, and butter; shortenings used in baked products; and hard margarines.

Solid fats and oils are separated because their fatty acid compositions differ. Solid fats are higher in saturated fatty acids, and commonly consumed oils and soft margarines with no trans fats are higher in vitamin E and polyunsaturated and monounsaturated fatty acids, including essential fatty acids. Oils listed in Appendix C-2 are not considered to be part of the discretionary calorie allowance because they are a major source of the essential fatty acids and vitamin E in the food pattern.

The gram weights for solid fats are the amounts of these products that can be included in the pattern and are not identical to the amount of lipids in these items, because some products (margarines, butter) contain water or other ingredients, in addition to lipids.

[3]Added sugars: Added sugars are the sugars and syrups added to foods and beverages in processing or preparation, not the naturally occurring sugars in fruits or milk. The amounts of added sugars suggested in the example are NOT specific recommendations for amounts of added sugars to consume, but rather represent the amounts that can be included at each calorie level without overconsuming calories. The suggested amounts of added sugars may be helpful as part of the food guide to allow for some sweetened foods or beverages, without exceeding energy needs. This use of added sugars as a calorie balance requires two assumptions: (1) that selections are made from all food groups in accordance with the suggested amounts and (2) that additional fats are used in the amounts shown, which, together with the fats in the core food groups, represent about 27%–30% of calories from fat.

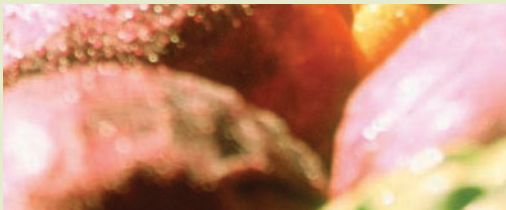

# APPENDIX D

## NUTRITIVE VALUE OF THE EDIBLE PART OF FOOD

Reprinted from "Nutritive value of foods" by S. E. Gebhardt and R. G. Thomas, 2002, U.S. Department of Agriculture, Agricultural Research, *Home and Garden Bulletin, 72,* 14–89.

| Food No. | Food Description | Measure of Edible Portion | Weight (g) | Water (%) | Calories (kcal) | Protein (g) | Total Fat (g) | Fatty Acids: Satu-rated (g) | Fatty Acids: Mono-unsatu-rated (g) | Fatty Acids: Poly-unsatu-rated (g) |
|---|---|---|---|---|---|---|---|---|---|---|
| **BEVERAGES** | | | | | | | | | | |
| | ALCOHOLIC | | | | | | | | | |
| | BEER | | | | | | | | | |
| 1 | REGULAR | 12 FL OZ | 355 | 92 | 146 | 1 | 0 | 0.0 | 0.0 | 0.0 |
| 2 | LIGHT | 12 FL OZ | 354 | 95 | 99 | 1 | 0 | 0.0 | 0.0 | 0.0 |
| | GIN, RUM, VODKA, WHISKEY | | | | | | | | | |
| 3 | 80 PROOF | 1.5 FL OZ | 42 | 67 | 97 | 0 | 0 | 0.0 | 0.0 | 0.0 |
| 4 | 86 PROOF | 1.5 FL OZ | 42 | 64 | 105 | 0 | 0 | 0.0 | 0.0 | 0.0 |
| 5 | 90 PROOF | 1.5 FL OZ | 42 | 62 | 110 | 0 | 0 | 0.0 | 0.0 | 0.0 |
| 6 | LIQUEUR, COFFEE, 53 PROOF | 1.5 FL OZ | 52 | 31 | 175 | TR | TR | 0.1 | TR | 0.1 |
| | MIXED DRINKS, PREPARED FROM RECIPE | | | | | | | | | |
| 7 | DAIQUIRI | 2 FL OZ | 60 | 70 | 112 | TR | TR | TR | TR | TR |
| 8 | PINA COLADA | 4.5 FL OZ | 141 | 65 | 262 | 1 | 3 | 1.2 | 0.2 | 0.5 |
| | WINE | | | | | | | | | |
| | DESSERT | | | | | | | | | |
| 9 | DRY | 3.5 FL OZ | 103 | 80 | 130 | TR | 0 | 0.0 | 0.0 | 0.0 |
| 10 | SWEET | 3.5 FL OZ | 103 | 73 | 158 | TR | 0 | 0.0 | 0.0 | 0.0 |
| | TABLE | | | | | | | | | |
| 11 | RED | 3.5 FL OZ | 103 | 89 | 74 | TR | 0 | 0.0 | 0.0 | 0.0 |
| 12 | WHITE | 3.5 FL OZ | 103 | 90 | 70 | TR | 0 | 0.0 | 0.0 | 0.0 |
| | CARBONATED* | | | | | | | | | |
| 13 | CLUB SODA | 12 FL OZ | 355 | 100 | 0 | 0 | 0 | 0.0 | 0.0 | 0.0 |
| 14 | COLA TYPE | 12 FL OZ | 370 | 89 | 152 | 0 | 0 | 0.0 | 0.0 | 0.0 |
| | DIET, SWEETENED WITH ASPARTAME | | | | | | | | | |
| 15 | COLA | 12 FL OZ | 355 | 100 | 4 | TR | 0 | 0.0 | 0.0 | 0.0 |
| 16 | OTHER THAN COLA OR PEPPER TYPE | 12 FL OZ | 355 | 100 | 0 | TR | 0 | 0.0 | 0.0 | 0.0 |
| 17 | GINGER ALE | 12 FL OZ | 366 | 91 | 124 | 0 | 0 | 0.0 | 0.0 | 0.0 |
| 18 | GRAPE | 12 FL OZ | 372 | 89 | 160 | 0 | 0 | 0.0 | 0.0 | 0.0 |
| 19 | LEMON LIME | 12 FL OZ | 368 | 90 | 147 | 0 | 0 | 0.0 | 0.0 | 0.0 |
| 20 | ORANGE | 12 FL OZ | 372 | 88 | 179 | 0 | 0 | 0.0 | 0.0 | 0.0 |
| 21 | PEPPER TYPE | 12 FL OZ | 368 | 89 | 151 | 0 | TR | 0.3 | 0.0 | 0.0 |
| 22 | ROOT BEER | 12 FL OZ | 370 | 89 | 152 | 0 | 0 | 0.0 | 0.0 | 0.0 |
| | CHOCOLATE-FLAVORED BEVERAGE MIX | | | | | | | | | |
| 23 | POWDER | 2–3 HEAPING TSP | 22 | 1 | 75 | 1 | 1 | 0.4 | 0.2 | TR |
| 24 | PREPARED WITH MILK | 1 CUP | 266 | 81 | 226 | 9 | 9 | 5.5 | 2.6 | 0.3 |
| | COCOA | | | | | | | | | |
| | POWDER CONTAINING NONFAT DRY MILK | | | | | | | | | |
| 25 | POWDER | 3 HEAPING TSP | 28 | 2 | 102 | 3 | 1 | 0.7 | 0.4 | TR |
| 26 | PREPARED (6 OZ WATER PLUS 1 OZ POWDER) | 1 SERVING | 206 | 86 | 103 | 3 | 1 | 0.7 | 0.4 | TR |
| | POWDER CONTAINING NONFAT DRY MILK AND ASPARTAME | | | | | | | | | |
| 27 | POWDER | 1/2-OZ ENVELOPE | 5 | 3 | 48 | 4 | TR | 0.3 | 0.1 | TR |
| 28 | PREPARED (6 OZ WATER PLUS 1 ENVELOPE MIX) | 1 SERVING | 192 | 92 | 48 | 4 | TR | 0.3 | 0.1 | TR |
| | COFFEE | | | | | | | | | |
| 29 | BREWED | 6 FL OZ | 178 | 99 | 4 | TR | 0 | TR | 0.0 | TR |
| 30 | ESPRESSO | 2 FL OZ | 60 | 98 | 5 | TR | TR | 0.1 | 0.0 | 0.1 |
| 31 | INSTANT, PREPARED (1 ROUNDED TSP POWDER PLUS 6 FL OZ WATER) | 6 FL OZ | 179 | 99 | 4 | TR | 0 | TR | 0.0 | TR |

*Mineral content varies depending on water source.

| Cholesterol (mg) | Carbo-hydrate (g) | Total Dietary Fiber (g) | Calcium (mg) | Iron (mg) | Potassium (mg) | Sodium (mg) | Vitamin A (IU) | Vitamin A (RE) | Thiamine (mg) | Ribo-flavin (mg) | Niacin (mg) | Ascorbic Acid (mg) | Food No. |
|---|---|---|---|---|---|---|---|---|---|---|---|---|---|
| 0 | 13 | 0.7 | 18 | 0.1 | 89 | 18 | 0 | 0 | 0.02 | 0.09 | 1.6 | 0 | 1 |
| 0 | 5 | 0.0 | 18 | 0.1 | 64 | 11 | 0 | 0 | 0.03 | 0.11 | 1.4 | 0 | 2 |
| 0 | 0 | 0.0 | 0 | TR | 1 | TR | 0 | 0 | TR | TR | TR | 0 | 3 |
| 0 | TR | 0.0 | 0 | TR | 1 | TR | 0 | 0 | TR | TR | TR | 0 | 4 |
| 0 | 0 | 0.0 | 0 | TR | 1 | TR | 0 | 0 | TR | TR | TR | 0 | 5 |
| 0 | 24 | 0.0 | 1 | TR | 16 | 4 | 0 | 0 | TR | 0.01 | 0.1 | 0 | 6 |
| 0 | 4 | 0.0 | 2 | 0.1 | 13 | 3 | 2 | 0 | 0.01 | TR | TR | 1 | 7 |
| 0 | 40 | 0.8 | 11 | 0.3 | 100 | 8 | 3 | 0 | 0.04 | 0.02 | 0.2 | 7 | 8 |
| 0 | 4 | 0.0 | 8 | 0.2 | 95 | 9 | 0 | 0 | 0.02 | 0.02 | 0.2 | 0 | 9 |
| 0 | 12 | 0.0 | 8 | 0.2 | 95 | 9 | 0 | 0 | 0.02 | 0.02 | 0.2 | 0 | 10 |
| 0 | 2 | 0.0 | 8 | 0.4 | 115 | 5 | 0 | 0 | 0.01 | 0.03 | 0.1 | 0 | 11 |
| 0 | 1 | 0.0 | 9 | 0.3 | 82 | 5 | 0 | 0 | TR | 0.01 | 0.1 | 0 | 12 |
| 0 | 0 | 0.0 | 18 | TR | 7 | 75 | 0 | 0 | 0.00 | 0.00 | 0.0 | 0 | 13 |
| 0 | 38 | 0.0 | 11 | 0.1 | 4 | 15 | 0 | 0 | 0.00 | 0.00 | 0.0 | 0 | 14 |
| 0 | TR | 0.0 | 14 | 0.1 | 0 | 21 | 0 | 0 | 0.02 | 0.08 | 0.0 | 0 | 15 |
| 0 | 0 | 0.0 | 14 | 0.1 | 7 | 21 | 0 | 0 | 0.00 | 0.00 | 0.0 | 0 | 16 |
| 0 | 32 | 0.0 | 11 | 0.7 | 4 | 26 | 0 | 0 | 0.00 | 0.00 | 0.0 | 0 | 17 |
| 0 | 42 | 0.0 | 11 | 0.3 | 4 | 56 | 0 | 0 | 0.00 | 0.00 | 0.0 | 0 | 18 |
| 0 | 38 | 0.0 | 7 | 0.3 | 4 | 40 | 0 | 0 | 0.00 | 0.00 | 0.1 | 0 | 19 |
| 0 | 46 | 0.0 | 19 | 0.2 | 7 | 45 | 0 | 0 | 0.00 | 0.00 | 0.0 | 0 | 20 |
| 0 | 38 | 0.0 | 11 | 0.1 | 4 | 37 | 0 | 0 | 0.00 | 0.00 | 0.0 | 0 | 21 |
| 0 | 39 | 0.0 | 19 | 0.2 | 4 | 48 | 0 | 0 | 0.00 | 0.00 | 0.0 | 0 | 22 |
| 0 | 20 | 1.3 | 8 | 0.7 | 128 | 45 | 4 | TR | 0.01 | 0.03 | 0.1 | TR | 23 |
| 32 | 31 | 1.3 | 301 | 0.8 | 497 | 165 | 311 | 77 | 0.10 | 0.43 | 0.3 | 2 | 24 |
| 1 | 22 | 0.3 | 92 | 0.3 | 202 | 143 | 4 | 1 | 0.03 | 0.16 | 0.2 | 1 | 25 |
| 2 | 22 | 2.5 | 97 | 0.4 | 202 | 148 | 4 | 0 | 0.03 | 0.16 | 0.2 | TR | 26 |
| 1 | 9 | 0.4 | 86 | 0.7 | 405 | 168 | 5 | 1 | 0.04 | 0.21 | 0.2 | 0 | 27 |
| 2 | 8 | 0.4 | 90 | 0.7 | 405 | 173 | 4 | 0 | 0.04 | 0.21 | 0.2 | 0 | 28 |
| 0 | 1 | 0.0 | 4 | 0.1 | 96 | 4 | 0 | 0 | 0.00 | 0.00 | 0.4 | 0 | 29 |
| 0 | 1 | 0.0 | 1 | 0.1 | 69 | 8 | 0 | 0 | TR | 0.11 | 3.1 | TR | 30 |
| 0 | 1 | 0.0 | 5 | 0.1 | 64 | 5 | 0 | 0 | 0.00 | TR | 0.5 | 0 | 31 |

| Food No. | Food Description | Measure of Edible Portion | Weight (g) | Water (%) | Calories (kcal) | Protein (g) | Total Fat (g) | Fatty Acids: Saturated (g) | Fatty Acids: Monounsaturated (g) | Fatty Acids: Polyunsaturated (g) |
|---|---|---|---|---|---|---|---|---|---|---|
| **BEVERAGES (CONTINUED)** | | | | | | | | | | |
| | FRUIT DRINKS, NONCARBONATED, CANNED OR BOTTLED, WITH ADDED ASCORBIC ACID | | | | | | | | | |
| 32 | CRANBERRY JUICE COCKTAIL | 8 FL OZ | 253 | 86 | 144 | 0 | TR | TR | TR | 0.1 |
| 33 | FRUIT PUNCH DRINK | 8 FL OZ | 248 | 88 | 117 | 0 | 0 | TR | TR | TR |
| 34 | GRAPE DRINK | 8 FL OZ | 250 | 88 | 113 | 0 | 0 | TR | 0.0 | TR |
| 35 | PINEAPPLE GRAPEFRUIT JUICE DRINK | 8 FL OZ | 250 | 88 | 118 | 1 | TR | TR | TR | 0.1 |
| 36 | PINEAPPLE ORANGE JUICE DRINK | 8 FL OZ | 250 | 87 | 125 | 3 | 0 | 0.0 | 0.0 | 0.0 |
| | LEMONADE | | | | | | | | | |
| 37 | FROZEN CONCENTRATE, PREPARED | 8 FL OZ | 248 | 89 | 99 | TR | 0 | TR | TR | TR |
| | POWDER, PREPARED WITH WATER | | | | | | | | | |
| 38 | REGULAR | 8 FL OZ | 266 | 89 | 112 | 0 | 0 | TR | TR | TR |
| 39 | LOW CALORIE, SWEETENED WITH ASPARTAME | 8 FL OZ | 237 | 99 | 5 | 0 | 0 | 0.0 | 0.0 | 0.0 |
| | MALTED MILK, WITH ADDED NUTRIENTS | | | | | | | | | |
| | CHOCOLATE | | | | | | | | | |
| 40 | POWDER | 3 HEAPING TSP | 21 | 3 | 75 | 1 | 1 | 0.4 | 0.2 | 0.1 |
| 41 | PREPARED | 1 CUP | 265 | 81 | 225 | 9 | 9 | 5.5 | 2.6 | 0.4 |
| | NATURAL | | | | | | | | | |
| 42 | POWDER | 4–5 HEAPING TSP | 21 | 3 | 80 | 2 | 1 | 0.3 | 0.2 | 0.1 |
| 43 | PREPARED | 1 CUP | 265 | 81 | 231 | 10 | 9 | 5.4 | 2.5 | 0.4 |
| | MILK AND MILK BEVERAGES. SEE DAIRY PRODUCTS. | | | | | | | | | |
| 44 | RICE BEVERAGE, CANNED (RICE DREAM) | 1 CUP | 245 | 89 | 120 | TR | 2 | 0.2 | 1.3 | 0.3 |
| | SOY MILK. SEE LEGUMES, NUTS, AND SEEDS. | | | | | | | | | |
| | TEA | | | | | | | | | |
| | BREWED | | | | | | | | | |
| 45 | BLACK | 6 FL OZ | 178 | 100 | 2 | 0 | 0 | TR | TR | TR |
| | HERB | | | | | | | | | |
| 46 | CHAMOMILE | 6 FL OZ | 178 | 100 | 2 | 0 | 0 | TR | TR | TR |
| 47 | OTHER THAN CHAMOMILE | 6 FL OZ | 178 | 100 | 2 | 0 | 0 | TR | TR | TR |
| | INSTANT, POWDER, PREPARED | | | | | | | | | |
| 48 | UNSWEETENED | 8 FL OZ | 237 | 100 | 2 | 0 | 0 | 0.0 | 0.0 | 0.0 |
| 49 | SWEETENED, LEMON FLAVOR | 8 FL OZ | 259 | 91 | 88 | TR | 0 | TR | TR | TR |
| 50 | SWEETENED WITH SACCHARIN, LEMON FLAVOR | 8 FL OZ | 237 | 99 | 5 | 0 | 0 | 0.0 | 0.0 | TR |
| 51 | WATER, TAP | 8 FL OZ | 237 | 100 | 0 | 0 | 0 | 0.0 | 0.0 | 0.0 |
| **DAIRY PRODUCTS** | | | | | | | | | | |
| | BUTTER. SEE FATS AND OILS. | | | | | | | | | |
| | CHEESE | | | | | | | | | |
| | NATURAL | | | | | | | | | |
| 52 | BLUE | 1 OZ | 28 | 42 | 100 | 6 | 8 | 5.3 | 2.2 | 0.2 |
| 53 | CAMEMBERT (3 WEDGES PER 4-OZ CONTAINER) | 1 WEDGE | 38 | 52 | 114 | 8 | 9 | 5.8 | 2.7 | 0.3 |
| | CHEDDAR | | | | | | | | | |
| 54 | CUT PIECES | 1 OZ | 28 | 37 | 114 | 7 | 9 | 6.0 | 2.7 | 0.3 |
| 55 | | 1 CUBIC IN. | 17 | 37 | 68 | 4 | 6 | 3.6 | 1.6 | 0.2 |
| 56 | SHREDDED | 1 CUP | 113 | 37 | 455 | 28 | 37 | 23.8 | 10.6 | 1.1 |

| Cholesterol (mg) | Carbo-hydrate (g) | Total Dietary Fiber (g) | Calcium (mg) | Iron (mg) | Potassium (mg) | Sodium (mg) | Vitamin A (IU) | Vitamin A (RE) | Thiamine (mg) | Ribo-flavin (mg) | Niacin (mg) | Ascorbic Acid (mg) | Food No. |
|---|---|---|---|---|---|---|---|---|---|---|---|---|---|
| 0 | 36 | 0.3 | 8 | 0.4 | 46 | 5 | 10 | 0 | 0.02 | 0.02 | 0.1 | 90 | 32 |
| 0 | 30 | 0.2 | 20 | 0.5 | 62 | 55 | 35 | 2 | 0.05 | 0.06 | 0.1 | 73 | 33 |
| 0 | 29 | 0.0 | 8 | 0.4 | 13 | 15 | 3 | 0 | 0.01 | 0.01 | 0.1 | 85 | 34 |
| 0 | 29 | 0.3 | 18 | 0.8 | 153 | 35 | 88 | 10 | 0.08 | 0.04 | 0.7 | 115 | 35 |
| 0 | 30 | 0.3 | 13 | 0.7 | 115 | 8 | 1,328 | 133 | 0.08 | 0.05 | 0.5 | 56 | 36 |
| 0 | 26 | 0.2 | 7 | 0.4 | 37 | 7 | 52 | 5 | 0.01 | 0.05 | TR | 10 | 37 |
| 0 | 29 | 0.0 | 29 | 0.1 | 3 | 19 | 0 | 0 | 0.00 | TR | 0.0 | 34 | 38 |
| 0 | 1 | 0.0 | 50 | 0.1 | 0 | 7 | 0 | 0 | 0.00 | 0.00 | 0.0 | 6 | 39 |
| 1 | 18 | 0.2 | 93 | 3.6 | 251 | 125 | 2,751 | 824 | 0.64 | 0.86 | 10.7 | 32 | 40 |
| 34 | 29 | 0.3 | 384 | 3.8 | 620 | 244 | 3,058 | 901 | 0.73 | 1.26 | 10.9 | 34 | 41 |
| 4 | 17 | 0.1 | 79 | 3.5 | 203 | 85 | 2,222 | 668 | 0.62 | 0.75 | 10.2 | 27 | 42 |
| 34 | 28 | 0.0 | 371 | 3.6 | 572 | 204 | 2,531 | 742 | 0.71 | 1.14 | 10.4 | 29 | 43 |
| 0 | 25 | 0.0 | 20 | 0.2 | 69 | 86 | 5 | 0 | 0.08 | 0.01 | 1.9 | 1 | 44 |
| 0 | 1 | 0.0 | 0 | TR | 66 | 5 | 0 | 0 | 0.00 | 0.02 | 0.0 | 0 | 45 |
| 0 | TR | 0.0 | 4 | 0.1 | 16 | 2 | 36 | 4 | 0.02 | 0.01 | 0.0 | 0 | 46 |
| 0 | TR | 0.0 | 4 | 0.1 | 16 | 2 | 0 | 0 | 0.02 | 0.01 | 0.0 | 0 | 47 |
| 0 | TR | 0.0 | 5 | TR | 47 | 7 | 0 | 0 | 0.00 | TR | 0.1 | 0 | 48 |
| 0 | 22 | 0.0 | 5 | 0.1 | 49 | 8 | 0 | 0 | 0.00 | 0.05 | 0.1 | 0 | 49 |
| 0 | 1 | 0.0 | 5 | 0.1 | 40 | 24 | 0 | 0 | 0.00 | 0.01 | 0.1 | 0 | 50 |
| 0 | 0 | 0.0 | 5 | TR | 0 | 7 | 0 | 0 | 0.00 | 0.00 | 0.0 | 0 | 51 |
| 21 | 1 | 0.0 | 150 | 0.1 | 73 | 396 | 204 | 65 | 0.01 | 0.11 | 0.3 | 0 | 52 |
| 27 | TR | 0.0 | 147 | 0.1 | 71 | 320 | 351 | 96 | 0.01 | 0.19 | 0.2 | 0 | 53 |
| 30 | TR | 0.0 | 204 | 0.2 | 28 | 176 | 300 | 79 | 0.01 | 0.11 | TR | 0 | 54 |
| 18 | TR | 0.0 | 123 | 0.1 | 17 | 105 | 180 | 47 | TR | 0.06 | TR | 0 | 55 |
| 119 | 1 | 0.0 | 815 | 0.8 | 111 | 701 | 1,197 | 314 | 0.03 | 0.42 | 0.1 | 0 | 56 |

| Food No. | Food Description | Measure of Edible Portion | Weight (g) | Water (%) | Calories (kcal) | Protein (g) | Total Fat (g) | Fatty Acids: Saturated (g) | Fatty Acids: Monounsaturated (g) | Fatty Acids: Polyunsaturated (g) |
|---|---|---|---|---|---|---|---|---|---|---|
| **DAIRY PRODUCTS (CONTINUED)** | | | | | | | | | | |
| | CHEESE (CONTINUED) | | | | | | | | | |
| | NATURAL (CONTINUED) | | | | | | | | | |
| | COTTAGE | | | | | | | | | |
| | CREAMED (4% FAT) | | | | | | | | | |
| 57 | LARGE CURD | 1 CUP | 225 | 79 | 233 | 28 | 10 | 6.4 | 2.9 | 0.3 |
| 58 | SMALL CURD | 1 CUP | 210 | 79 | 217 | 26 | 9 | 6.0 | 2.7 | 0.3 |
| 59 | WITH FRUIT | 1 CUP | 226 | 72 | 279 | 22 | 8 | 4.9 | 2.2 | 0.2 |
| 60 | LOW FAT (2%) | 1 CUP | 226 | 79 | 203 | 31 | 4 | 2.8 | 1.2 | 0.1 |
| 61 | LOW FAT (1%) | 1 CUP | 226 | 82 | 164 | 28 | 2 | 1.5 | 0.7 | 0.1 |
| 62 | UNCREAMED (DRY CURD, LESS THAN 1/2% FAT) | 1 CUP | 145 | 80 | 123 | 25 | 1 | 0.4 | 0.2 | TR |
| | CREAM | | | | | | | | | |
| 63 | REGULAR | 1 OZ | 28 | 54 | 99 | 2 | 10 | 6.2 | 2.8 | 0.4 |
| 64 | | 1 TBSP | 15 | 54 | 51 | 1 | 5 | 3.2 | 1.4 | 0.2 |
| 65 | LOW FAT | 1 TBSP | 15 | 64 | 35 | 2 | 3 | 1.7 | 0.7 | 0.1 |
| 66 | FAT FREE | 1 TBSP | 16 | 76 | 15 | 2 | TR | 0.1 | 0.1 | TR |
| 67 | FETA | 1 OZ | 28 | 55 | 75 | 4 | 6 | 4.2 | 1.3 | 0.2 |
| 68 | LOW FAT, CHEDDAR OR COLBY | 1 OZ | 28 | 63 | 49 | 7 | 2 | 1.2 | 0.6 | 0.1 |
| | MOZZARELLA, MADE WITH | | | | | | | | | |
| 69 | WHOLE MILK | 1 OZ | 28 | 54 | 80 | 6 | 6 | 3.7 | 1.9 | 0.2 |
| 70 | PART SKIM MILK (LOW MOISTURE) | 1 OZ | 28 | 49 | 79 | 8 | 5 | 3.1 | 1.4 | 0.1 |
| 71 | MUENSTER | 1 OZ | 28 | 42 | 104 | 7 | 9 | 5.4 | 2.5 | 0.2 |
| 72 | NEUFCHATEL | 1 OZ | 28 | 62 | 74 | 3 | 7 | 4.2 | 1.9 | 0.2 |
| 73 | PARMESAN, GRATED | 1 CUP | 100 | 18 | 456 | 42 | 30 | 19.1 | 8.7 | 0.7 |
| 74 | | 1 TBSP | 5 | 18 | 23 | 2 | 2 | 1.0 | 0.4 | TR |
| 75 | | 1 OZ | 28 | 18 | 129 | 12 | 9 | 5.4 | 2.5 | 0.2 |
| 76 | PROVOLONE | 1 OZ | 28 | 41 | 100 | 7 | 8 | 4.8 | 2.1 | 0.2 |
| | RICOTTA, MADE WITH | | | | | | | | | |
| 77 | WHOLE MILK | 1 CUP | 246 | 72 | 428 | 28 | 32 | 20.4 | 8.9 | 0.9 |
| 78 | PART SKIM MILK | 1 CUP | 246 | 74 | 340 | 28 | 19 | 12.1 | 5.7 | 0.6 |
| 79 | SWISS | 1 OZ | 28 | 37 | 107 | 8 | 8 | 5.0 | 2.1 | 0.3 |
| | PASTEURIZED PROCESS CHEESE | | | | | | | | | |
| | AMERICAN | | | | | | | | | |
| 80 | REGULAR | 1 OZ | 28 | 39 | 106 | 6 | 9 | 5.6 | 2.5 | 0.3 |
| 81 | FAT FREE | 1 SLICE | 21 | 57 | 31 | 5 | TR | 0.1 | TR | TR |
| 82 | SWISS | 1 OZ | 28 | 42 | 95 | 7 | 7 | 4.5 | 2.0 | 0.2 |
| 83 | PASTEURIZED PROCESS CHEESE FOOD, AMERICAN | 1 OZ | 28 | 43 | 93 | 6 | 7 | 4.4 | 2.0 | 0.2 |
| 84 | PASTEURIZED PROCESS CHEESE SPREAD, AMERICAN | 1 OZ | 28 | 48 | 82 | 5 | 6 | 3.8 | 1.8 | 0.2 |
| | CREAM, SWEET | | | | | | | | | |
| 85 | HALF AND HALF (CREAM AND MILK) | 1 CUP | 242 | 81 | 315 | 7 | 28 | 17.3 | 8.0 | 1.0 |
| 86 | | 1 TBSP | 15 | 81 | 20 | TR | 2 | 1.1 | 0.5 | 0.1 |
| 87 | LIGHT, COFFEE, OR TABLE | 1 CUP | 240 | 74 | 469 | 6 | 46 | 28.8 | 13.4 | 1.7 |
| 88 | | 1 TBSP | 15 | 74 | 29 | TR | 3 | 1.8 | 0.8 | 0.1 |
| | WHIPPING, UNWHIPPED (VOLUME ABOUT DOUBLE WHEN WHIPPED) | | | | | | | | | |
| 89 | LIGHT | 1 CUP | 239 | 64 | 699 | 5 | 74 | 46.2 | 21.7 | 2.1 |
| 90 | | 1 TBSP | 15 | 64 | 44 | TR | 5 | 2.9 | 1.4 | 0.1 |
| 91 | HEAVY | 1 CUP | 238 | 58 | 821 | 5 | 88 | 54.8 | 25.4 | 3.3 |
| 92 | | 1 TBSP | 15 | 58 | 52 | TR | 6 | 3.5 | 1.6 | 0.2 |

| Cholesterol (mg) | Carbo-hydrate (g) | Total Dietary Fiber (g) | Calcium (mg) | Iron (mg) | Potassium (mg) | Sodium (mg) | Vitamin A (IU) | Vitamin A (RE) | Thiamine (mg) | Ribo-flavin (mg) | Niacin (mg) | Ascorbic Acid (mg) | Food No. |
|---|---|---|---|---|---|---|---|---|---|---|---|---|---|
| 34 | 6 | 0.0 | 135 | 0.3 | 190 | 911 | 367 | 108 | 0.05 | 0.37 | 0.3 | 0 | 57 |
| 31 | 6 | 0.0 | 126 | 0.3 | 177 | 850 | 342 | 101 | 0.04 | 0.34 | 0.3 | 0 | 58 |
| 25 | 30 | 0.0 | 108 | 0.2 | 151 | 915 | 278 | 81 | 0.04 | 0.29 | 0.2 | 0 | 59 |
| 19 | 8 | 0.0 | 155 | 0.4 | 217 | 918 | 158 | 45 | 0.05 | 0.42 | 0.3 | 0 | 60 |
| 10 | 6 | 0.0 | 138 | 0.3 | 193 | 918 | 84 | 25 | 0.05 | 0.37 | 0.3 | 0 | 61 |
| 10 | 3 | 0.0 | 46 | 0.3 | 47 | 19 | 44 | 12 | 0.04 | 0.21 | 0.2 | 0 | 62 |
| 31 | 1 | 0.0 | 23 | 0.3 | 34 | 84 | 405 | 108 | TR | 0.06 | TR | 0 | 63 |
| 16 | TR | 0.0 | 12 | 0.2 | 17 | 43 | 207 | 55 | TR | 0.03 | TR | 0 | 64 |
| 8 | 1 | 0.0 | 17 | 0.3 | 25 | 44 | 108 | 33 | TR | 0.04 | TR | 0 | 65 |
| 1 | 1 | 0.0 | 29 | TR | 25 | 85 | 145 | 44 | 0.01 | 0.03 | TR | 0 | 66 |
| 25 | 1 | 0.0 | 140 | 0.2 | 18 | 316 | 127 | 36 | 0.04 | 0.24 | 0.3 | 0 | 67 |
| 6 | 1 | 0.0 | 118 | 0.1 | 19 | 174 | 66 | 18 | TR | 0.06 | TR | 0 | 68 |
| 22 | 1 | 0.0 | 147 | 0.1 | 19 | 106 | 225 | 68 | TR | 0.07 | TR | 0 | 69 |
| 15 | 1 | 0.0 | 207 | 0.1 | 27 | 150 | 199 | 54 | 0.01 | 0.10 | TR | 0 | 70 |
| 27 | TR | 0.0 | 203 | 0.1 | 38 | 178 | 318 | 90 | TR | 0.09 | TR | 0 | 71 |
| 22 | 1 | 0.0 | 21 | 0.1 | 32 | 113 | 321 | 85 | TR | 0.06 | TR | 0 | 72 |
| 79 | 4 | 0.0 | 1,376 | 1.0 | 107 | 1,862 | 701 | 173 | 0.05 | 0.39 | 0.3 | 0 | 73 |
| 4 | TR | 0.0 | 69 | TR | 5 | 93 | 35 | 9 | TR | 0.02 | TR | 0 | 74 |
| 22 | 1 | 0.0 | 390 | 0.3 | 30 | 528 | 199 | 49 | 0.01 | 0.11 | 0.1 | 0 | 75 |
| 20 | 1 | 0.0 | 214 | 0.1 | 39 | 248 | 231 | 75 | 0.01 | 0.09 | TR | 0 | 76 |
| 124 | 7 | 0.0 | 509 | 0.9 | 257 | 207 | 1,205 | 330 | 0.03 | 0.48 | 0.3 | 0 | 77 |
| 76 | 13 | 0.0 | 669 | 1.1 | 308 | 307 | 1,063 | 278 | 0.05 | 0.46 | 0.2 | 0 | 78 |
| 26 | 1 | 0.0 | 272 | TR | 31 | 74 | 240 | 72 | 0.01 | 0.10 | TR | 0 | 79 |
| 27 | TR | 0.0 | 174 | 0.1 | 46 | 406 | 343 | 82 | 0.01 | 0.10 | TR | 0 | 80 |
| 2 | 3 | 0.0 | 145 | 0.1 | 60 | 321 | 308 | 92 | 0.01 | 0.10 | TR | 0 | 81 |
| 24 | 1 | 0.0 | 219 | 0.2 | 61 | 388 | 229 | 65 | TR | 0.08 | TR | 0 | 82 |
| 18 | 2 | 0.0 | 163 | 0.2 | 79 | 337 | 259 | 62 | 0.01 | 0.13 | TR | 0 | 83 |
| 16 | 2 | 0.0 | 159 | 0.1 | 69 | 381 | 223 | 54 | 0.01 | 0.12 | TR | 0 | 84 |
| 89 | 10 | 0.0 | 254 | 0.2 | 314 | 98 | 1,050 | 259 | 0.08 | 0.36 | 0.2 | 2 | 85 |
| 6 | 1 | 0.0 | 16 | TR | 19 | 6 | 65 | 16 | 0.01 | 0.02 | TR | TR | 86 |
| 159 | 9 | 0.0 | 231 | 0.1 | 292 | 95 | 1,519 | 437 | 0.08 | 0.36 | 0.1 | 2 | 87 |
| 10 | 1 | 0.0 | 14 | TR | 18 | 6 | 95 | 27 | TR | 0.02 | TR | TR | 88 |
| 265 | 7 | 0.0 | 166 | 0.1 | 231 | 82 | 2,694 | 705 | 0.06 | 0.30 | 0.1 | 1 | 89 |
| 17 | TR | 0.0 | 10 | TR | 15 | 5 | 169 | 44 | TR | 0.02 | TR | TR | 90 |
| 326 | 7 | 0.0 | 154 | 0.1 | 179 | 89 | 3,499 | 1,002 | 0.05 | 0.26 | 0.1 | 1 | 91 |
| 21 | TR | 0.0 | 10 | TR | 11 | 6 | 221 | 63 | TR | 0.02 | TR | TR | 92 |

| Food No. | Food Description | Measure of Edible Portion | Weight (g) | Water (%) | Calories (kcal) | Protein (g) | Total Fat (g) | Fatty Acids: Saturated (g) | Fatty Acids: Monounsaturated (g) | Fatty Acids: Polyunsaturated (g) |
|---|---|---|---|---|---|---|---|---|---|---|
| **DAIRY PRODUCTS (CONTINUED)** | | | | | | | | | | |
| 93 | WHIPPED TOPPING (PRESSURIZED) | 1 CUP | 60 | 61 | 154 | 2 | 13 | 8.3 | 3.9 | 0.5 |
| 94 | | 1 TBSP | 3 | 61 | 8 | TR | 1 | 0.4 | 0.2 | TR |
| | CREAM, SOUR | | | | | | | | | |
| 95 | REGULAR | 1 CUP | 230 | 71 | 493 | 7 | 48.0 | 30.0 | 13.9 | 1.8 |
| 96 | | 1 TBSP | 12 | 71 | 26 | TR | 3 | 1.6 | 0.7 | 0.1 |
| 97 | REDUCED FAT | 1 TBSP | 15 | 80 | 20 | TR | 2 | 1.1 | 0.5 | 0.1 |
| 98 | FAT FREE | 1 TBSP | 16 | 81 | 12 | TR | 0 | 0.0 | 0.0 | 0.0 |
| | CREAM PRODUCT, IMITATION (MADE WITH VEGETABLE FAT)* | | | | | | | | | |
| | SWEET | | | | | | | | | |
| | CREAMER | | | | | | | | | |
| 99 | LIQUID (FROZEN) | 1 TBSP | 15 | 77 | 20 | TR | 1 | 0.3 | 1.1 | TR |
| 100 | POWDERED | 1 TSP | 2 | 2 | 11 | TR | 1 | 0.7 | TR | TR |
| | WHIPPED TOPPING | | | | | | | | | |
| 101 | FROZEN | 1 CUP | 75 | 50 | 239 | 1 | 19 | 16.3 | 1.2 | 0.4 |
| 102 | | 1 TBSP | 4 | 50 | 13 | TR | 1 | 0.9 | 0.1 | TR |
| 103 | POWDERED, PREPARED WITH WHOLE MILK | 1 CUP | 80 | 67 | 151 | 3 | 10 | 8.5 | 0.7 | 0.2 |
| 104 | | 1 TBSP | 4 | 67 | 8 | TR | TR | 0.4 | TR | TR |
| 105 | PRESSURIZED | 1 CUP | 70 | 60 | 184 | 1 | 16 | 13.0 | 2.0 | 1.3 |
| 106 | | 1 TBSP | 4 | 60 | 11 | TR | 1 | 0.8 | 0.1 | TR |
| 107 | SOUR DRESSING (FILLED CREAM TYPE, NONBUTTERFAT) | 1 CUP | 235 | 75 | 417 | 8 | 39 | 31.2 | 4.6 | 1.1 |
| 108 | | 1 TBSP | 12 | 75 | 21 | TR | 2 | 1.6 | 0.2 | 0.1 |
| | FROZEN DESSERT | | | | | | | | | |
| | FROZEN YOGURT, SOFT SERVE | | | | | | | | | |
| 109 | CHOCOLATE | 1/2 CUP | 72 | 64 | 115 | 3 | 4 | 2.6 | 1.3 | 0.2 |
| 110 | VANILLA | 1/2 CUP | 72 | 65 | 114 | 3 | 4 | 2.5 | 1.1 | 0.2 |
| | ICE CREAM | | | | | | | | | |
| | REGULAR | | | | | | | | | |
| 111 | CHOCOLATE | 1/2 CUP | 66 | 56 | 143 | 3 | 7 | 4.5 | 2.1 | 0.3 |
| 112 | VANILLA | 1/2 CUP | 66 | 61 | 133 | 2 | 7 | 4.5 | 2.1 | 0.3 |
| 113 | LIGHT (50% REDUCED FAT), VANILLA | 1/2 CUP | 66 | 68 | 92 | 3 | 3 | 1.7 | 0.8 | 0.1 |
| 114 | PREMIUM LOW FAT, CHOCOLATE | 1/2 CUP | 72 | 61 | 113 | 3 | 2 | 1.0 | 0.6 | 0.1 |
| 115 | RICH, VANILLA | 1/2 CUP | 74 | 57 | 178 | 3 | 12 | 7.4 | 3.4 | 0.4 |
| 116 | SOFT SERVE, FRENCH VANILLA. | 1/2 CUP | 86 | 60 | 185 | 4 | 11 | 6.4 | 3.0 | 0.4 |
| 117 | SHERBET, ORANGE | 1/2 CUP | 74 | 66 | 102 | 1 | 1 | 0.9 | 0.4 | 0.1 |
| | MILK | | | | | | | | | |
| | FLUID, NO MILK SOLIDS ADDED | | | | | | | | | |
| 118 | WHOLE (3.3% FAT) | 1 CUP | 244 | 88 | 150 | 8 | 8 | 5.1 | 2.4 | 0.3 |
| 119 | REDUCED FAT (2%) | 1 CUP | 244 | 89 | 121 | 8 | 5 | 2.9 | 1.4 | 0.2 |
| 120 | LOW FAT (1%) | 1 CUP | 244 | 90 | 102 | 8 | 3 | 1.6 | 0.7 | 0.1 |
| 121 | NONFAT (SKIM) | 1 CUP | 245 | 91 | 86 | 8 | TR | 0.3 | 0.1 | TR |
| 122 | BUTTERMILK | 1 CUP | 245 | 90 | 99 | 8 | 2 | 1.3 | 0.6 | 0.1 |
| | CANNED | | | | | | | | | |
| 123 | CONDENSED, SWEETENED | 1 CUP | 306 | 27 | 982 | 24 | 27 | 16.8 | 7.4 | 1.0 |
| | EVAPORATED | | | | | | | | | |
| 124 | WHOLE MILK | 1 CUP | 252 | 74 | 339 | 17 | 19 | 11.6 | 5.9 | 0.6 |
| 125 | SKIM MILK | 1 CUP | 256 | 79 | 199 | 19 | 1 | 0.3 | 0.2 | TR |
| | DRIED | | | | | | | | | |
| 126 | BUTTERMILK | 1 CUP | 120 | 3 | 464 | 41 | 7 | 4.3 | 2.0 | 0.3 |

*The vitamin A values listed for imitation sweet cream products are mostly from beta-carotene added for coloring.

| Cholesterol (mg) | Carbo-hydrate (g) | Total Dietary Fiber (g) | Calcium (mg) | Iron (mg) | Potassium (mg) | Sodium (mg) | Vitamin A (IU) | Vitamin A (RE) | Thiamine (mg) | Ribo-flavin (mg) | Niacin (mg) | Ascorbic Acid (mg) | Food No. |
|---|---|---|---|---|---|---|---|---|---|---|---|---|---|
| 46 | 7 | 0.0 | 61 | TR | 88 | 78 | 506 | 124 | 0.02 | 0.04 | TR | 0 | 93 |
| 2 | TR | 0.0 | 3 | TR | 4 | 4 | 25 | 6 | TR | TR | TR | 0 | 94 |
| 102 | 10 | 0.0 | 268 | 0.1 | 331 | 123 | 1,817 | 449 | 0.08 | 0.34 | 0.2 | 2 | 95 |
| 5 | 1 | 0.0 | 14 | TR | 17 | 6 | 95 | 23 | TR | 0.02 | TR | TR | 96 |
| 6 | 1 | 0.0 | 16 | TR | 19 | 6 | 68 | 17 | 0.01 | 0.02 | TR | TR | 97 |
| 1 | 2 | 0.0 | 20 | 0.0 | 21 | 23 | 100 | 13 | 0.01 | 0.02 | TR | 0 | 98 |
| 0 | 2 | 0.0 | 1 | TR | 29 | 12 | 13* | 1* | 0.00 | 0.00 | 0.0 | 0 | 99 |
| 0 | 1 | 0.0 | TR | TR | 16 | 4 | 4 | TR | 0.00 | TR | 0.0 | 0 | 100 |
| 0 | 17 | 0.0 | 5 | 0.1 | 14 | 19 | 646* | 65* | 0.00 | 0.00 | 0.0 | 0 | 101 |
| 0 | 1 | 0.0 | TR | TR | 1 | 1 | 34* | 3* | 0.00 | 0.00 | 0.0 | 0 | 102 |
| 8 | 13 | 0.0 | 72 | TR | 121 | 53 | 289* | 39* | 0.02 | 0.09 | TR | 1 | 103 |
| TR | 1 | 0.0 | 4 | TR | 6 | 3 | 14* | 2* | TR | TR | TR | TR | 104 |
| 0 | 11 | 0.0 | 4 | TR | 13 | 43 | 331* | 33* | 0.00 | 0.00 | 0.0 | 0 | 105 |
| 0 | 1 | 0.0 | TR | TR | 1 | 2 | 19* | 2* | 0.00 | 0.00 | 0.0 | 0 | 106 |
| 13 | 11 | 0.0 | 266 | 0.1 | 380 | 113 | 24 | 5 | 0.09 | 0.38 | 0.2 | 2 | 107 |
| 1 | 1 | 0.0 | 14 | TR | 19 | 6 | 1 | TR | TR | 0.02 | TR | TR | 108 |
| 4 | 18 | 1.6 | 106 | 0.9 | 188 | 71 | 115 | 31 | 0.03 | 0.15 | 0.2 | TR | 109 |
| 1 | 17 | 0.0 | 103 | 0.2 | 152 | 63 | 153 | 41 | 0.03 | 0.16 | 0.2 | 1 | 110 |
| 22 | 19 | 0.8 | 72 | 0.6 | 164 | 50 | 275 | 79 | 0.03 | 0.13 | 0.1 | TR | 111 |
| 29 | 16 | 0.0 | 84 | 0.1 | 131 | 53 | 270 | 77 | 0.03 | 0.16 | 0.1 | TR | 112 |
| 9 | 15 | 0.0 | 92 | 0.1 | 139 | 56 | 109 | 31 | 0.04 | 0.17 | 0.1 | 1 | 113 |
| 7 | 22 | 0.7 | 107 | 0.4 | 179 | 50 | 163 | 47 | 0.02 | 0.13 | 0.1 | 1 | 114 |
| 45 | 17 | 0.0 | 87 | TR | 118 | 41 | 476 | 136 | 0.03 | 0.12 | 0.1 | 1 | 115 |
| 78 | 19 | 0.0 | 113 | 0.2 | 152 | 52 | 464 | 132 | 0.04 | 0.16 | 0.1 | 1 | 116 |
| 4 | 22 | 0.0 | 40 | 0.1 | 71 | 34 | 56 | 10 | 0.02 | 0.06 | TR | 2 | 117 |
| 33 | 11 | 0.0 | 291 | 0.1 | 370 | 120 | 307 | 76 | 0.09 | 0.40 | 0.2 | 2 | 118 |
| 18 | 12 | 0.0 | 297 | 0.1 | 377 | 122 | 500 | 139 | 0.10 | 0.40 | 0.2 | 2 | 119 |
| 10 | 12 | 0.0 | 300 | 0.1 | 381 | 123 | 500 | 144 | 0.10 | 0.41 | 0.2 | 2 | 120 |
| 4 | 12 | 0.0 | 302 | 0.1 | 406 | 126 | 500 | 149 | 0.09 | 0.34 | 0.2 | 2 | 121 |
| 9 | 12 | 0.0 | 285 | 0.1 | 371 | 257 | 81 | 20 | 0.08 | 0.38 | 0.1 | 2 | 122 |
| 104 | 166 | 0.0 | 868 | 0.6 | 1,136 | 389 | 1,004 | 248 | 0.28 | 1.27 | 0.6 | 8 | 123 |
| 74 | 25 | 0.0 | 657 | 0.5 | 764 | 267 | 612 | 136 | 0.12 | 0.80 | 0.5 | 5 | 124 |
| 9 | 29 | 0.0 | 741 | 0.7 | 849 | 294 | 1,004 | 300 | 0.12 | 0.79 | 0.4 | 3 | 125 |
| 83 | 59 | 0.0 | 1,421 | 0.4 | 1,910 | 621 | 262 | 65 | 0.47 | 1.89 | 1.1 | 7 | 126 |

| Food No. | Food Description | Measure of Edible Portion | Weight (g) | Water (%) | Calories (kcal) | Protein (g) | Total Fat (g) | Fatty Acids: Saturated (g) | Fatty Acids: Monounsaturated (g) | Fatty Acids: Polyunsaturated (g) |
|---|---|---|---|---|---|---|---|---|---|---|
| **DAIRY PRODUCTS (CONTINUED)** | | | | | | | | | | |
| 127 | NONFAT, INSTANT, WITH ADDED VITAMIN A | 1 CUP | 68 | 4 | 244 | 24 | TR | 0.3 | 0.1 | TR |
| | MILK BEVERAGE | | | | | | | | | |
| | CHOCOLATE MILK (COMMERCIAL) | | | | | | | | | |
| 128 | WHOLE | 1 CUP | 250 | 82 | 208 | 8 | 8 | 5.3 | 2.5 | 0.3 |
| 129 | REDUCED FAT (2%) | 1 CUP | 250 | 84 | 179 | 8 | 5 | 3.1 | 1.5 | 0.2 |
| 130 | LOW FAT (1%) | 1 CUP | 250 | 85 | 158 | 8 | 3 | 1.5 | 0.8 | 0.1 |
| 131 | EGGNOG (COMMERCIAL) | 1 CUP | 254 | 74 | 342 | 10 | 19 | 11.3 | 5.7 | 0.9 |
| | MILK SHAKE, THICK | | | | | | | | | |
| 132 | CHOCOLATE | 10.6 FL OZ | 300 | 72 | 356 | 9 | 8 | 5.0 | 2.3 | 0.3 |
| 133 | VANILLA | 11 FL OZ | 313 | 74 | 350 | 12 | 9 | 5.9 | 2.7 | 0.4 |
| | SHERBET. SEE DAIRY PRODUCTS, FROZEN DESSERT | | | | | | | | | |
| | YOGURT | | | | | | | | | |
| | WITH ADDED MILK SOLIDS | | | | | | | | | |
| | MADE WITH LOW FAT MILK | | | | | | | | | |
| 134 | FRUIT FLAVORED | 8-OZ CONTAINER | 227 | 74 | 231 | 10 | 2 | 1.6 | 0.7 | 0.1 |
| 135 | PLAIN | 8-OZ CONTAINER | 227 | 85 | 144 | 12 | 4 | 2.3 | 1.0 | 0.1 |
| | MADE WITH NONFAT MILK | | | | | | | | | |
| 136 | FRUIT FLAVORED | 8-OZ CONTAINER | 227 | 75 | 213 | 10 | TR | 0.3 | 0.1 | TR |
| 137 | PLAIN | 8-OZ CONTAINER | 227 | 85 | 127 | 13 | TR | 0.3 | 0.1 | TR |
| | WITHOUT ADDED MILK SOLIDS | | | | | | | | | |
| 138 | MADE WITH WHOLE MILK, PLAIN | 8-OZ CONTAINER | 227 | 88 | 139 | 8 | 7 | 4.8 | 2.0 | 0.2 |
| 139 | MADE WITH NON-FAT MILK, LOW-CALORIE SWEETENER, VANILLA OR LEMON FLAVOR | 8-OZ CONTAINER | 227 | 87 | 98 | 9 | TR | 0.3 | 0.1 | TR |
| **EGGS** | | | | | | | | | | |
| | EGG | | | | | | | | | |
| | RAW | | | | | | | | | |
| 140 | WHOLE | 1 MEDIUM | 44 | 75 | 66 | 5 | 4 | 1.4 | 1.7 | 0.6 |
| 141 | | 1 LARGE | 50 | 75 | 75 | 6 | 5 | 1.6 | 1.9 | 0.7 |
| 142 | | 1 EXTRA LARGE | 58 | 75 | 86 | 7 | 6 | 1.8 | 2.2 | 0.8 |
| 143 | WHITE | 1 LARGE | 33 | 88 | 17 | 4 | 0 | 0.0 | 0.0 | 0.0 |
| 144 | YOLK | 1 LARGE | 17 | 49 | 59 | 3 | 5 | 1.6 | 1.9 | 0.7 |
| | COOKED, WHOLE | | | | | | | | | |
| 145 | FRIED, IN MARGARINE, WITH SALT | 1 LARGE | 46 | 69 | 92 | 6 | 7 | 1.9 | 2.7 | 1.3 |
| 146 | HARD COOKED, SHELL REMOVED | 1 LARGE | 50 | 75 | 78 | 6 | 5 | 1.6 | 2.0 | 0.7 |
| 147 | | 1 CUP, CHOPPED | 136 | 75 | 211 | 17 | 14 | 4.4 | 5.5 | 1.9 |
| 148 | POACHED, WITH SALT | 1 LARGE | 50 | 75 | 75 | 6 | 5 | 1.5 | 1.9 | 0.7 |
| 149 | SCRAMBLED, IN MARGARINE, WITH WHOLE MILK, SALT | 1 LARGE | 61 | 73 | 101 | 7 | 7 | 2.2 | 2.9 | 1.3 |
| 150 | EGG SUBSTITUTE, LIQUID | 1/4 CUP | 63 | 83 | 53 | 8 | 2 | 0.4 | 0.6 | 1.0 |
| **FATS AND OILS** | | | | | | | | | | |
| | BUTTER (4 STICKS PER LB) | | | | | | | | | |
| 151 | SALTED | 1 STICK | 113 | 16 | 813 | 1 | 92 | 57.3 | 26.6 | 3.4 |
| 152 | | 1 TBSP | 14 | 16 | 102 | TR | 12 | 7.2 | 3.3 | 0.4 |
| 153 | | 1 TSP | 5 | 16 | 36 | TR | 4 | 2.5 | 1.2 | 0.2 |
| 154 | UNSALTED | 1 STICK | 113 | 18 | 813 | 1 | 92 | 57.3 | 26.6 | 3.4 |

| Cholesterol (mg) | Carbo-hydrate (g) | Total Dietary Fiber (g) | Calcium (mg) | Iron (mg) | Potassium (mg) | Sodium (mg) | Vitamin A (IU) | Vitamin A (RE) | Thiamine (mg) | Ribo-flavin (mg) | Niacin (mg) | Ascorbic Acid (mg) | Food No. |
|---|---|---|---|---|---|---|---|---|---|---|---|---|---|
| 12 | 35 | 0.0 | 837 | 0.2 | 1,160 | 373 | 1,612 | 483 | 0.28 | 1.19 | 0.6 | 4 | 127 |
| 31 | 26 | 2.0 | 280 | 0.6 | 417 | 149 | 303 | 73 | 0.09 | 0.41 | 0.3 | 2 | 128 |
| 17 | 26 | 1.3 | 284 | 0.6 | 422 | 151 | 500 | 143 | 0.09 | 0.41 | 0.3 | 2 | 129 |
| 7 | 26 | 1.3 | 287 | 0.6 | 426 | 152 | 500 | 148 | 0.10 | 0.42 | 0.3 | 2 | 130 |
| 149 | 34 | 0.0 | 330 | 0.5 | 420 | 138 | 894 | 203 | 0.09 | 0.48 | 0.3 | 4 | 131 |
| 32 | 63 | 0.9 | 396 | 0.9 | 672 | 333 | 258 | 63 | 0.14 | 0.67 | 0.4 | 0 | 132 |
| 37 | 56 | 0.0 | 457 | 0.3 | 572 | 299 | 357 | 88 | 0.09 | 0.61 | 0.5 | 0 | 133 |
| 10 | 43 | 0.0 | 345 | 0.2 | 442 | 133 | 104 | 25 | 0.08 | 0.40 | 0.2 | 1 | 134 |
| 14 | 16 | 0.0 | 415 | 0.2 | 531 | 159 | 150 | 36 | 0.10 | 0.49 | 0.3 | 2 | 135 |
| 5 | 43 | 0.0 | 345 | 0.2 | 440 | 132 | 16 | 5 | 0.09 | 0.41 | 0.2 | 2 | 136 |
| 4 | 17 | 0.0 | 452 | 0.2 | 579 | 174 | 16 | 5 | 0.11 | 0.53 | 0.3 | 2 | 137 |
| 29 | 11 | 0.0 | 274 | 0.1 | 351 | 105 | 279 | 68 | 0.07 | 0.32 | 0.2 | 1 | 138 |
| 5 | 17 | 0.0 | 325 | 0.3 | 402 | 134 | 0 | 0 | 0.08 | 0.37 | 0.2 | 2 | 139 |
| 187 | 1 | 0.0 | 22 | 0.6 | 53 | 55 | 279 | 84 | 0.03 | 0.22 | TR | 0 | 140 |
| 213 | 1 | 0.0 | 25 | 0.7 | 61 | 63 | 318 | 96 | 0.03 | 0.25 | TR | 0 | 141 |
| 247 | 1 | 0.0 | 28 | 0.8 | 70 | 73 | 368 | 111 | 0.04 | 0.29 | TR | 0 | 142 |
| 0 | TR | 0.0 | 2 | TR | 48 | 55 | 0 | 0 | TR | 0.15 | TR | 0 | 143 |
| 213 | TR | 0.0 | 23 | 0.6 | 16 | 7 | 323 | 97 | 0.03 | 0.11 | TR | 0 | 144 |
| 211 | 1 | 0.0 | 25 | 0.7 | 61 | 162 | 394 | 114 | 0.03 | 0.24 | TR | 0 | 145 |
| 212 | 1 | 0.0 | 25 | 0.6 | 63 | 62 | 280 | 84 | 0.03 | 0.26 | TR | 0 | 146 |
| 577 | 2 | 0.0 | 68 | 1.6 | 171 | 169 | 762 | 228 | 0.09 | 0.70 | 0.1 | 0 | 147 |
| 212 | 1 | 0.0 | 25 | 0.7 | 60 | 140 | 316 | 95 | 0.02 | 0.22 | TR | 0 | 148 |
| 215 | 1 | 0.0 | 43 | 0.7 | 84 | 171 | 416 | 119 | 0.03 | 0.27 | TR | TR | 149 |
| 1 | TR | 0.0 | 33 | 1.3 | 208 | 112 | 1,361 | 136 | 0.07 | 0.19 | 0.1 | 0 | 150 |
| 248 | TR | 0.0 | 27 | 0.2 | 29 | 937 | 3,468 | 855 | 0.01 | 0.04 | TR | 0 | 151 |
| 31 | TR | 0.0 | 3 | TR | 4 | 117 | 434 | 107 | TR | TR | TR | 0 | 152 |
| 11 | TR | 0.0 | 1 | TR | 1 | 41 | 153 | 38 | TR | TR | TR | 0 | 153 |
| 248 | TR | 0.0 | 27 | 0.2 | 29 | 12 | 3,468 | 855 | 0.01 | 0.04 | TR | 0 | 154 |

| Food No. | Food Description | Measure of Edible Portion | Weight (g) | Water (%) | Calories (kcal) | Protein (g) | Total Fat (g) | Fatty Acids: Saturated (g) | Fatty Acids: Monounsaturated (g) | Fatty Acids: Polyunsaturated (g) |
|---|---|---|---|---|---|---|---|---|---|---|
| **FATS AND OILS (CONTINUED)** | | | | | | | | | | |
| 155 | LARD | 1 CUP | 205 | 0 | 1,849 | 0 | 205 | 80.4 | 92.5 | 23.0 |
| 156 | | 1 TBSP | 13 | 0 | 115 | 0 | 13 | 5.0 | 5.8 | 1.4 |
| | MARGARINE, VITAMIN A–FORTIFIED, SALT ADDED | | | | | | | | | |
| | REGULAR (ABOUT 80% FAT) | | | | | | | | | |
| 157 | HARD (4 STICKS PER LB) | 1 STICK | 113 | 16 | 815 | 1 | 91 | 17.9 | 40.6 | 28.8 |
| 158 | | 1 TBSP | 14 | 16 | 101 | TR | 11 | 2.2 | 5.0 | 3.6 |
| 159 | | 1 TSP | 5 | 16 | 34 | TR | 4 | 0.7 | 1.7 | 1.2 |
| 160 | SOFT | 1 CUP | 227 | 16 | 1,626 | 2 | 183 | 31.3 | 64.7 | 78.5 |
| 161 | | 1 TSP | 5 | 16 | 34 | TR | 4 | 0.6 | 1.3 | 1.6 |
| | SPREAD (ABOUT 60% FAT) | | | | | | | | | |
| 162 | HARD (4 STICKS PER LB) | 1 STICK | 115 | 37 | 621 | 1 | 70 | 16.2 | 29.9 | 20.8 |
| 163 | | 1 TBSP | 14 | 37 | 76 | TR | 9 | 2.0 | 3.6 | 2.5 |
| 164 | | 1 TSP | 5 | 37 | 26 | TR | 3 | 0.7 | 1.2 | 0.9 |
| 165 | SOFT | 1 CUP | 229 | 37 | 1,236 | 1 | 139 | 29.3 | 72.1 | 31.6 |
| 166 | | 1 TSP | 5 | 37 | 26 | TR | 3 | 0.6 | 1.5 | 0.7 |
| 167 | SPREAD (ABOUT 40% FAT) | 1 CUP | 232 | 58 | 801 | 1 | 90 | 17.9 | 36.4 | 32.0 |
| 168 | | 1 TSP | 5 | 58 | 17 | TR | 2 | 0.4 | 0.8 | 0.7 |
| 169 | MARGARINE BUTTER BLEND | 1 STICK | 113 | 16 | 811 | 1 | 91 | 32.1 | 37.0 | 18.0 |
| 170 | | 1 TBSP | 14 | 16 | 102 | TR | 11 | 4.0 | 4.7 | 2.3 |
| | OILS, SALAD OR COOKING | | | | | | | | | |
| 171 | CANOLA | 1 CUP | 218 | 0 | 1,927 | 0 | 218 | 15.5 | 128.4 | 64.5 |
| 172 | | 1 TBSP | 14 | 0 | 124 | 0 | 14 | 1.0 | 8.2 | 4.1 |
| 173 | CORN | 1 CUP | 218 | 0 | 1,927 | 0 | 218 | 27.7 | 52.8 | 128.0 |
| 174 | | 1 TBSP | 14 | 0 | 120 | 0 | 14 | 1.7 | 3.3 | 8.0 |
| 175 | OLIVE | 1 CUP | 216 | 0 | 1,909 | 0 | 216 | 29.2 | 159.2 | 18.1 |
| 176 | | 1 TBSP | 14 | 0 | 119 | 0 | 14 | 1.8 | 9.9 | 1.1 |
| 177 | PEANUT | 1 CUP | 216 | 0 | 1,909 | 0 | 216 | 36.5 | 99.8 | 69.1 |
| 178 | | 1 TBSP | 14 | 0 | 119 | 0 | 14 | 2.3 | 6.2 | 4.3 |
| 179 | SAFFLOWER, HIGH OLEIC | 1 CUP | 218 | 0 | 1,927 | 0 | 218 | 13.5 | 162.7 | 31.3 |
| 180 | | 1 TBSP | 14 | 0 | 120 | 0 | 14 | 0.8 | 10.2 | 2.0 |
| 181 | SESAME | 1 CUP | 218 | 0 | 1,927 | 0 | 218 | 31.0 | 86.5 | 90.9 |
| 182 | | 1 TBSP | 14 | 0 | 120 | 0 | 14 | 1.9 | 5.4 | 5.7 |
| 183 | SOYBEAN, HYDROGENATED | 1 CUP | 218 | 0 | 1,927 | 0 | 218 | 32.5 | 93.7 | 82.0 |
| 184 | | 1 TBSP | 14 | 0 | 120 | 0 | 14 | 2.0 | 5.8 | 5.1 |
| 185 | SOYBEAN, HYDROGENATED AND COTTONSEED OIL BLEND | 1 CUP | 218 | 0 | 1,927 | 0 | 218 | 39.2 | 64.3 | 104.9 |
| 186 | | 1 TBSP | 14 | 0 | 120 | 0 | 14 | 2.4 | 4.0 | 6.5 |
| 187 | SUNFLOWER | 1 CUP | 218 | 0 | 1,927 | 0 | 218 | 22.5 | 42.5 | 143.2 |
| 188 | | 1 TBSP | 14 | 0 | 120 | 0 | 14 | 1.4 | 2.7 | 8.9 |
| | SALAD DRESSINGS | | | | | | | | | |
| | COMMERCIAL | | | | | | | | | |
| | BLUE CHEESE | | | | | | | | | |
| 189 | REGULAR | 1 TBSP | 15 | 32 | 77 | 1 | 8 | 1.5 | 1.9 | 4.3 |
| 190 | LOW CALORIE | 1 TBSP | 15 | 80 | 15 | 1 | 1 | 0.4 | 0.3 | 0.4 |
| | CAESAR | | | | | | | | | |
| 191 | REGULAR | 1 TBSP | 15 | 34 | 78 | TR | 8 | 1.3 | 2.0 | 4.8 |
| 192 | LOW CALORIE | 1 TBSP | 15 | 73 | 17 | TR | 1 | 0.1 | 0.2 | 0.4 |
| | FRENCH | | | | | | | | | |
| 193 | REGULAR | 1 TBSP | 16 | 38 | 67 | TR | 6 | 1.5 | 1.2 | 3.4 |
| 194 | LOW CALORIE | 1 TBSP | 16 | 69 | 22 | TR | 1 | 0.1 | 0.2 | 0.6 |

| Cholesterol (mg) | Carbo-hydrate (g) | Total Dietary Fiber (g) | Calcium (mg) | Iron (mg) | Potassium (mg) | Sodium (mg) | Vitamin A (IU) | Vitamin A (RE) | Thiamine (mg) | Ribo-flavin (mg) | Niacin (mg) | Ascorbic Acid (mg) | Food No. |
|---|---|---|---|---|---|---|---|---|---|---|---|---|---|
| 195 | 0 | 0.0 | TR | 0.0 | TR | TR | 0 | 0 | 0.00 | 0.00 | 0.0 | 0 | 155 |
| 12 | 0 | 0.0 | TR | 0.0 | TR | TR | 0 | 0 | 0.00 | 0.00 | 0.0 | 0 | 156 |
| 0 | 1 | 0.0 | 34 | 0.1 | 48 | 1,070 | 4,050 | 906 | 0.01 | 0.04 | TR | TR | 157 |
| 0 | TR | 0.0 | 4 | TR | 6 | 132 | 500 | 112 | TR | 0.01 | TR | TR | 158 |
| 0 | TR | 0.0 | 1 | TR | 2 | 44 | 168 | 38 | TR | TR | TR | TR | 159 |
| 0 | 1 | 0.0 | 60 | 0.0 | 86 | 2,449 | 8,106 | 1,814 | 0.02 | 0.07 | TR | TR | 160 |
| 0 | TR | 0.0 | 1 | 0.0 | 2 | 51 | 168 | 38 | TR | TR | TR | TR | 161 |
| 0 | 0 | 0.0 | 24 | 0.0 | 34 | 1,143 | 4,107 | 919 | 0.01 | 0.03 | TR | TR | 162 |
| 0 | 0 | 0.0 | 3 | 0.0 | 4 | 139 | 500 | 112 | TR | TR | TR | TR | 163 |
| 0 | 0 | 0.0 | 1 | 0.0 | 1 | 48 | 171 | 38 | TR | TR | TR | TR | 164 |
| 0 | 0 | 0.0 | 48 | 0.0 | 68 | 2,276 | 8,178 | 1,830 | 0.02 | 0.06 | TR | TR | 165 |
| 0 | 0 | 0.0 | 1 | 0.0 | 1 | 48 | 171 | 38 | TR | TR | TR | TR | 166 |
| 0 | 1 | 0.0 | 41 | 0.0 | 59 | 2,226 | 8,285 | 1,854 | 0.01 | 0.05 | TR | TR | 167 |
| 0 | TR | 0.0 | 1 | 0.0 | 1 | 46 | 171 | 38 | TR | TR | TR | TR | 168 |
| 99 | 1 | 0.0 | 32 | 0.1 | 41 | 1,014 | 4,035 | 903 | 0.01 | 0.04 | TR | TR | 169 |
| 12 | TR | 0.0 | 4 | TR | 5 | 127 | 507 | 113 | TR | TR | TR | TR | 170 |
| 0 | 0 | 0.0 | 0 | 0.0 | 0 | 0 | 0 | 0 | 0.00 | 0.00 | 0.0 | 0 | 171 |
| 0 | 0 | 0.0 | 0 | 0.0 | 0 | 0 | 0 | 0 | 0.00 | 0.00 | 0.0 | 0 | 172 |
| 0 | 0 | 0.0 | 0 | 0.0 | 0 | 0 | 0 | 0 | 0.00 | 0.00 | 0.0 | 0 | 173 |
| 0 | 0 | 0.0 | 0 | 0.0 | 0 | 0 | 0 | 0 | 0.00 | 0.00 | 0.0 | 0 | 174 |
| 0 | 0 | 0.0 | TR | 0.8 | 0 | TR | 0 | 0 | 0.00 | 0.00 | 0.0 | 0 | 175 |
| 0 | 0 | 0.0 | TR | 0.1 | 0 | TR | 0 | 0 | 0.00 | 0.00 | 0.0 | 0 | 176 |
| 0 | 0 | 0.0 | TR | 0.1 | TR | TR | 0 | 0 | 0.00 | 0.00 | 0.0 | 0 | 177 |
| 0 | 0 | 0.0 | TR | TR | TR | TR | 0 | 0 | 0.00 | 0.00 | 0.0 | 0 | 178 |
| 0 | 0 | 0.0 | 0 | 0.0 | 0 | 0 | 0 | 0 | 0.00 | 0.00 | 0.0 | 0 | 179 |
| 0 | 0 | 0.0 | 0 | 0.0 | 0 | 0 | 0 | 0 | 0.00 | 0.00 | 0.0 | 0 | 180 |
| 0 | 0 | 0.0 | 0 | 0.0 | 0 | 0 | 0 | 0 | 0.00 | 0.00 | 0.0 | 0 | 181 |
| 0 | 0 | 0.0 | 0 | 0.0 | 0 | 0 | 0 | 0 | 0.00 | 0.00 | 0.0 | 0 | 182 |
| 0 | 0 | 0.0 | 0 | 0.0 | 0 | 0 | 0 | 0 | 0.00 | 0.00 | 0.0 | 0 | 183 |
| 0 | 0 | 0.0 | 0 | 0.0 | 0 | 0 | 0 | 0 | 0.00 | 0.00 | 0.0 | 0 | 184 |
| 0 | 0 | 0.0 | 0 | 0.0 | 0 | 0 | 0 | 0 | 0.00 | 0.00 | 0.0 | 0 | 185 |
| 0 | 0 | 0.0 | 0 | 0.0 | 0 | 0 | 0 | 0 | 0.00 | 0.00 | 0.0 | 0 | 186 |
| 0 | 0 | 0.0 | 0 | 0.0 | 0 | 0 | 0 | 0 | 0.00 | 0.00 | 0.0 | 0 | 187 |
| 0 | 0 | 0.0 | 0 | 0.0 | 0 | 0 | 0 | 0 | 0.00 | 0.00 | 0.0 | 0 | 188 |
| 3 | 1 | 0.0 | 12 | TR | 6 | 167 | 32 | 10 | TR | 0.02 | TR | TR | 189 |
| TR | TR | 0.0 | 14 | 0.1 | 1 | 184 | 2 | TR | TR | 0.02 | TR | TR | 190 |
| TR | TR | TR | 4 | TR | 4 | 158 | 3 | TR | TR | TR | TR | 0 | 191 |
| TR | 3 | TR | 4 | TR | 4 | 162 | 3 | TR | TR | TR | TR | 0 | 192 |
| 0 | 3 | 0.0 | 2 | 0.1 | 12 | 214 | 203 | 20 | TR | TR | TR | 0 | 193 |
| 0 | 4 | 0.0 | 2 | 0.1 | 13 | 128 | 212 | 21 | 0.00 | 0.00 | 0.0 | 0 | 194 |

| Food No. | Food Description | Measure of Edible Portion | Weight (g) | Water (%) | Calories (kcal) | Protein (g) | Total Fat (g) | Fatty Acids: Saturated (g) | Fatty Acids: Monounsaturated (g) | Fatty Acids: Polyunsaturated (g) |
|---|---|---|---|---|---|---|---|---|---|---|
| **FATS AND OILS (CONTINUED)** | | | | | | | | | | |
| | ITALIAN | | | | | | | | | |
| 195 | REGULAR | 1 TBSP | 15 | 38 | 69 | TR | 7 | 1.0 | 1.6 | 4.1 |
| 196 | LOW CALORIE | 1 TBSP | 15 | 82 | 16 | TR | 1 | 0.2 | 0.3 | 0.9 |
| | MAYONNAISE | | | | | | | | | |
| 197 | REGULAR | 1 TBSP | 14 | 15 | 99 | TR | 11 | 1.6 | 3.1 | 5.7 |
| 198 | LIGHT, CHOLESTEROL FREE | 1 TBSP | 15 | 56 | 49 | TR | 5 | 0.7 | 1.1 | 2.8 |
| 199 | FAT FREE | 1 TBSP | 16 | 84 | 12 | 0 | TR | 0.1 | 0.1 | 0.2 |
| | RUSSIAN | | | | | | | | | |
| 200 | REGULAR | 1 TBSP | 15 | 35 | 76 | TR | 8 | 1.1 | 1.8 | 4.5 |
| 201 | LOW CALORIE | 1 TBSP | 16 | 65 | 23 | TR | 1 | 0.1 | 0.1 | 0.4 |
| | THOUSAND ISLAND | | | | | | | | | |
| 202 | REGULAR | 1 TBSP | 16 | 46 | 59 | TR | 6 | 0.9 | 1.3 | 3.1 |
| 203 | LOW CALORIE | 1 TBSP | 15 | 69 | 24 | TR | 2 | 0.2 | 0.4 | 0.9 |
| | PREPARED FROM HOME RECIPE | | | | | | | | | |
| 204 | COOKED, MADE WITH MARGARINE | 1 TBSP | 16 | 69 | 25 | 1 | 2 | 0.5 | 0.6 | 0.3 |
| 205 | FRENCH | 1 TBSP | 14 | 24 | 88 | TR | 10 | 1.8 | 2.9 | 4.7 |
| 206 | VINEGAR AND OIL | 1 TBSP | 16 | 47 | 70 | 0 | 8 | 1.4 | 2.3 | 3.8 |
| 207 | SHORTENING (HYDROGENATED SOYBEAN AND COTTONSEED OILS) | 1 CUP | 205 | 0 | 1,812 | 0 | 205 | 51.3 | 91.2 | 53.5 |
| 208 | | 1 TBSP | 13 | 0 | 113 | 0 | 13 | 3.2 | 5.7 | 3.3 |
| **FISH AND SHELLFISH** | | | | | | | | | | |
| 209 | CATFISH, BREADED, FRIED | 3 OZ | 85 | 59 | 195 | 15 | 11 | 2.8 | 4.8 | 2.8 |
| | CLAM | | | | | | | | | |
| 210 | RAW, MEAT ONLY | 3 OZ | 85 | 82 | 63 | 11 | 1 | 0.1 | 0.1 | 0.2 |
| 211 | | 1 MEDIUM | 15 | 82 | 11 | 2 | TR | TR | TR | TR |
| 212 | BREADED, FRIED | 3/4 CUP | 115 | 29 | 451 | 13 | 26 | 6.6 | 11.4 | 6.8 |
| 213 | CANNED, DRAINED SOLIDS | 3 OZ | 85 | 64 | 126 | 22 | 2 | 0.2 | 0.1 | 0.5 |
| 214 | | 1 CUP | 160 | 64 | 237 | 41 | 3 | 0.3 | 0.3 | 0.9 |
| | COD | | | | | | | | | |
| 215 | BAKED OR BROILED | 3 OZ | 85 | 76 | 89 | 20 | 1 | 0.1 | 0.1 | 0.3 |
| 216 | | 1 FILLET | 90 | 76 | 95 | 21 | 1 | 0.1 | 0.1 | 0.3 |
| 217 | CANNED, SOLIDS AND LIQUID | 3 OZ | 85 | 76 | 89 | 19 | 1 | 0.1 | 0.1 | 0.2 |
| | CRAB | | | | | | | | | |
| | ALASKA KING | | | | | | | | | |
| 218 | STEAMED | 1 LEG | 134 | 78 | 130 | 26 | 2 | 0.2 | 0.2 | 0.7 |
| 219 | | 3 OZ | 85 | 78 | 82 | 16 | 1 | 0.1 | 0.2 | 0.5 |
| 220 | IMITATION, FROM SURIMI | 3 OZ | 85 | 74 | 87 | 10 | 1 | 0.2 | 0.2 | 0.6 |
| | BLUE | | | | | | | | | |
| 221 | STEAMED | 3 OZ | 85 | 77 | 87 | 17 | 2 | 0.2 | 0.2 | 0.6 |
| 222 | CANNED CRABMEAT | 1 CUP | 135 | 76 | 134 | 28 | 2 | 0.3 | 0.3 | 0.6 |
| 223 | CRAB CAKE, WITH EGG, ONION, FRIED IN MARGARINE | 1 CAKE | 60 | 71 | 93 | 12 | 5 | 0.9 | 1.7 | 1.4 |
| 224 | FISH FILLET, BATTERED OR BREADED, FRIED | 1 FILLET | 91 | 54 | 211 | 13 | 11 | 2.6 | 2.3 | 5.7 |
| 225 | FISH STICK AND PORTION, BREADED, FROZEN, REHEATED | 1 STICK (4″ × 1″ × 1/2″) | 28 | 46 | 76 | 4 | 3 | 0.9 | 1.4 | 0.9 |
| 226 | | 1 PORTION (4″ × 2″ × 1/2″) | 57 | 46 | 155 | 9 | 7 | 1.8 | 2.9 | 1.8 |
| 227 | FLOUNDER OR SOLE, BAKED OR BROILED | 3 OZ | 85 | 73 | 99 | 21 | 1 | 0.3 | 0.2 | 0.5 |
| 228 | | 1 FILLET | 127 | 73 | 149 | 31 | 2 | 0.5 | 0.3 | 0.8 |

| Cholesterol (mg) | Carbo-hydrate (g) | Total Dietary Fiber (g) | Calcium (mg) | Iron (mg) | Potassium (mg) | Sodium (mg) | Vitamin A (IU) | Vitamin A (RE) | Thiamine (mg) | Ribo-flavin (mg) | Niacin (mg) | Ascorbic Acid (mg) | Food No. |
|---|---|---|---|---|---|---|---|---|---|---|---|---|---|
| 0 | 1 | 0.0 | 1 | TR | 2 | 116 | 11 | 4 | TR | TR | TR | 0 | 195 |
| 1 | 1 | TR | TR | TR | 2 | 118 | 0 | 0 | 0.00 | 0.00 | 0.0 | 0 | 196 |
| 8 | TR | 0.0 | 2 | 0.1 | 5 | 78 | 39 | 12 | 0.00 | 0.00 | TR | 0 | 197 |
| 0 | 1 | 0.0 | 0 | 0.0 | 10 | 107 | 18 | 2 | 0.00 | 0.00 | 0.0 | 0 | 198 |
| 0 | 2 | 0.6 | 0 | 0.0 | 15 | 190 | 0 | 0 | 0.00 | 0.00 | 0.0 | 0 | 199 |
| 3 | 2 | 0.0 | 3 | 0.1 | 24 | 133 | 106 | 32 | 0.01 | 0.01 | 0.1 | 1 | 200 |
| 1 | 4 | TR | 3 | 0.1 | 26 | 141 | 9 | 3 | TR | TR | TR | 1 | 201 |
| 4 | 2 | 0.0 | 2 | 0.1 | 18 | 109 | 50 | 15 | TR | TR | TR | 0 | 202 |
| 2 | 2 | 0.2 | 2 | 0.1 | 17 | 153 | 49 | 15 | TR | TR | TR | 0 | 203 |
| 9 | 2 | 0.0 | 13 | 0.1 | 19 | 117 | 66 | 20 | 0.01 | 0.02 | TR | TR | 204 |
| 0 | TR | 0.0 | 1 | TR | 3 | 92 | 72 | 22 | TR | TR | TR | TR | 205 |
| 0 | TR | 0.0 | 0 | 0.0 | 1 | TR | 0 | 0 | 0.00 | 0.00 | 0.0 | 0 | 206 |
| 0 | 0 | 0.0 | 0 | 0.0 | 0 | 0 | 0 | 0 | 0.00 | 0.00 | 0.0 | 0 | 207 |
| 0 | 0 | 0.0 | 0 | 0.0 | 0 | 0 | 0 | 0 | 0.00 | 0.00 | 0.0 | 0 | 208 |
| 69 | 7 | 0.6 | 37 | 1.2 | 289 | 238 | 24 | 7 | 0.06 | 0.11 | 1.9 | 0 | 209 |
| 29 | 2 | 0.0 | 39 | 11.9 | 267 | 48 | 255 | 77 | 0.07 | 0.18 | 1.5 | 11 | 210 |
| 5 | TR | 0.0 | 7 | 2.0 | 46 | 8 | 44 | 13 | 0.01 | 0.03 | 0.3 | 2 | 211 |
| 87 | 39 | 0.3 | 21 | 3.0 | 266 | 834 | 122 | 37 | 0.21 | 0.26 | 2.9 | 0 | 212 |
| 57 | 4 | 0.0 | 78 | 23.8 | 534 | 95 | 485 | 145 | 0.13 | 0.36 | 2.9 | 19 | 213 |
| 107 | 8 | 0.0 | 147 | 44.7 | 1,005 | 179 | 912 | 274 | 0.24 | 0.68 | 5.4 | 35 | 214 |
| 40 | 0 | 0.0 | 8 | 0.3 | 439 | 77 | 27 | 9 | 0.02 | 0.04 | 2.1 | 3 | 215 |
| 42 | 0 | 0.0 | 8 | 0.3 | 465 | 82 | 29 | 9 | 0.02 | 0.05 | 2.2 | 3 | 216 |
| 47 | 0 | 0.0 | 18 | 0.4 | 449 | 185 | 39 | 12 | 0.07 | 0.07 | 2.1 | 1 | 217 |
| 71 | 0 | 0.0 | 79 | 1.0 | 351 | 1,436 | 39 | 12 | 0.07 | 0.07 | 1.8 | 10 | 218 |
| 45 | 0 | 0.0 | 50 | 0.6 | 223 | 911 | 25 | 8 | 0.05 | 0.05 | 1.1 | 6 | 219 |
| 17 | 9 | 0.0 | 11 | 0.3 | 77 | 715 | 56 | 17 | 0.03 | 0.02 | 0.2 | 0 | 220 |
| 85 | 0 | 0.0 | 88 | 0.8 | 275 | 237 | 5 | 2 | 0.09 | 0.04 | 2.8 | 3 | 221 |
| 120 | 0 | 0.0 | 136 | 1.1 | 505 | 450 | 7 | 3 | 0.11 | 0.11 | 1.8 | 4 | 222 |
| 90 | TR | 0.0 | 63 | 0.6 | 194 | 198 | 151 | 49 | 0.05 | 0.05 | 1.7 | 2 | 223 |
| 31 | 15 | 0.5 | 16 | 1.9 | 291 | 484 | 35 | 11 | 0.10 | 0.10 | 1.9 | 0 | 224 |
| 31 | 7 | 0.0 | 6 | 0.2 | 73 | 163 | 30 | 9 | 0.04 | 0.05 | 0.6 | 0 | 225 |
| 64 | 14 | 0.0 | 11 | 0.4 | 149 | 332 | 60 | 18 | 0.07 | 0.10 | 1.2 | 0 | 226 |
| 58 | 0 | 0.0 | 15 | 0.3 | 292 | 89 | 32 | 9 | 0.07 | 0.10 | 1.9 | 0 | 227 |
| 86 | 0 | 0.0 | 23 | 0.4 | 437 | 133 | 48 | 14 | 0.10 | 0.14 | 2.8 | 0 | 228 |

| Food No. | Food Description | Measure of Edible Portion | Weight (g) | Water (%) | Calories (kcal) | Protein (g) | Total Fat (g) | Fatty Acids: Saturated (g) | Fatty Acids: Monounsaturated (g) | Fatty Acids: Polyunsaturated (g) |
|---|---|---|---|---|---|---|---|---|---|---|
| **FISH AND SHELLFISH (CONTINUED)** | | | | | | | | | | |
| 229 | HADDOCK, BAKED OR BROILED | 3 OZ | 85 | 74 | 95 | 21 | 1 | 0.1 | 0.1 | 0.3 |
| 230 | | 1 FILLET | 150 | 74 | 168 | 36 | 1 | 0.3 | 0.2 | 0.5 |
| 231 | HALIBUT, BAKED OR BROILED | 3 OZ | 85 | 72 | 119 | 23 | 2 | 0.4 | 0.8 | 0.8 |
| 232 | | 1/2 FILLET | 159 | 72 | 223 | 42 | 5 | 0.7 | 1.5 | 1.5 |
| 233 | HERRING, PICKLED | 3 OZ | 85 | 55 | 223 | 12 | 15 | 2.0 | 10.2 | 1.4 |
| 234 | LOBSTER, STEAMED | 3 OZ | 85 | 76 | 83 | 17 | 1 | 0.1 | 0.1 | 0.1 |
| 235 | OCEAN PERCH, BAKED OR BROILED | 3 OZ | 85 | 73 | 103 | 20 | 2 | 0.3 | 0.7 | 0.5 |
| 236 | | 1 FILLET | 50 | 73 | 61 | 12 | 1 | 0.2 | 0.4 | 0.3 |
| | OYSTER | | | | | | | | | |
| 237 | RAW, MEAT ONLY | 1 CUP | 248 | 85 | 169 | 17 | 6 | 1.9 | 0.8 | 2.4 |
| 238 | | 6 MEDIUM | 84 | 85 | 57 | 6 | 2 | 0.6 | 0.3 | 0.8 |
| 239 | BREADED, FRIED | 3 OZ | 85 | 65 | 167 | 7 | 11 | 2.7 | 4.0 | 2.8 |
| 240 | POLLOCK, BAKED OR BROILED | 3 OZ | 85 | 74 | 96 | 20 | 1 | 0.2 | 0.1 | 0.4 |
| 241 | | 1 FILLET | 60 | 74 | 68 | 14 | 1 | 0.1 | 0.1 | 0.3 |
| 242 | ROCKFISH, BAKED OR BROILED | 3 OZ | 85 | 73 | 103 | 20 | 2 | 0.4 | 0.4 | 0.5 |
| 243 | | 1 FILLET | 149 | 73 | 180 | 36 | 3 | 0.7 | 0.7 | 0.9 |
| 244 | ROUGHY, ORANGE, BAKED OR BROILED | 3 OZ | 85 | 69 | 76 | 16 | 1 | TR | 0.5 | TR |
| | SALMON | | | | | | | | | |
| 245 | BAKED OR BROILED (RED) | 3 OZ | 85 | 62 | 184 | 23 | 9 | 1.6 | 4.5 | 2.0 |
| 246 | | 1/2 FILLET | 155 | 62 | 335 | 42 | 17 | 3.0 | 8.2 | 3.7 |
| 247 | CANNED (PINK), SOLIDS AND LIQUID (INCLUDES BONES) | 3 OZ | 85 | 69 | 118 | 17 | 5 | 1.3 | 1.5 | 1.7 |
| 248 | SMOKED (CHINOOK) | 3 OZ | 85 | 72 | 99 | 16 | 4 | 0.8 | 1.7 | 0.8 |
| 249 | SARDINE, ATLANTIC, CANNED IN OIL, DRAINED SOLIDS (INCLUDES BONES) | 3 OZ | 85 | 60 | 177 | 21 | 10 | 1.3 | 3.3 | 4.4 |
| | SCALLOP, COOKED | | | | | | | | | |
| 250 | BREADED, FRIED | 6 LARGE | 93 | 58 | 200 | 17 | 10 | 2.5 | 4.2 | 2.7 |
| 251 | STEAMED | 3 OZ | 85 | 73 | 95 | 20 | 1 | 0.1 | 0.1 | 0.4 |
| | SHRIMP | | | | | | | | | |
| 252 | BREADED, FRIED | 3 OZ | 85 | 53 | 206 | 18 | 10 | 1.8 | 3.2 | 4.3 |
| 253 | | 6 LARGE | 45 | 53 | 109 | 10 | 6 | 0.9 | 1.7 | 2.3 |
| 254 | CANNED, DRAINED SOLIDS | 3 OZ | 85 | 73 | 102 | 20 | 2 | 0.3 | 0.2 | 0.6 |
| 255 | SWORDFISH, BAKED OR BROILED | 3 OZ | 85 | 69 | 132 | 22 | 4 | 1.2 | 1.7 | 1.0 |
| 256 | | 1 PIECE | 106 | 69 | 164 | 27 | 5 | 1.5 | 2.1 | 1.3 |
| 257 | TROUT, BAKED OR BROILED | 3 OZ | 85 | 68 | 144 | 21 | 6 | 1.8 | 1.8 | 2.0 |
| 258 | | 1 FILLET | 71 | 68 | 120 | 17 | 5 | 1.5 | 1.5 | 1.7 |
| | TUNA | | | | | | | | | |
| 259 | BAKED OR BROILED | 3 OZ | 85 | 63 | 118 | 25 | 1 | 0.3 | 0.2 | 0.3 |
| | CANNED, DRAINED SOLIDS | | | | | | | | | |
| 260 | OIL PACK, CHUNK LIGHT | 3 OZ | 85 | 60 | 168 | 25 | 7 | 1.3 | 2.5 | 2.5 |
| 261 | WATER PACK, CHUNK LIGHT | 3 OZ | 85 | 75 | 99 | 22 | 1 | 0.2 | 0.1 | 0.3 |
| 262 | WATER PACK, SOLID WHITE | 3 OZ | 85 | 73 | 109 | 20 | 3 | 0.7 | 0.7 | 0.9 |
| 263 | TUNA SALAD: LIGHT TUNA IN OIL, PICKLE RELISH, MAYO-TYPE SALAD DRESSING | 1 CUP | 205 | 63 | 383 | 33 | 19 | 3.2 | 5.9 | 8.5 |
| **FRUITS AND FRUIT JUICES** | | | | | | | | | | |
| | APPLES | | | | | | | | | |
| | RAW | | | | | | | | | |
| 264 | UNPEELED, 2 3/4″ DIA (ABOUT 3 PER LB) | 1 APPLE | 138 | 84 | 81 | TR | TR | 0.1 | TR | 0.1 |

| Cholesterol (mg) | Carbo-hydrate (g) | Total Dietary Fiber (g) | Calcium (mg) | Iron (mg) | Potassium (mg) | Sodium (mg) | Vitamin A (IU) | Vitamin A (RE) | Thiamine (mg) | Ribo-flavin (mg) | Niacin (mg) | Ascorbic Acid (mg) | Food No. |
|---|---|---|---|---|---|---|---|---|---|---|---|---|---|
| 63 | 0 | 0.0 | 36 | 1.1 | 339 | 74 | 54 | 16 | 0.03 | 0.04 | 3.9 | 0 | 229 |
| 111 | 0 | 0.0 | 63 | 2.0 | 599 | 131 | 95 | 29 | 0.06 | 0.07 | 6.9 | 0 | 230 |
| 35 | 0 | 0.0 | 51 | 0.9 | 490 | 59 | 152 | 46 | 0.06 | 0.08 | 6.1 | 0 | 231 |
| 65 | 0 | 0.0 | 95 | 1.7 | 916 | 110 | 285 | 86 | 0.11 | 0.14 | 11.3 | 0 | 232 |
| 11 | 8 | 0.0 | 65 | 1.0 | 59 | 740 | 732 | 219 | 0.03 | 0.12 | 2.8 | 0 | 233 |
| 61 | 1 | 0.0 | 52 | 0.3 | 299 | 323 | 74 | 22 | 0.01 | 0.06 | 0.9 | 0 | 234 |
| 46 | 0 | 0.0 | 116 | 1.0 | 298 | 82 | 39 | 12 | 0.11 | 0.11 | 2.1 | 1 | 235 |
| 27 | 0 | 0.0 | 69 | 0.6 | 175 | 48 | 23 | 7 | 0.07 | 0.07 | 1.2 | TR | 236 |
| 131 | 10 | 0.0 | 112 | 16.5 | 387 | 523 | 248 | 74 | 0.25 | 0.24 | 3.4 | 9 | 237 |
| 45 | 3 | 0.0 | 38 | 5.6 | 131 | 177 | 84 | 25 | 0.08 | 0.08 | 1.2 | 3 | 238 |
| 69 | 10 | 0.2 | 53 | 5.9 | 207 | 354 | 257 | 77 | 0.13 | 0.17 | 1.4 | 3 | 239 |
| 82 | 0 | 0.0 | 5 | 0.2 | 329 | 99 | 65 | 20 | 0.06 | 0.06 | 1.4 | 0 | 240 |
| 58 | 0 | 0.0 | 4 | 0.2 | 232 | 70 | 46 | 14 | 0.04 | 0.05 | 1.0 | 0 | 241 |
| 37 | 0 | 0.0 | 10 | 0.5 | 442 | 65 | 186 | 56 | 0.04 | 0.07 | 3.3 | 0 | 242 |
| 66 | 0 | 0.0 | 18 | 0.8 | 775 | 115 | 326 | 98 | 0.07 | 0.13 | 5.8 | 0 | 243 |
| 22 | 0 | 0.0 | 32 | 0.2 | 327 | 69 | 69 | 20 | 0.10 | 0.16 | 3.1 | 0 | 244 |
| 74 | 0 | 0.0 | 6 | 0.5 | 319 | 56 | 178 | 54 | 0.18 | 0.15 | 5.7 | 0 | 245 |
| 135 | 0 | 0.0 | 11 | 0.9 | 581 | 102 | 324 | 98 | 0.33 | 0.27 | 10.3 | 0 | 246 |
| 47 | 0 | 0.0 | 181 | 0.7 | 277 | 471 | 47 | 14 | 0.02 | 0.16 | 5.6 | 0 | 247 |
| 20 | 0 | 0.0 | 9 | 0.7 | 149 | 666 | 75 | 22 | 0.02 | 0.09 | 4.0 | 0 | 248 |
| 121 | 0 | 0.0 | 325 | 2.5 | 337 | 429 | 190 | 57 | 0.07 | 0.19 | 4.5 | 0 | 249 |
| 57 | 9 | 0.2 | 39 | 0.8 | 310 | 432 | 70 | 20 | 0.04 | 0.10 | 1.4 | 2 | 250 |
| 45 | 3 | 0.0 | 98 | 2.6 | 405 | 225 | 85 | 26 | 0.09 | 0.05 | 1.1 | 0 | 251 |
| 150 | 10 | 0.3 | 57 | 1.1 | 191 | 292 | 161 | 48 | 0.11 | 0.12 | 2.6 | 1 | 252 |
| 80 | 5 | 0.2 | 30 | 0.6 | 101 | 155 | 85 | 25 | 0.06 | 0.06 | 1.4 | 1 | 253 |
| 147 | 1 | 0.0 | 50 | 2.3 | 179 | 144 | 51 | 15 | 0.02 | 0.03 | 2.3 | 2 | 254 |
| 43 | 0 | 0.0 | 5 | 0.9 | 314 | 98 | 116 | 35 | 0.04 | 0.10 | 10.0 | 1 | 255 |
| 53 | 0 | 0.0 | 6 | 1.1 | 391 | 122 | 145 | 43 | 0.05 | 0.12 | 12.5 | 1 | 256 |
| 58 | 0 | 0.0 | 73 | 0.3 | 375 | 36 | 244 | 73 | 0.20 | 0.07 | 7.5 | 3 | 257 |
| 48 | 0 | 0.0 | 61 | 0.2 | 313 | 30 | 204 | 61 | 0.17 | 0.06 | 6.2 | 2 | 258 |
| 49 | 0 | 0.0 | 18 | 0.8 | 484 | 40 | 58 | 17 | 0.43 | 0.05 | 10.1 | 1 | 259 |
| 15 | 0 | 0.0 | 11 | 1.2 | 176 | 301 | 66 | 20 | 0.03 | 0.10 | 10.5 | 0 | 260 |
| 26 | 0 | 0.0 | 9 | 1.3 | 201 | 287 | 48 | 14 | 0.03 | 0.06 | 11.3 | 0 | 261 |
| 36 | 0 | 0.0 | 12 | 0.8 | 201 | 320 | 16 | 5 | 0.01 | 0.04 | 4.9 | 0 | 262 |
| 27 | 19 | 0.0 | 35 | 2.1 | 365 | 824 | 199 | 55 | 0.06 | 0.14 | 13.7 | 5 | 263 |
| 0 | 21 | 3.7 | 10 | 0.2 | 159 | 0 | 73 | 7 | 0.02 | 0.02 | 0.1 | 8 | 264 |

| Food No. | Food Description | Measure of Edible Portion | Weight (g) | Water (%) | Calories (kcal) | Protein (g) | Total Fat (g) | Fatty Acids: Satu-rated (g) | Fatty Acids: Mono-unsatu-rated (g) | Fatty Acids: Poly-unsatu-rated (g) |
|---|---|---|---|---|---|---|---|---|---|---|
| **FRUITS AND FRUIT JUICES (CONTINUED)** | | | | | | | | | | |
| 265 | PEELED, SLICED | 1 CUP | 110 | 84 | 63 | TR | TR | 0.1 | TR | 0.1 |
| 266 | DRIED (SODIUM BISULFITE USED TO PRESERVE COLOR) | 5 RINGS | 32 | 32 | 78 | TR | TR | TR | TR | TR |
| 267 | APPLE JUICE, BOTTLED OR CANNED | 1 CUP | 248 | 88 | 117 | TR | TR | TR | TR | 0.1 |
| 268 | APPLE PIE FILLING, CANNED | 1/8 OF 21-OZ CAN | 74 | 73 | 75 | TR | TR | TR | 0.0 | TR |
| | APPLESAUCE, CANNED | | | | | | | | | |
| 269 | SWEETENED | 1 CUP | 255 | 80 | 194 | TR | TR | 0.1 | TR | 0.1 |
| 270 | UNSWEETENED | 1 CUP | 244 | 88 | 105 | TR | TR | TR | TR | TR |
| | APRICOTS | | | | | | | | | |
| 271 | RAW, WITHOUT PITS (ABOUT 12 PER LB WITH PITS) | 1 APRICOT | 35 | 86 | 17 | TR | TR | TR | 0.1 | TR |
| | CANNED, HALVES, FRUIT AND LIQUID | | | | | | | | | |
| 272 | HEAVY SYRUP PACK | 1 CUP | 258 | 78 | 214 | 1 | TR | TR | 0.1 | TR |
| 273 | JUICE PACK | 1 CUP | 244 | 87 | 117 | 2 | TR | TR | TR | TR |
| 274 | DRIED, SULFURED | 10 HALVES | 35 | 31 | 83 | 1 | TR | TR | 0.1 | TR |
| 275 | APRICOT NECTAR, CANNED, WITH ADDED ASCORBIC ACID | 1 CUP | 251 | 85 | 141 | 1 | TR | TR | 0.1 | TR |
| | ASIAN PEAR, RAW | | | | | | | | | |
| 276 | 2 1/4″ HIGH × 2 1/2″ DIA | 1 PEAR | 122 | 88 | 51 | 1 | TR | TR | 0.1 | 0.1 |
| 277 | 3 3/8″ HIGH × 3″ DIA | 1 PEAR | 275 | 88 | 116 | 1 | 1 | TR | 0.1 | 0.2 |
| | AVOCADOS, RAW, WITHOUT SKIN AND SEED | | | | | | | | | |
| 278 | CALIFORNIA (ABOUT 1/5 WHOLE) | 1 OZ | 28 | 73 | 50 | 1 | 5 | 0.7 | 3.2 | 0.6 |
| 279 | FLORIDA (ABOUT 1/10 WHOLE) | 1 OZ | 28 | 80 | 32 | TR | 3 | 0.5 | 1.4 | 0.4 |
| | BANANAS, RAW | | | | | | | | | |
| 280 | WHOLE, MEDIUM (7″ TO 7 7/8″ LONG) | 1 BANANA | 118 | 74 | 109 | 1 | 1 | 0.2 | TR | 0.1 |
| 281 | SLICED | 1 CUP | 150 | 74 | 138 | 2 | 1 | 0.3 | 0.1 | 0.1 |
| 282 | BLACKBERRIES, RAW | 1 CUP | 144 | 86 | 75 | 1 | 1 | TR | 0.1 | 0.3 |
| | BLUEBERRIES | | | | | | | | | |
| 283 | RAW | 1 CUP | 145 | 85 | 81 | 1 | 1 | TR | 0.1 | 0.2 |
| 284 | FROZEN, SWEETENED, THAWED | 1 CUP | 230 | 77 | 186 | 1 | TR | TR | TR | 0.1 |
| | CANTALOUPE. SEE MELONS. | | | | | | | | | |
| | CARAMBOLA (STARFRUIT), RAW | | | | | | | | | |
| 285 | WHOLE (3 5/8″ LONG) | 1 FRUIT | 91 | 91 | 30 | TR | TR | TR | TR | 0.2 |
| 286 | SLICED | 1 CUP | 108 | 91 | 36 | 1 | TR | TR | TR | 0.2 |
| | CHERRIES | | | | | | | | | |
| 287 | SOUR, RED, PITTED, CANNED, WATER PACK | 1 CUP | 244 | 90 | 88 | 2 | TR | 0.1 | 0.1 | 0.1 |
| 288 | SWEET, RAW, WITHOUT PITS AND STEMS | 10 CHERRIES | 68 | 81 | 49 | 1 | 1 | 0.1 | 0.2 | 0.2 |
| 289 | CHERRY PIE FILLING, CANNED | 1/5 OF 21-OZ CAN | 74 | 71 | 85 | TR | TR | TR | TR | TR |
| 290 | CRANBERRIES, DRIED, SWEETENED | 1/4 CUP | 28 | 12 | 92 | TR | TR | TR | TR | 0.1 |
| 291 | CRANBERRY SAUCE, SWEETENED, CANNED (ABOUT 8 SLICES PER CAN) | 1 SLICE | 57 | 61 | 86 | TR | TR | TR | TR | TR |
| | DATES, WITHOUT PITS | | | | | | | | | |
| 292 | WHOLE | 5 DATES | 42 | 23 | 116 | 1 | TR | 0.1 | 0.1 | TR |
| 293 | CHOPPED | 1 CUP | 178 | 23 | 490 | 4 | 1 | 0.3 | 0.3 | 0.1 |
| 294 | FIGS, DRIED | 2 FIGS | 38 | 28 | 97 | 1 | TR | 0.1 | 0.1 | 0.2 |
| | FRUIT COCKTAIL, CANNED, FRUIT AND LIQUID | | | | | | | | | |

| Cholesterol (mg) | Carbo-hydrate (g) | Total Dietary Fiber (g) | Calcium (mg) | Iron (mg) | Potassium (mg) | Sodium (mg) | Vitamin A (IU) | Vitamin A (RE) | Thiamine (mg) | Ribo-flavin (mg) | Niacin (mg) | Ascorbic Acid (mg) | Food No. |
|---|---|---|---|---|---|---|---|---|---|---|---|---|---|
| 0 | 16 | 2.1 | 4 | 0.1 | 124 | 0 | 48 | 4 | 0.02 | 0.01 | 0.1 | 4 | 265 |
| 0 | 21 | 2.8 | 4 | 0.4 | 144 | 28 | 0 | 0 | 0.00 | 0.05 | 0.3 | 1 | 266 |
| 0 | 29 | 0.2 | 17 | 0.9 | 295 | 7 | 2 | 0 | 0.05 | 0.04 | 0.2 | 2 | 267 |
| 0 | 19 | 0.7 | 3 | 0.2 | 33 | 33 | 10 | 1 | 0.01 | 0.01 | TR | 1 | 268 |
| 0 | 51 | 3.1 | 10 | 0.9 | 156 | 8 | 28 | 3 | 0.03 | 0.07 | 0.5 | 4 | 269 |
| 0 | 28 | 2.9 | 7 | 0.3 | 183 | 5 | 71 | 7 | 0.03 | 0.06 | 0.5 | 3 | 270 |
| 0 | 4 | 0.8 | 5 | 0.2 | 104 | TR | 914 | 91 | 0.01 | 0.01 | 0.2 | 4 | 271 |
| 0 | 55 | 4.1 | 23 | 0.8 | 361 | 10 | 3,173 | 317 | 0.05 | 0.06 | 1.0 | 8 | 272 |
| 0 | 30 | 3.9 | 29 | 0.7 | 403 | 10 | 4,126 | 412 | 0.04 | 0.05 | 0.8 | 12 | 273 |
| 0 | 22 | 3.2 | 16 | 1.6 | 482 | 4 | 2,534 | 253 | TR | 0.05 | 1.0 | 1 | 274 |
| 0 | 36 | 1.5 | 18 | 1.0 | 286 | 8 | 3,303 | 331 | 0.02 | 0.04 | 0.7 | 137 | 275 |
| 0 | 13 | 4.4 | 5 | 0.0 | 148 | 0 | 0 | 0 | 0.01 | 0.01 | 0.3 | 5 | 276 |
| 0 | 29 | 9.9 | 11 | 0.0 | 333 | 0 | 0 | 0 | 0.02 | 0.03 | 0.6 | 10 | 277 |
| 0 | 2 | 1.4 | 3 | 0.3 | 180 | 3 | 174 | 17 | 0.03 | 0.03 | 0.5 | 2 | 278 |
| 0 | 3 | 1.5 | 3 | 0.2 | 138 | 1 | 174 | 17 | 0.03 | 0.03 | 0.5 | 2 | 279 |
| 0 | 28 | 2.8 | 7 | 0.4 | 467 | 1 | 96 | 9 | 0.05 | 0.12 | 0.6 | 11 | 280 |
| 0 | 35 | 3.6 | 9 | 0.5 | 594 | 2 | 122 | 12 | 0.07 | 0.15 | 0.8 | 14 | 281 |
| 0 | 18 | 7.6 | 46 | 0.8 | 282 | 0 | 238 | 23 | 0.04 | 0.06 | 0.6 | 30 | 282 |
| 0 | 20 | 3.9 | 9 | 0.2 | 129 | 9 | 145 | 15 | 0.07 | 0.07 | 0.5 | 19 | 283 |
| 0 | 50 | 4.8 | 14 | 0.9 | 138 | 2 | 101 | 9 | 0.05 | 0.12 | 0.6 | 2 | 284 |
| 0 | 7 | 2.5 | 4 | 0.2 | 148 | 2 | 449 | 45 | 0.03 | 0.02 | 0.4 | 19 | 285 |
| 0 | 8 | 2.9 | 4 | 0.3 | 176 | 2 | 532 | 53 | 0.03 | 0.03 | 0.4 | 23 | 286 |
| 0 | 22 | 2.7 | 27 | 3.3 | 239 | 17 | 1,840 | 183 | 0.04 | 0.10 | 0.4 | 5 | 287 |
| 0 | 11 | 1.6 | 10 | 0.3 | 152 | 0 | 146 | 14 | 0.03 | 0.04 | 0.3 | 5 | 288 |
| 0 | 21 | 0.4 | 8 | 0.2 | 78 | 13 | 152 | 16 | 0.02 | 0.01 | 0.1 | 3 | 289 |
| 0 | 24 | 2.5 | 5 | 0.1 | 24 | 1 | 0 | 0 | 0.01 | 0.03 | TR | TR | 290 |
| 0 | 22 | 0.6 | 2 | 0.1 | 15 | 17 | 11 | 1 | 0.01 | 0.01 | 0.1 | 1 | 291 |
| 0 | 31 | 3.2 | 13 | 0.5 | 274 | 1 | 21 | 2 | 0.04 | 0.04 | 0.9 | 0 | 292 |
| 0 | 131 | 13.4 | 57 | 2.0 | 1,161 | 5 | 89 | 9 | 0.16 | 0.18 | 3.9 | 0 | 293 |
| 0 | 25 | 4.6 | 55 | 0.8 | 271 | 4 | 51 | 5 | 0.03 | 0.03 | 0.3 | TR | 294 |

| Food No. | Food Description | Measure of Edible Portion | Weight (g) | Water (%) | Calories (kcal) | Protein (g) | Total Fat (g) | Fatty Acids: Satu-rated (g) | Fatty Acids: Mono-unsatu-rated (g) | Fatty Acids: Poly-unsatu-rated (g) |
|---|---|---|---|---|---|---|---|---|---|---|
| **FRUITS AND FRUIT JUICES (CONTINUED)** | | | | | | | | | | |
| 295 | HEAVY SYRUP PACK | 1 CUP | 248 | 80 | 181 | 1 | TR | TR | TR | 0.1 |
| 296 | JUICE PACK | 1 CUP | 237 | 87 | 109 | 1 | TR | TR | TR | TR |
| | GRAPEFRUIT | | | | | | | | | |
| | RAW, WITHOUT PEEL, MEMBRANE AND SEEDS (3 3/4″ DIA) | | | | | | | | | |
| 297 | PINK OR RED | 1/2 GRAPEFRUIT | 123 | 91 | 37 | 1 | TR | TR | TR | TR |
| 298 | WHITE | 1/2 GRAPEFRUIT | 118 | 90 | 39 | 1 | TR | TR | TR | TR |
| 299 | CANNED, SECTIONS WITH LIGHT SYRUP | 1 CUP | 254 | 84 | 152 | 1 | TR | TR | TR | 0.1 |
| | GRAPEFRUIT JUICE | | | | | | | | | |
| | RAW | | | | | | | | | |
| 300 | PINK | 1 CUP | 247 | 90 | 96 | 1 | TR | TR | TR | 0.1 |
| 301 | WHITE | 1 CUP | 247 | 90 | 96 | 1 | TR | TR | TR | 0.1 |
| | CANNED | | | | | | | | | |
| 302 | UNSWEETENED | 1 CUP | 247 | 90 | 94 | 1 | TR | TR | TR | 0.1 |
| 303 | SWEETENED | 1 CUP | 250 | 87 | 115 | 1 | TR | TR | TR | 0.1 |
| | FROZEN CONCENTRATE, UNSWEETENED | | | | | | | | | |
| 304 | UNDILUTED | 6-FL-OZ CAN | 207 | 62 | 302 | 4 | 1 | 0.1 | 0.1 | 0.2 |
| 305 | DILUTED WITH 3 PARTS WATER BY VOLUME | 1 CUP | 247 | 89 | 101 | 1 | TR | TR | TR | 0.1 |
| 306 | GRAPES, SEEDLESS, RAW | 10 GRAPES | 50 | 81 | 36 | TR | TR | 0.1 | TR | 0.1 |
| 307 | | 1 CUP | 160 | 81 | 114 | 1 | 1 | 0.3 | TR | 0.3 |
| | GRAPE JUICE | | | | | | | | | |
| 308 | CANNED OR BOTTLED | 1 CUP | 253 | 84 | 154 | 1 | TR | 0.1 | TR | 0.1 |
| | FROZEN CONCENTRATE, SWEETENED, WITH ADDED VITAMIN C | | | | | | | | | |
| 309 | UNDILUTED | 6-FL-OZ CAN | 216 | 54 | 387 | 1 | 1 | 0.2 | TR | 0.2 |
| 310 | DILUTED WITH 3 PARTS WATER BY VOLUME | 1 CUP | 250 | 87 | 128 | TR | TR | 0.1 | TR | 0.1 |
| 311 | KIWI FRUIT, RAW, WITHOUT SKIN (ABOUT 5 PER LB WITH SKIN) | 1 MEDIUM | 76 | 83 | 46 | 1 | TR | TR | TR | 0.2 |
| 312 | LEMONS, RAW, WITHOUT PEEL (2 1/8″ DIA WITH PEEL) | 1 LEMON | 58 | 89 | 17 | 1 | TR | TR | TR | 0.1 |
| | LEMON JUICE | | | | | | | | | |
| 313 | RAW (FROM 2 1/8″ DIA LEMON) | JUICE OF 1 LEMON | 47 | 91 | 12 | TR | 0 | 0.0 | 0.0 | 0.0 |
| 314 | CANNED OR BOTTLED, UNSWEETENED | 1 CUP | 244 | 92 | 51 | 1 | 1 | 0.1 | TR | 0.2 |
| 315 | | 1 TBSP | 15 | 92 | 3 | TR | TR | TR | TR | TR |
| | LIME JUICE | | | | | | | | | |
| 316 | RAW (FROM 2″ DIA LIME) | JUICE OF 1 LIME | 38 | 90 | 10 | TR | TR | TR | TR | TR |
| 317 | CANNED, UNSWEETENED | 1 CUP | 246 | 93 | 52 | 1 | 1 | 0.1 | 0.1 | 0.2 |
| 318 | | 1 TBSP | 15 | 93 | 3 | TR | TR | TR | TR | TR |
| | MANGOS, RAW, WITHOUT SKIN AND SEED (ABOUT 1 1/2 PER LB WITH SKIN AND SEED) | | | | | | | | | |
| 319 | WHOLE | 1 MANGO | 207 | 82 | 135 | 1 | 1 | 0.1 | 0.2 | 0.1 |
| 320 | SLICED | 1 CUP | 165 | 82 | 107 | 1 | TR | 0.1 | 0.2 | 0.1 |
| | MELONS, RAW, WITHOUT RIND AND CAVITY CONTENTS | | | | | | | | | |

*Sodium benzoate and sodium bisulfite added as preservatives.

| Cholesterol (mg) | Carbo-hydrate (g) | Total Dietary Fiber (g) | Calcium (mg) | Iron (mg) | Potassium (mg) | Sodium (mg) | Vitamin A (IU) | Vitamin A (RE) | Thiamine (mg) | Ribo-flavin (mg) | Niacin (mg) | Ascorbic Acid (mg) | Food No. |
|---|---|---|---|---|---|---|---|---|---|---|---|---|---|
| 0 | 47 | 2.5 | 15 | 0.7 | 218 | 15 | 508 | 50 | 0.04 | 0.05 | 0.9 | 5 | 295 |
| 0 | 28 | 2.4 | 19 | 0.5 | 225 | 9 | 723 | 73 | 0.03 | 0.04 | 1.0 | 6 | 296 |
| 0 | 9 | 1.4 | 14 | 0.1 | 159 | 0 | 319 | 32 | 0.04 | 0.02 | 0.2 | 47 | 297 |
| 0 | 10 | 1.3 | 14 | 0.1 | 175 | 0 | 12 | 1 | 0.04 | 0.02 | 0.3 | 39 | 298 |
| 0 | 39 | 1.0 | 36 | 1.0 | 328 | 5 | 0 | 0 | 0.10 | 0.05 | 0.6 | 54 | 299 |
| 0 | 23 | 0.2 | 22 | 0.5 | 400 | 2 | 1,087 | 109 | 0.10 | 0.05 | 0.5 | 94 | 300 |
| 0 | 23 | 0.2 | 22 | 0.5 | 400 | 2 | 25 | 2 | 0.10 | 0.05 | 0.5 | 94 | 301 |
| 0 | 22 | 0.2 | 17 | 0.5 | 378 | 2 | 17 | 2 | 0.10 | 0.05 | 0.6 | 72 | 302 |
| 0 | 28 | 0.3 | 20 | 0.9 | 405 | 5 | 0 | 0 | 0.10 | 0.06 | 0.8 | 67 | 303 |
| 0 | 72 | 0.8 | 56 | 1.0 | 1,002 | 6 | 64 | 6 | 0.30 | 0.16 | 1.6 | 248 | 304 |
| 0 | 24 | 0.2 | 20 | 0.3 | 336 | 2 | 22 | 2 | 0.10 | 0.05 | 0.5 | 83 | 305 |
| 0 | 9 | 0.5 | 6 | 0.1 | 93 | 1 | 37 | 4 | 0.05 | 0.03 | 0.2 | 5 | 306 |
| 0 | 28 | 1.6 | 18 | 0.4 | 296 | 3 | 117 | 11 | 0.15 | 0.09 | 0.5 | 17 | 307 |
| 0 | 38 | 0.3 | 23 | 0.6 | 334 | 8 | 20 | 3 | 0.07 | 0.09 | 0.7 | TR | 308 |
| 0 | 96 | 0.6 | 28 | 0.8 | 160 | 15 | 58 | 6 | 0.11 | 0.20 | 0.9 | 179 | 309 |
| 0 | 32 | 0.3 | 10 | 0.3 | 53 | 5 | 20 | 3 | 0.04 | 0.07 | 0.3 | 60 | 310 |
| 0 | 11 | 2.6 | 20 | 0.3 | 252 | 4 | 133 | 14 | 0.02 | 0.04 | 0.4 | 74 | 311 |
| 0 | 5 | 1.6 | 15 | 0.3 | 80 | 1 | 17 | 2 | 0.02 | 0.01 | 0.1 | 31 | 312 |
| 0 | 4 | 0.2 | 3 | TR | 58 | TR | 9 | 1 | 0.01 | TR | TR | 22 | 313 |
| 0 | 16 | 1.0 | 27 | 0.3 | 249 | 51* | 37 | 5 | 0.10 | 0.02 | 0.5 | 61 | 314 |
| 0 | 1 | 0.1 | 2 | TR | 16 | 3* | 2 | TR | 0.01 | TR | TR | 4 | 315 |
| 0 | 3 | 0.2 | 3 | TR | 41 | TR | 4 | TR | 0.01 | TR | TR | 11 | 316 |
| 0 | 16 | 1.0 | 30 | 0.6 | 185 | 39* | 39 | 5 | 0.08 | 0.01 | 0.4 | 16 | 317 |
| 0 | 1 | 0.1 | 2 | TR | 11 | 2* | 2 | TR | TR | TR | TR | 1 | 318 |
| 0 | 35 | 3.7 | 21 | 0.3 | 323 | 4 | 8,061 | 805 | 0.12 | 0.12 | 1.2 | 57 | 319 |
| 0 | 28 | 3.0 | 17 | 0.2 | 257 | 3 | 6,425 | 642 | 0.10 | 0.09 | 1.0 | 46 | 320 |

| Food No. | Food Description | Measure of Edible Portion | Weight (g) | Water (%) | Calories (kcal) | Protein (g) | Total Fat (g) | Fatty Acids: Saturated (g) | Fatty Acids: Monounsaturated (g) | Fatty Acids: Polyunsaturated (g) |
|---|---|---|---|---|---|---|---|---|---|---|
| **FRUITS AND FRUIT JUICES (CONTINUED)** | | | | | | | | | | |
| | CANTALOUPE (5″ DIA) | | | | | | | | | |
| 321 | WEDGE | 1/8 MELON | 69 | 90 | 24 | 1 | TR | TR | TR | 0.1 |
| 322 | CUBES | 1 CUP | 160 | 90 | 56 | 1 | TR | 0.1 | TR | 0.2 |
| | HONEYDEW (6″–7″ DIA) | | | | | | | | | |
| 323 | WEDGE | 1/8 MELON | 160 | 90 | 56 | 1 | TR | TR | TR | 0.1 |
| 324 | DICED (ABOUT 20 PIECES PER CUP) | 1 CUP | 170 | 90 | 60 | 1 | TR | TR | TR | 0.1 |
| 325 | MIXED FRUIT, FROZEN, SWEETENED, THAWED (PEACH, CHERRY, RASPBERRY, GRAPE, AND BOYSENBERRY) | 1 CUP | 250 | 74 | 245 | 4 | TR | 0.1 | 0.1 | 0.2 |
| 326 | NECTARINES, RAW (2 1/2″ DIA) | 1 NECTARINE | 136 | 86 | 67 | 1 | 1 | 0.1 | 0.2 | 0.3 |
| | ORANGES, RAW | | | | | | | | | |
| 327 | WHOLE, WITHOUT PEEL AND SEEDS (2 5/8″ DIA) | 1 ORANGE | 131 | 87 | 62 | 1 | TR | TR | TR | TR |
| 328 | SECTIONS WITHOUT MEMBRANES | 1 CUP | 180 | 87 | 85 | 2 | TR | TR | TR | TR |
| | ORANGE JUICE | | | | | | | | | |
| 329 | RAW, ALL VARIETIES | 1 CUP | 248 | 88 | 112 | 2 | TR | 0.1 | 0.1 | 0.1 |
| 330 | | JUICE FROM 1 ORANGE | 86 | 88 | 39 | 1 | TR | TR | TR | TR |
| 331 | CANNED, UNSWEETENED | 1 CUP | 249 | 89 | 105 | 1 | TR | TR | 0.1 | 0.1 |
| 332 | CHILLED (REFRIGERATOR CASE) | 1 CUP | 249 | 88 | 110 | 2 | 1 | 0.1 | 0.1 | 0.2 |
| | FROZEN CONCENTRATE | | | | | | | | | |
| 333 | UNDILUTED | 6-FL-OZ CAN | 213 | 58 | 339 | 5 | TR | 0.1 | 0.1 | 0.1 |
| 334 | DILUTED WITH 3 PARTS WATER BY VOLUME | 1 CUP | 249 | 88 | 112 | 2 | TR | TR | TR | TR |
| | PAPAYAS, RAW | | | | | | | | | |
| 335 | 1/2″ CUBES | 1 CUP | 140 | 89 | 55 | 1 | TR | 0.1 | 0.1 | TR |
| 336 | WHOLE (5 1/8″ LONG × 3″ DIA) | 1 PAPAYA | 304 | 89 | 119 | 2 | TR | 0.1 | 0.1 | 0.1 |
| | PEACHES | | | | | | | | | |
| | RAW | | | | | | | | | |
| 337 | WHOLE, 2 1/2″ DIA, PITTED (ABOUT 4 PER LB) | 1 PEACH | 98 | 88 | 42 | 1 | TR | TR | TR | TR |
| 338 | SLICED | 1 CUP | 170 | 88 | 73 | 1 | TR | TR | 0.1 | 0.1 |
| | CANNED, FRUIT AND LIQUID | | | | | | | | | |
| 339 | HEAVY SYRUP PACK | 1 CUP | 262 | 79 | 194 | 1 | TR | TR | 0.1 | 0.1 |
| 340 | | 1 HALF | 98 | 79 | 73 | TR | TR | TR | TR | TR |
| 341 | JUICE PACK | 1 CUP | 248 | 87 | 109 | 2 | TR | TR | TR | TR |
| 342 | | 1 HALF | 98 | 87 | 43 | 1 | TR | TR | TR | TR |
| 343 | DRIED, SULFURED | 3 HALVES | 39 | 32 | 93 | 1 | TR | TR | 0.1 | 0.1 |
| 344 | FROZEN, SLICED, SWEETENED, WITH ADDED ASCORBIC ACID, THAWED | 1 CUP | 250 | 75 | 235 | 2 | TR | TR | 0.1 | 0.2 |
| | PEARS | | | | | | | | | |
| 345 | RAW, WITH SKIN, CORED, 2 1/2″ DIA | 1 PEAR | 166 | 84 | 98 | 1 | 1 | TR | 0.1 | 0.2 |
| | CANNED, FRUIT AND LIQUID | | | | | | | | | |
| 346 | HEAVY SYRUP PACK | 1 CUP | 266 | 80 | 197 | 1 | TR | TR | 0.1 | 0.1 |
| 347 | | 1 HALF | 76 | 80 | 56 | TR | TR | TR | TR | TR |
| 348 | JUICE PACK | 1 CUP | 248 | 86 | 124 | 1 | TR | TR | TR | TR |
| 349 | | 1 HALF | 76 | 86 | 38 | TR | TR | TR | TR | TR |
| | PINEAPPLE | | | | | | | | | |
| 350 | RAW, DICED | 1 CUP | 155 | 87 | 76 | 1 | 1 | TR | 0.1 | 0.2 |

| Cholesterol (mg) | Carbo-hydrate (g) | Total Dietary Fiber (g) | Calcium (mg) | Iron (mg) | Potassium (mg) | Sodium (mg) | Vitamin A (IU) | Vitamin A (RE) | Thiamine (mg) | Ribo-flavin (mg) | Niacin (mg) | Ascorbic Acid (mg) | Food No. |
|---|---|---|---|---|---|---|---|---|---|---|---|---|---|
| 0 | 6 | 0.6 | 8 | 0.1 | 213 | 6 | 2,225 | 222 | 0.02 | 0.01 | 0.4 | 29 | 321 |
| 0 | 13 | 1.3 | 18 | 0.3 | 494 | 14 | 5,158 | 515 | 0.06 | 0.03 | 0.9 | 68 | 322 |
| 0 | 15 | 1.0 | 10 | 0.1 | 434 | 16 | 64 | 6 | 0.12 | 0.03 | 1.0 | 40 | 323 |
| 0 | 16 | 1.0 | 10 | 0.1 | 461 | 17 | 68 | 7 | 0.13 | 0.03 | 1.0 | 42 | 324 |
| 0 | 61 | 4.8 | 18 | 0.7 | 328 | 8 | 805 | 80 | 0.04 | 0.09 | 1.0 | 188 | 325 |
| 0 | 16 | 2.2 | 7 | 0.2 | 288 | 0 | 1,001 | 101 | 0.02 | 0.06 | 1.3 | 7 | 326 |
| 0 | 15 | 3.1 | 52 | 0.1 | 237 | 0 | 269 | 28 | 0.11 | 0.05 | 0.4 | 70 | 327 |
| 0 | 21 | 4.3 | 72 | 0.2 | 326 | 0 | 369 | 38 | 0.16 | 0.07 | 0.5 | 96 | 328 |
| 0 | 26 | 0.5 | 27 | 0.5 | 496 | 2 | 496 | 50 | 0.22 | 0.07 | 1.0 | 124 | 329 |
| 0 | 9 | 0.2 | 9 | 0.2 | 172 | 1 | 172 | 17 | 0.08 | 0.03 | 0.3 | 43 | 330 |
| 0 | 25 | 0.5 | 20 | 1.1 | 436 | 5 | 436 | 45 | 0.15 | 0.07 | 0.8 | 86 | 331 |
| 0 | 25 | 0.5 | 25 | 0.4 | 473 | 2 | 194 | 20 | 0.28 | 0.05 | 0.7 | 82 | 332 |
| 0 | 81 | 1.7 | 68 | 0.7 | 1,436 | 6 | 588 | 60 | 0.60 | 0.14 | 1.5 | 294 | 333 |
| 0 | 27 | 0.5 | 22 | 0.2 | 473 | 2 | 194 | 20 | 0.20 | 0.04 | 0.5 | 97 | 334 |
| 0 | 14 | 2.5 | 34 | 0.1 | 360 | 4 | 398 | 39 | 0.04 | 0.04 | 0.5 | 87 | 335 |
| 0 | 30 | 5.5 | 73 | 0.3 | 781 | 9 | 863 | 85 | 0.08 | 0.10 | 1.0 | 188 | 336 |
| 0 | 11 | 2.0 | 5 | 0.1 | 193 | 0 | 524 | 53 | 0.02 | 0.04 | 1.0 | 6 | 337 |
| 0 | 19 | 3.4 | 9 | 0.2 | 335 | 0 | 910 | 92 | 0.03 | 0.07 | 1.7 | 11 | 338 |
| 0 | 52 | 3.4 | 8 | 0.7 | 241 | 16 | 870 | 86 | 0.03 | 0.06 | 1.6 | 7 | 339 |
| 0 | 20 | 1.3 | 3 | 0.3 | 90 | 6 | 325 | 32 | 0.01 | 0.02 | 0.6 | 3 | 340 |
| 0 | 29 | 3.2 | 15 | 0.7 | 317 | 10 | 945 | 94 | 0.02 | 0.04 | 1.4 | 9 | 341 |
| 0 | 11 | 1.3 | 6 | 0.3 | 125 | 4 | 373 | 37 | 0.01 | 0.02 | 0.6 | 4 | 342 |
| 0 | 24 | 3.2 | 11 | 1.6 | 388 | 3 | 844 | 84 | TR | 0.08 | 1.7 | 2 | 343 |
| 0 | 60 | 4.5 | 8 | 0.9 | 325 | 15 | 710 | 70 | 0.03 | 0.09 | 1.6 | 236 | 344 |
| 0 | 25 | 4.0 | 18 | 0.4 | 208 | 0 | 33 | 3 | 0.03 | 0.07 | 0.2 | 7 | 345 |
| 0 | 51 | 4.3 | 13 | 0.6 | 173 | 13 | 0 | 0 | 0.03 | 0.06 | 0.6 | 3 | 346 |
| 0 | 15 | 1.2 | 4 | 0.2 | 49 | 4 | 0 | 0 | 0.01 | 0.02 | 0.2 | 1 | 347 |
| 0 | 32 | 4.0 | 22 | 0.7 | 238 | 10 | 15 | 2 | 0.03 | 0.03 | 0.5 | 4 | 348 |
| 0 | 10 | 1.2 | 7 | 0.2 | 73 | 3 | 5 | 1 | 0.01 | 0.01 | 0.2 | 1 | 349 |
| 0 | 19 | 1.9 | 11 | 0.6 | 175 | 2 | 36 | 3 | 0.14 | 0.06 | 0.7 | 24 | 350 |

| Food No. | Food Description | Measure of Edible Portion | Weight (g) | Water (%) | Calories (kcal) | Protein (g) | Total Fat (g) | Fatty Acids: Saturated (g) | Fatty Acids: Monounsaturated (g) | Fatty Acids: Polyunsaturated (g) |
|---|---|---|---|---|---|---|---|---|---|---|
| **FRUITS AND FRUIT JUICES (CONTINUED)** | | | | | | | | | | |
| | CANNED, FRUIT AND LIQUID | | | | | | | | | |
| | HEAVY SYRUP PACK | | | | | | | | | |
| 351 | CRUSHED, SLICED, OR CHUNKS | 1 CUP | 254 | 79 | 198 | 1 | TR | TR | TR | 0.1 |
| 352 | SLICES (3″ DIA) | 1 SLICE | 49 | 79 | 38 | TR | TR | TR | TR | TR |
| | JUICE PACK | | | | | | | | | |
| 353 | CRUSHED, SLICED, OR CHUNKS | 1 CUP | 249 | 84 | 149 | 1 | TR | TR | TR | 0.1 |
| 354 | SLICE (3″ DIA) | 1 SLICE | 47 | 84 | 28 | TR | TR | TR | TR | TR |
| 355 | PINEAPPLE JUICE, UNSWEETENED, CANNED | 1 CUP | 250 | 86 | 140 | 1 | TR | TR | TR | 0.1 |
| | PLANTAIN, WITHOUT PEEL | | | | | | | | | |
| 356 | RAW | 1 MEDIUM | 179 | 65 | 218 | 2 | 1 | 0.3 | 0.1 | 0.1 |
| 357 | COOKED, SLICES | 1 CUP | 154 | 67 | 179 | 1 | TR | 0.1 | TR | 0.1 |
| | PLUMS | | | | | | | | | |
| 358 | RAW (2 1/8″ DIA) | 1 PLUM | 66 | 85 | 36 | 1 | TR | TR | 0.3 | 0.1 |
| | CANNED, PURPLE, FRUIT AND LIQUID | | | | | | | | | |
| 359 | HEAVY SYRUP PACK | 1 CUP | 258 | 76 | 230 | 1 | TR | TR | 0.2 | 0.1 |
| 360 | | 1 PLUM | 46 | 76 | 41 | TR | TR | TR | TR | TR |
| 361 | JUICE PACK | 1 CUP | 252 | 84 | 146 | 1 | TR | TR | TR | TR |
| 362 | | 1 PLUM | 46 | 84 | 27 | TR | TR | TR | TR | TR |
| | PRUNES, DRIED, PITTED | | | | | | | | | |
| 363 | UNCOOKED | 5 PRUNES | 42 | 32 | 100 | 1 | TR | TR | 0.1 | TR |
| 364 | STEWED, UNSWEETENED, FRUIT AND LIQUID | 1 CUP | 248 | 70 | 265 | 3 | 1 | TR | 0.4 | 0.1 |
| 365 | PRUNE JUICE, CANNED OR BOTTLED | 1 CUP | 256 | 81 | 182 | 2 | TR | TR | 0.1 | TR |
| | RAISINS, SEEDLESS | | | | | | | | | |
| 366 | CUP, NOT PACKED | 1 CUP | 145 | 15 | 435 | 5 | 1 | 0.2 | TR | 0.2 |
| 367 | PACKET, 1/2 OZ (1 1/2 TBSP) | 1 PACKET | 14 | 15 | 42 | TR | TR | TR | TR | TR |
| | RASPBERRIES | | | | | | | | | |
| 368 | RAW | 1 CUP | 123 | 87 | 60 | 1 | 1 | TR | 0.1 | 0.4 |
| 369 | FROZEN, SWEETENED, THAWED | 1 CUP | 250 | 73 | 258 | 2 | TR | TR | TR | 0.2 |
| 370 | RHUBARB, FROZEN, COOKED, WITH SUGAR | 1 CUP | 240 | 68 | 278 | 1 | TR | TR | TR | 0.1 |
| | STRAWBERRIES | | | | | | | | | |
| | RAW, CAPPED | | | | | | | | | |
| 371 | LARGE (1 1/8″ DIA) | 1 STRAWBERRY | 18 | 92 | 5 | TR | TR | TR | TR | TR |
| 372 | MEDIUM (1 1/4″ DIA) | 1 STRAWBERRY | 12 | 92 | 4 | TR | TR | TR | TR | TR |
| 373 | SLICED | 1 CUP | 166 | 92 | 50 | 1 | 1 | TR | 0.1 | 0.3 |
| 374 | FROZEN, SWEETENED, SLICED, THAWED | 1 CUP | 255 | 73 | 245 | 1 | TR | TR | TR | 0.2 |
| | TANGERINES | | | | | | | | | |
| 375 | RAW, WITHOUT PEEL AND SEEDS (2 3/8″ DIA) | 1 TANGERINE | 84 | 88 | 37 | 1 | TR | TR | TR | TR |
| 376 | CANNED (MANDARIN ORANGES), LIGHT SYRUP, FRUIT AND LIQUID | 1 CUP | 252 | 83 | 154 | 1 | TR | TR | TR | 0.1 |
| 377 | TANGERINE JUICE, CANNED, SWEETENED | 1 CUP | 249 | 87 | 125 | 1 | TR | TR | TR | 0.1 |
| | WATERMELON, RAW (15″ LONG × 7 1/2″ DIA) | | | | | | | | | |
| 378 | WEDGE (ABOUT 1/16 OF MELON) | 1 WEDGE | 286 | 92 | 92 | 2 | 1 | 0.1 | 0.3 | 0.4 |
| 379 | DICED | 1 CUP | 152 | 92 | 49 | 1 | 1 | 0.1 | 0.2 | 0.2 |
| **GRAIN PRODUCTS** | | | | | | | | | | |
| | BAGELS, ENRICHED | | | | | | | | | |
| 380 | PLAIN | 3 1/2″ BAGEL | 71 | 33 | 195 | 7 | 1 | 0.2 | 0.1 | 0.5 |
| 381 | | 4″ BAGEL | 89 | 33 | 245 | 9 | 1 | 0.2 | 0.1 | 0.6 |

| Cholesterol (mg) | Carbo-hydrate (g) | Total Dietary Fiber (g) | Calcium (mg) | Iron (mg) | Potassium (mg) | Sodium (mg) | Vitamin A (IU) | Vitamin A (RE) | Thiamine (mg) | Ribo-flavin (mg) | Niacin (mg) | Ascorbic Acid (mg) | Food No. |
|---|---|---|---|---|---|---|---|---|---|---|---|---|---|
| 0 | 51 | 2.0 | 36 | 1.0 | 264 | 3 | 36 | 3 | 0.23 | 0.06 | 0.7 | 19 | 351 |
| 0 | 10 | 0.4 | 7 | 0.2 | 51 | TR | 7 | TR | 0.04 | 0.01 | 0.1 | 4 | 352 |
| 0 | 39 | 2.0 | 35 | 0.7 | 304 | 2 | 95 | 10 | 0.24 | 0.05 | 0.7 | 24 | 353 |
| 0 | 7 | 0.4 | 7 | 0.1 | 57 | TR | 18 | 2 | 0.04 | 0.01 | 0.1 | 4 | 354 |
| 0 | 34 | 0.5 | 43 | 0.7 | 335 | 3 | 13 | 0 | 0.14 | 0.06 | 0.6 | 27 | 355 |
| 0 | 57 | 4.1 | 5 | 1.1 | 893 | 7 | 2,017 | 202 | 0.09 | 0.10 | 1.2 | 33 | 356 |
| 0 | 48 | 3.5 | 3 | 0.9 | 716 | 8 | 1,400 | 140 | 0.07 | 0.08 | 1.2 | 17 | 357 |
| 0 | 9 | 1.0 | 3 | 0.1 | 114 | 0 | 213 | 21 | 0.03 | 0.06 | 0.3 | 6 | 358 |
| 0 | 60 | 2.6 | 23 | 2.2 | 235 | 49 | 668 | 67 | 0.04 | 0.10 | 0.8 | 1 | 359 |
| 0 | 11 | 0.5 | 4 | 0.4 | 42 | 9 | 119 | 12 | 0.01 | 0.02 | 0.1 | TR | 360 |
| 0 | 38 | 2.5 | 25 | 0.9 | 388 | 3 | 2,543 | 255 | 0.06 | 0.15 | 1.2 | 7 | 361 |
| 0 | 7 | 0.5 | 5 | 0.2 | 71 | TR | 464 | 46 | 0.01 | 0.03 | 0.2 | 1 | 362 |
| 0 | 26 | 3.0 | 21 | 1.0 | 313 | 2 | 835 | 84 | 0.03 | 0.07 | 0.8 | 1 | 363 |
| 0 | 70 | 16.4 | 57 | 2.8 | 828 | 5 | 759 | 77 | 0.06 | 0.25 | 1.8 | 7 | 364 |
| 0 | 45 | 2.6 | 31 | 3.0 | 707 | 10 | 8 | 0 | 0.04 | 0.18 | 2.0 | 10 | 365 |
| 0 | 115 | 5.8 | 71 | 3.0 | 1,089 | 17 | 12 | 1 | 0.23 | 0.13 | 1.2 | 5 | 366 |
| 0 | 11 | 0.6 | 7 | 0.3 | 105 | 2 | 1 | TR | 0.02 | 0.01 | 0.1 | TR | 367 |
| 0 | 14 | 8.4 | 27 | 0.7 | 187 | 0 | 160 | 16 | 0.04 | 0.11 | 1.1 | 31 | 368 |
| 0 | 65 | 11.0 | 38 | 1.6 | 285 | 3 | 150 | 15 | 0.05 | 0.11 | 0.6 | 41 | 369 |
| 0 | 75 | 4.8 | 348 | 0.5 | 230 | 2 | 166 | 17 | 0.04 | 0.06 | 0.5 | 8 | 370 |
| 0 | 1 | 0.4 | 3 | 0.1 | 30 | TR | 5 | 1 | TR | 0.01 | TR | 10 | 371 |
| 0 | 1 | 0.3 | 2 | TR | 20 | TR | 3 | TR | TR | 0.01 | TR | 7 | 372 |
| 0 | 12 | 3.8 | 23 | 0.6 | 276 | 2 | 45 | 5 | 0.03 | 0.11 | 0.4 | 94 | 373 |
| 0 | 66 | 4.8 | 28 | 1.5 | 250 | 8 | 61 | 5 | 0.04 | 0.13 | 1.0 | 106 | 374 |
| 0 | 9 | 1.9 | 12 | 0.1 | 132 | 1 | 773 | 77 | 0.09 | 0.02 | 0.1 | 26 | 375 |
| 0 | 41 | 1.8 | 18 | 0.9 | 197 | 15 | 2,117 | 212 | 0.13 | 0.11 | 1.1 | 50 | 376 |
| 0 | 30 | 0.5 | 45 | 0.5 | 443 | 2 | 1,046 | 105 | 0.15 | 0.05 | 0.2 | 55 | 377 |
| 0 | 21 | 1.4 | 23 | 0.5 | 332 | 6 | 1,047 | 106 | 0.23 | 0.06 | 0.6 | 27 | 378 |
| 0 | 11 | 0.8 | 12 | 0.3 | 176 | 3 | 556 | 56 | 0.12 | 0.03 | 0.3 | 15 | 379 |
| 0 | 38 | 1.6 | 53 | 2.5 | 72 | 379 | 0 | 0 | 0.38 | 0.22 | 3.2 | 0 | 380 |
| 0 | 48 | 2.0 | 66 | 3.2 | 90 | 475 | 0 | 0 | 0.48 | 0.28 | 4.1 | 0 | 381 |

| Food No. | Food Description | Measure of Edible Portion | Weight (g) | Water (%) | Calories (kcal) | Protein (g) | Total Fat (g) | Fatty Acids: Saturated (g) | Fatty Acids: Monounsaturated (g) | Fatty Acids: Polyunsaturated (g) |
|---|---|---|---|---|---|---|---|---|---|---|
| **GRAIN PRODUCTS (CONTINUED)** | | | | | | | | | | |
| 382 | CINNAMON RAISIN | 3 1/2″ BAGEL | 71 | 32 | 195 | 7 | 1 | 0.2 | 0.1 | 0.5 |
| 383 | | 4″ BAGEL | 89 | 32 | 244 | 9 | 2 | 0.2 | 0.2 | 0.6 |
| 384 | EGG | 3 1/2″ BAGEL | 71 | 33 | 197 | 8 | 1 | 0.3 | 0.3 | 0.5 |
| 385 | | 4″ BAGEL | 89 | 33 | 247 | 9 | 2 | 0.4 | 0.4 | 0.6 |
| 386 | BANANA BREAD, PREPARED FROM RECIPE, WITH MARGARINE | 1 SLICE | 60 | 29 | 196 | 3 | 6 | 1.3 | 2.7 | 1.9 |
| | BARLEY, PEARLED | | | | | | | | | |
| 387 | UNCOOKED | 1 CUP | 200 | 10 | 704 | 20 | 2 | 0.5 | 0.3 | 1.1 |
| 388 | COOKED | 1 CUP | 157 | 69 | 193 | 4 | 1 | 0.1 | 0.1 | 0.3 |
| | BISCUITS, PLAIN OR BUTTERMILK, ENRICHED | | | | | | | | | |
| 389 | PREPARED FROM RECIPE, WITH 2% MILK | 2 1/2″ BISCUIT | 60 | 29 | 212 | 4 | 10 | 2.6 | 4.2 | 2.5 |
| 390 | | 4″ BISCUIT | 101 | 29 | 358 | 7 | 16 | 4.4 | 7.0 | 4.2 |
| | REFRIGERATED DOUGH, BAKED | | | | | | | | | |
| 391 | REGULAR | 2 1/2″ BISCUIT | 27 | 28 | 93 | 2 | 4 | 1.0 | 2.2 | 0.5 |
| 392 | LOWER FAT | 2 1/4″ BISCUIT | 21 | 28 | 63 | 2 | 1 | 0.3 | 0.6 | 0.2 |
| | BREADS, ENRICHED | | | | | | | | | |
| 393 | CRACKED WHEAT | 1 SLICE | 25 | 36 | 65 | 2 | 1 | 0.2 | 0.5 | 0.2 |
| 394 | EGG BREAD (CHALLAH) | 1/2″ SLICE | 40 | 35 | 115 | 4 | 2 | 0.6 | 0.9 | 0.4 |
| 395 | FRENCH OR VIENNA (INCLUDES SOURDOUGH) | 1/2 SLICE | 25 | 34 | 69 | 2 | 1 | 0.2 | 0.3 | 0.2 |
| 396 | INDIAN FRY (NAVAJO) BREAD | 5″ BREAD | 90 | 27 | 296 | 6 | 9 | 2.1 | 3.6 | 2.3 |
| 397 | | 10 1/2″ BREAD | 160 | 27 | 526 | 11 | 15 | 3.7 | 6.4 | 4.1 |
| 398 | ITALIAN | 1 SLICE | 20 | 36 | 54 | 2 | 1 | 0.2 | 0.2 | 0.3 |
| | MIXED GRAIN | | | | | | | | | |
| 399 | UNTOASTED | 1 SLICE | 26 | 38 | 65 | 3 | 1 | 0.2 | 0.4 | 0.2 |
| 400 | TOASTED | 1 SLICE | 24 | 32 | 65 | 3 | 1 | 0.2 | 0.4 | 0.2 |
| | OATMEAL | | | | | | | | | |
| 401 | UNTOASTED | 1 SLICE | 27 | 37 | 73 | 2 | 1 | 0.2 | 0.4 | 0.5 |
| 402 | TOASTED | 1 SLICE | 25 | 31 | 73 | 2 | 1 | 0.2 | 0.4 | 0.5 |
| 403 | PITA | 4 PITA | 28 | 32 | 77 | 3 | TR | TR | TR | 0.1 |
| 404 | | 6 1/2″ PITA | 60 | 32 | 165 | 5 | 1 | 0.1 | 0.1 | 0.3 |
| | PUMPERNICKEL | | | | | | | | | |
| 405 | UNTOASTED | 1 SLICE | 32 | 38 | 80 | 3 | 1 | 0.1 | 0.3 | 0.4 |
| 406 | TOASTED | 1 SLICE | 29 | 32 | 80 | 3 | 1 | 0.1 | 0.3 | 0.4 |
| | RAISIN | | | | | | | | | |
| 407 | UNTOASTED | 1 SLICE | 26 | 34 | 71 | 2 | 1 | 0.3 | 0.6 | 0.2 |
| 408 | TOASTED | 1 SLICE | 24 | 28 | 71 | 2 | 1 | 0.3 | 0.6 | 0.2 |
| | RYE | | | | | | | | | |
| 409 | UNTOASTED | 1 SLICE | 32 | 37 | 83 | 3 | 1 | 0.2 | 0.4 | 0.3 |
| 410 | TOASTED | 1 SLICE | 24 | 31 | 68 | 2 | 1 | 0.2 | 0.3 | 0.2 |
| 411 | RYE, REDUCED CALORIE | 1 SLICE | 23 | 46 | 47 | 2 | 1 | 0.1 | 0.2 | 0.2 |
| | WHEAT | | | | | | | | | |
| 412 | UNTOASTED | 1 SLICE | 25 | 37 | 65 | 2 | 1 | 0.2 | 0.4 | 0.2 |
| 413 | TOASTED | 1 SLICE | 23 | 32 | 65 | 2 | 1 | 0.2 | 0.4 | 0.2 |
| 414 | WHEAT, REDUCED CALORIE | 1 SLICE | 23 | 43 | 46 | 2 | 1 | 0.1 | 0.1 | 0.2 |
| | WHITE | | | | | | | | | |
| 415 | UNTOASTED | 1 SLICE | 25 | 37 | 67 | 2 | 1 | 0.1 | 0.2 | 0.5 |
| 416 | TOASTED | 1 SLICE | 22 | 30 | 64 | 2 | 1 | 0.1 | 0.2 | 0.5 |
| 417 | SOFT CRUMBS | 1 CUP | 45 | 37 | 120 | 4 | 2 | 0.2 | 0.3 | 0.9 |
| 418 | WHITE, REDUCED CALORIE | 1 SLICE | 23 | 43 | 48 | 2 | 1 | 0.1 | 0.2 | 0.1 |

| Cholesterol (mg) | Carbo-hydrate (g) | Total Dietary Fiber (g) | Calcium (mg) | Iron (mg) | Potassium (mg) | Sodium (mg) | Vitamin A (IU) | Vitamin A (RE) | Thiamine (mg) | Ribo-flavin (mg) | Niacin (mg) | Ascorbic Acid (mg) | Food No. |
|---|---|---|---|---|---|---|---|---|---|---|---|---|---|
| 0 | 39 | 1.6 | 13 | 2.7 | 105 | 229 | 52 | 0 | 0.27 | 0.20 | 2.2 | TR | 382 |
| 0 | 49 | 2.0 | 17 | 3.4 | 132 | 287 | 65 | 0 | 0.34 | 0.25 | 2.7 | 1 | 383 |
| 17 | 38 | 1.6 | 9 | 2.8 | 48 | 359 | 77 | 23 | 0.38 | 0.17 | 2.4 | TR | 384 |
| 21 | 47 | 2.0 | 12 | 3.5 | 61 | 449 | 97 | 29 | 0.48 | 0.21 | 3.1 | 1 | 385 |
| 26 | 33 | 0.7 | 13 | 0.8 | 80 | 181 | 278 | 72 | 0.10 | 0.12 | 0.9 | 1 | 386 |
| 0 | 155 | 31.2 | 58 | 5.0 | 560 | 18 | 44 | 4 | 0.38 | 0.23 | 9.2 | 0 | 387 |
| 0 | 44 | 6.0 | 17 | 2.1 | 146 | 5 | 11 | 2 | 0.13 | 0.10 | 3.2 | 0 | 388 |
| 2 | 27 | 0.9 | 141 | 1.7 | 73 | 348 | 49 | 14 | 0.21 | 0.19 | 1.8 | TR | 389 |
| 3 | 45 | 1.5 | 237 | 2.9 | 122 | 586 | 83 | 23 | 0.36 | 0.31 | 3.0 | TR | 390 |
| 0 | 13 | 0.4 | 5 | 0.7 | 42 | 325 | 0 | 0 | 0.09 | 0.06 | 0.8 | 0 | 391 |
| 0 | 12 | 0.4 | 4 | 0.6 | 39 | 305 | 0 | 0 | 0.09 | 0.05 | 0.7 | 0 | 392 |
| 0 | 12 | 1.4 | 11 | 0.7 | 44 | 135 | 0 | 0 | 0.09 | 0.06 | 0.9 | 0 | 393 |
| 20 | 19 | 0.9 | 37 | 1.2 | 46 | 197 | 30 | 9 | 0.18 | 0.17 | 1.9 | 0 | 394 |
| 0 | 13 | 0.8 | 19 | 0.6 | 28 | 152 | 0 | 0 | 0.13 | 0.08 | 1.2 | 0 | 395 |
| 0 | 48 | 1.6 | 210 | 3.2 | 67 | 626 | 0 | 0 | 0.39 | 0.27 | 3.3 | 0 | 396 |
| 0 | 85 | 2.9 | 373 | 5.8 | 118 | 1,112 | 0 | 0 | 0.69 | 0.49 | 5.8 | 0 | 397 |
| 0 | 10 | 0.5 | 16 | 0.6 | 22 | 117 | 0 | 0 | 0.09 | 0.06 | 0.9 | 0 | 398 |
| 0 | 12 | 1.7 | 24 | 0.9 | 53 | 127 | 0 | 0 | 0.11 | 0.09 | 1.1 | TR | 399 |
| 0 | 12 | 1.6 | 24 | 0.9 | 53 | 127 | 0 | 0 | 0.08 | 0.08 | 1.0 | TR | 400 |
| 0 | 13 | 1.1 | 18 | 0.7 | 38 | 162 | 4 | 1 | 0.11 | 0.06 | 0.8 | 0 | 401 |
| 0 | 13 | 1.1 | 18 | 0.7 | 39 | 163 | 4 | 1 | 0.09 | 0.06 | 0.8 | TR | 402 |
| 0 | 16 | 0.6 | 24 | 0.7 | 34 | 150 | 0 | 0 | 0.17 | 0.09 | 1.3 | 0 | 403 |
| 0 | 33 | 1.3 | 52 | 1.6 | 72 | 322 | 0 | 0 | 0.36 | 0.20 | 2.8 | 0 | 404 |
| 0 | 15 | 2.1 | 22 | 0.9 | 67 | 215 | 0 | 0 | 0.10 | 0.10 | 1.0 | 0 | 405 |
| 0 | 15 | 2.1 | 21 | 0.9 | 66 | 214 | 0 | 0 | 0.08 | 0.09 | 0.9 | 0 | 406 |
| 0 | 14 | 1.1 | 17 | 0.8 | 59 | 101 | 0 | 0 | 0.09 | 0.10 | 0.9 | TR | 407 |
| 0 | 14 | 1.1 | 17 | 0.8 | 59 | 102 | TR | 0 | 0.07 | 0.09 | 0.8 | TR | 408 |
| 0 | 15 | 1.9 | 23 | 0.9 | 53 | 211 | 2 | TR | 0.14 | 0.11 | 1.2 | TR | 409 |
| 0 | 13 | 1.5 | 19 | 0.7 | 44 | 174 | 1 | 0 | 0.09 | 0.08 | 0.9 | TR | 410 |
| 0 | 9 | 2.8 | 17 | 0.7 | 23 | 93 | 1 | 0 | 0.08 | 0.06 | 0.6 | TR | 411 |
| 0 | 12 | 1.1 | 26 | 0.8 | 50 | 133 | 0 | 0 | 0.10 | 0.07 | 1.0 | 0 | 412 |
| 0 | 12 | 1.2 | 26 | 0.8 | 50 | 132 | 0 | 0 | 0.08 | 0.06 | 0.9 | 0 | 413 |
| 0 | 10 | 2.8 | 18 | 0.7 | 28 | 118 | 0 | 0 | 0.10 | 0.07 | 0.9 | TR | 414 |
| TR | 12 | 0.6 | 27 | 0.8 | 30 | 135 | 0 | 0 | 0.12 | 0.09 | 1.0 | 0 | 415 |
| TR | 12 | 0.6 | 26 | 0.7 | 29 | 130 | 0 | 0 | 0.09 | 0.07 | 0.9 | 0 | 416 |
| TR | 22 | 1.0 | 49 | 1.4 | 54 | 242 | 0 | 0 | 0.21 | 0.15 | 1.8 | 0 | 417 |
| 0 | 10 | 2.2 | 22 | 0.7 | 17 | 104 | 1 | TR | 0.09 | 0.07 | 0.8 | TR | 418 |

| Food No. | Food Description | Measure of Edible Portion | Weight (g) | Water (%) | Calories (kcal) | Protein (g) | Total Fat (g) | Fatty Acids: Satu-rated (g) | Fatty Acids: Mono-unsatu-rated (g) | Fatty Acids: Poly-unsatu-rated (g) |
|---|---|---|---|---|---|---|---|---|---|---|
| **GRAIN PRODUCTS (CONTINUED)** | | | | | | | | | | |
| | BREAD, WHOLE WHEAT | | | | | | | | | |
| 419 | UNTOASTED | 1 SLICE | 28 | 38 | 69 | 3 | 1 | 0.3 | 0.5 | 0.3 |
| 420 | TOASTED | 1 SLICE | 25 | 30 | 69 | 3 | 1 | 0.3 | 0.5 | 0.3 |
| | BREAD CRUMBS, DRY, GRATED | | | | | | | | | |
| 421 | PLAIN, ENRICHED | 1 CUP | 108 | 6 | 427 | 14 | 6 | 1.3 | 2.6 | 1.2 |
| 422 | | 1 OZ | 28 | 6 | 112 | 4 | 2 | 0.3 | 0.7 | 0.3 |
| 423 | SEASONED, UNENRICHED | 1 CUP | 120 | 6 | 440 | 17 | 3 | 0.9 | 1.2 | 0.8 |
| | BREAD CRUMBS, SOFT. SEE WHITE BREAD. | | | | | | | | | |
| 424 | BREAD STUFFING, PREPARED | | | | | | | | | |
| | FROM DRY MIX | 1/2 CUP | 100 | 65 | 178 | 3 | 9 | 1.7 | 3.8 | 2.6 |
| 425 | BREAKFAST BAR, CEREAL | | | | | | | | | |
| | CRUST WITH FRUIT FILLING, FAT FREE | 1 BAR | 37 | 14 | 121 | 2 | TR | TR | TR | 0.1 |
| | BREAKFAST CEREALS | | | | | | | | | |
| | HOT TYPE, COOKED | | | | | | | | | |
| | CORN (HOMINY) GRITS | | | | | | | | | |
| | REGULAR OR QUICK, ENRICHED | | | | | | | | | |
| 426 | WHITE | 1 CUP | 242 | 85 | 145 | 3 | TR | 0.1 | 0.1 | 0.2 |
| 427 | YELLOW | 1 CUP | 242 | 85 | 145 | 3 | TR | 0.1 | 0.1 | 0.2 |
| 428 | INSTANT, PLAIN | 1 PACKET | 137 | 82 | 89 | 2 | TR | TR | TR | 0.1 |
| | CREAM OF WHEAT | | | | | | | | | |
| 429 | REGULAR | 1 CUP | 251 | 87 | 133 | 4 | 1 | 0.1 | 0.1 | 0.3 |
| 430 | QUICK | 1 CUP | 239 | 87 | 129 | 4 | TR | 0.1 | 0.1 | 0.3 |
| 431 | MIX'N EAT, PLAIN | 1 PACKET | 142 | 82 | 102 | 3 | TR | TR | TR | 0.2 |
| 432 | MALT O MEAL | 1 CUP | 240 | 88 | 122 | 4 | TR | 0.1 | 0.1 | TR |
| | OATMEAL | | | | | | | | | |
| 433 | REGULAR, QUICK OR INSTANT, PLAIN, NONFORTIFIED | 1 CUP | 234 | 85 | 145 | 6 | 2 | 0.4 | 0.7 | 0.9 |
| 434 | INSTANT, FORTIFIED, PLAIN | 1 PACKET | 177 | 86 | 104 | 4 | 2 | 0.3 | 0.6 | 0.7 |
| | QUAKER INSTANT | | | | | | | | | |
| 435 | APPLES AND CINNAMON | 1 PACKET | 149 | 79 | 125 | 3 | 1 | 0.3 | 0.5 | 0.6 |
| 436 | MAPLE AND BROWN SUGAR | 1 PACKET | 155 | 75 | 153 | 4 | 2 | 0.4 | 0.6 | 0.7 |
| 437 | WHEATENA | 1 CUP | 243 | 85 | 136 | 5 | 1 | 0.2 | 0.2 | 0.6 |
| | READY TO EAT | | | | | | | | | |
| 438 | ALL BRAN | 1/2 CUP | 30 | 3 | 79 | 4 | 1 | 0.2 | 0.2 | 0.5 |
| 439 | APPLE CINNAMON CHEERIOS | 3/4 CUP | 30 | 3 | 118 | 2 | 2 | 0.3 | 0.6 | 0.2 |
| 440 | APPLE JACKS | 1 CUP | 30 | 3 | 116 | 1 | TR | 0.1 | 0.1 | 0.2 |
| 441 | BASIC 4 | 1 CUP | 55 | 7 | 201 | 4 | 3 | 0.4 | 1.0 | 1.1 |
| 442 | BERRY BERRY KIX | 3/4 CUP | 30 | 2 | 120 | 1 | 1 | 0.2 | 0.5 | 0.1 |
| 443 | CAP'N CRUNCH | 3/4 CUP | 27 | 2 | 107 | 1 | 1 | 0.4 | 0.3 | 0.2 |
| 444 | CAP'N CRUNCH'S CRUNCHBERRIES | 3/4 CUP | 26 | 2 | 104 | 1 | 1 | 0.3 | 0.3 | 0.2 |
| 445 | CAP'N CRUNCH'S PEANUT BUTTER CRUNCH | 3/4 CUP | 27 | 2 | 112 | 2 | 2 | 0.5 | 0.8 | 0.5 |
| 446 | CHEERIOS | 1 CUP | 30 | 3 | 110 | 3 | 2 | 0.4 | 0.6 | 0.2 |
| | CHEX | | | | | | | | | |
| 447 | CORN | 1 CUP | 30 | 3 | 113 | 2 | TR | 0.1 | 0.1 | 0.2 |
| 448 | HONEY NUT | 3/4 CUP | 30 | 2 | 117 | 2 | 1 | 0.1 | 0.4 | 0.2 |
| 449 | MULTI BRAN | 1 CUP | 49 | 3 | 165 | 4 | 1 | 0.2 | 0.3 | 0.5 |
| 450 | RICE | 1 1/4 CUP | 31 | 3 | 117 | 2 | TR | TR | TR | TR |
| 451 | WHEAT | 1 CUP | 30 | 3 | 104 | 3 | 1 | 0.1 | 0.1 | 0.3 |
| 452 | CINNAMON LIFE | 1 CUP | 50 | 4 | 190 | 4 | 2 | 0.3 | 0.6 | 0.8 |

| Cholesterol (mg) | Carbo-hydrate (g) | Total Dietary Fiber (g) | Calcium (mg) | Iron (mg) | Potassium (mg) | Sodium (mg) | Vitamin A (IU) | Vitamin A (RE) | Thiamine (mg) | Ribo-flavin (mg) | Niacin (mg) | Ascorbic Acid (mg) | Food No. |
|---|---|---|---|---|---|---|---|---|---|---|---|---|---|
| 0 | 13 | 1.9 | 20 | 0.9 | 71 | 148 | 0 | 0 | 0.10 | 0.06 | 1.1 | 0 | 419 |
| 0 | 13 | 1.9 | 20 | 0.9 | 71 | 148 | 0 | 0 | 0.08 | 0.05 | 1.0 | 0 | 420 |
| 0 | 78 | 2.6 | 245 | 6.6 | 239 | 931 | 1 | 0 | 0.83 | 0.47 | 7.4 | 0 | 421 |
| 0 | 21 | 0.7 | 64 | 1.7 | 63 | 244 | TR | 0 | 0.22 | 0.12 | 1.9 | 0 | 422 |
| 1 | 84 | 5.0 | 119 | 3.8 | 324 | 3,180 | 16 | 4 | 0.19 | 0.20 | 3.3 | TR | 423 |
| 0 | 22 | 2.9 | 32 | 1.1 | 74 | 543 | 313 | 81 | 0.14 | 0.11 | 1.5 | 0 | 424 |
| TR | 28 | 0.8 | 49 | 4.5 | 92 | 203 | 1,249 | 125 | 1.01 | 0.42 | 5.0 | 1 | 425 |
| 0 | 31 | 0.5 | 0 | 1.5 | 53 | 0 | 0 | 0 | 0.24 | 0.15 | 2.0 | 0 | 426 |
| 0 | 31 | 0.5 | 0 | 1.5 | 53 | 0 | 145 | 15 | 0.24 | 0.15 | 2.0 | 0 | 427 |
| 0 | 21 | 1.2 | 8 | 8.2 | 38 | 289 | 0 | 0 | 0.15 | 0.08 | 1.4 | 0 | 428 |
| 0 | 28 | 1.8 | 50 | 10.3 | 43 | 3 | 0 | 0 | 0.25 | 0.00 | 1.5 | 0 | 429 |
| 0 | 27 | 1.2 | 50 | 10.3 | 45 | 139 | 0 | 0 | 0.24 | 0.00 | 1.4 | 0 | 430 |
| 0 | 21 | 0.4 | 20 | 8.1 | 38 | 241 | 1,252 | 376 | 0.43 | 0.28 | 5.0 | 0 | 431 |
| 0 | 26 | 1.0 | 5 | 9.6 | 31 | 2 | 0 | 0 | 0.48 | 0.24 | 5.8 | 0 | 432 |
| 0 | 25 | 4.0 | 19 | 1.6 | 131 | 2 | 37 | 5 | 0.26 | 0.05 | 0.3 | 0 | 433 |
| 0 | 18 | 3.0 | 163 | 6.3 | 99 | 285 | 1,510 | 453 | 0.53 | 0.28 | 5.5 | 0 | 434 |
| 0 | 26 | 2.5 | 104 | 3.9 | 106 | 121 | 1,019 | 305 | 0.30 | 0.35 | 4.1 | TR | 435 |
| 0 | 31 | 2.6 | 105 | 3.9 | 112 | 234 | 1,008 | 302 | 0.30 | 0.34 | 4.0 | 0 | 436 |
| 0 | 29 | 6.6 | 10 | 1.4 | 187 | 5 | 0 | 0 | 0.02 | 0.05 | 1.3 | 0 | 437 |
| 0 | 23 | 9.7 | 106 | 4.5 | 342 | 61 | 750 | 225 | 0.39 | 0.42 | 5.0 | 15 | 438 |
| 0 | 25 | 1.6 | 35 | 4.5 | 60 | 150 | 750 | 225 | 0.38 | 0.43 | 5.0 | 15 | 439 |
| 0 | 27 | 0.6 | 3 | 4.5 | 32 | 134 | 750 | 225 | 0.39 | 0.42 | 5.0 | 15 | 440 |
| 0 | 42 | 3.4 | 310 | 4.5 | 162 | 323 | 1,250 | 375 | 0.37 | 0.42 | 5.0 | 15 | 441 |
| 0 | 26 | 0.2 | 66 | 4.5 | 24 | 185 | 750 | 225 | 0.38 | 0.43 | 5.0 | 15 | 442 |
| 0 | 23 | 0.9 | 5 | 4.5 | 35 | 208 | 36 | 4 | 0.38 | 0.42 | 5.0 | 0 | 443 |
| 0 | 22 | 0.6 | 7 | 4.5 | 37 | 190 | 33 | 5 | 0.37 | 0.42 | 5.0 | TR | 444 |
| 0 | 22 | 0.8 | 3 | 4.5 | 62 | 204 | 37 | 4 | 0.38 | 0.42 | 5.0 | 0 | 445 |
| 0 | 23 | 2.6 | 55 | 8.1 | 89 | 284 | 1,250 | 375 | 0.38 | 0.43 | 5.0 | 15 | 446 |
| 0 | 26 | 0.5 | 100 | 9.0 | 32 | 289 | 0 | 0 | 0.38 | 0.00 | 5.0 | 6 | 447 |
| 0 | 26 | 0.4 | 102 | 9.0 | 27 | 224 | 0 | 0 | 0.38 | 0.44 | 5.0 | 6 | 448 |
| 0 | 41 | 6.4 | 95 | 13.7 | 191 | 325 | 0 | 0 | 0.32 | 0.00 | 4.4 | 5 | 449 |
| 0 | 27 | 0.3 | 104 | 9.0 | 36 | 291 | 0 | 0 | 0.38 | 0.02 | 5.0 | 6 | 450 |
| 0 | 24 | 3.3 | 60 | 9.0 | 116 | 269 | 0 | 0 | 0.23 | 0.04 | 3.0 | 4 | 451 |
| 0 | 40 | 3.0 | 135 | 7.5 | 113 | 220 | 16 | 2 | 0.63 | 0.71 | 8.4 | TR | 452 |

| Food No. | Food Description | Measure of Edible Portion | Weight (g) | Water (%) | Calories (kcal) | Protein (g) | Total Fat (g) | Fatty Acids: Saturated (g) | Fatty Acids: Monounsaturated (g) | Fatty Acids: Polyunsaturated (g) |
|---|---|---|---|---|---|---|---|---|---|---|
| **GRAIN PRODUCTS (CONTINUED)** | | | | | | | | | | |
| 453 | CINNAMON TOAST CRUNCH | 3/4 CUP | 30 | 2 | 124 | 2 | 3 | 0.5 | 0.9 | 0.5 |
| 454 | COCOA KRISPIES | 3/4 CUP | 31 | 2 | 120 | 2 | 1 | 0.6 | 0.1 | 0.1 |
| 455 | COCOA PUFFS | 1 CUP | 30 | 2 | 119 | 1 | 1 | 0.2 | 0.3 | TR |
| | CORN FLAKES | | | | | | | | | |
| 456 | GENERAL MILLS, TOTAL | 1 1/3 CUP | 30 | 3 | 112 | 2 | TR | 0.2 | 0.1 | TR |
| 457 | KELLOGG'S | 1 CUP | 28 | 3 | 102 | 2 | TR | 0.1 | TR | 0.1 |
| 458 | CORN POPS | 1 CUP | 31 | 3 | 118 | 1 | TR | 0.1 | 0.1 | TR |
| 459 | CRISPIX | 1 CUP | 29 | 3 | 108 | 2 | TR | 0.1 | 0.1 | 0.1 |
| 460 | COMPLETE WHEAT BRAN FLAKES | 3/4 CUP | 29 | 4 | 95 | 3 | 1 | 0.1 | 0.1 | 0.4 |
| 461 | FROOT LOOPS | 1 CUP | 30 | 2 | 117 | 1 | 1 | 0.4 | 0.2 | 0.3 |
| 462 | FROSTED FLAKES | 3/4 CUP | 31 | 3 | 119 | 1 | TR | 0.1 | TR | 0.1 |
| | FROSTED MINI WHEATS | | | | | | | | | |
| 463 | REGULAR | 1 CUP | 51 | 5 | 173 | 5 | 1 | 0.2 | 0.1 | 0.6 |
| 464 | BITE SIZE | 1 CUP | 55 | 5 | 187 | 5 | 1 | 0.2 | 0.2 | 0.6 |
| 465 | GOLDEN GRAHAMS | 3/4 CUP | 30 | 3 | 116 | 2 | 1 | 0.2 | 0.3 | 0.2 |
| 466 | HONEY FROSTED WHEATIES | 3/4 CUP | 30 | 3 | 110 | 2 | TR | 0.1 | TR | TR |
| 467 | HONEY NUT CHEERIOS | 1 CUP | 30 | 2 | 115 | 3 | 1 | 0.2 | 0.5 | 0.2 |
| 468 | HONEY NUT CLUSTERS | 1 CUP | 55 | 3 | 213 | 5 | 3 | 0.4 | 1.8 | 0.4 |
| 469 | KIX | 1 1/3 CUP | 30 | 2 | 114 | 2 | 1 | 0.2 | 0.1 | TR |
| 470 | LIFE | 3/4 CUP | 32 | 4 | 121 | 3 | 1 | 0.2 | 0.4 | 0.6 |
| 471 | LUCKY CHARMS | 1 CUP | 30 | 2 | 116 | 2 | 1 | 0.2 | 0.4 | 0.2 |
| 472 | NATURE VALLEY GRANOLA | 3/4 CUP | 55 | 4 | 248 | 6 | 10 | 1.3 | 6.5 | 1.9 |
| | 100% NATURAL CEREAL | | | | | | | | | |
| 473 | WITH OATS, HONEY, AND RAISINS | 1/2 CUP | 51 | 4 | 218 | 5 | 7 | 3.2 | 3.2 | 0.8 |
| 474 | WITH RAISINS, LOW FAT | 1/2 CUP | 50 | 4 | 195 | 4 | 3 | 0.8 | 1.3 | 0.5 |
| 475 | PRODUCT 19 | 1 CUP | 30 | 3 | 110 | 3 | TR | TR | 0.2 | 0.2 |
| 476 | PUFFED RICE | 1 CUP | 14 | 3 | 56 | 1 | TR | TR | TR | TR |
| 477 | PUFFED WHEAT | 1 CUP | 12 | 3 | 44 | 2 | TR | TR | TR | TR |
| | RAISIN BRAN | | | | | | | | | |
| 478 | GENERAL MILLS, TOTAL | 1 CUP | 55 | 9 | 178 | 4 | 1 | 0.2 | 0.2 | 0.2 |
| 479 | KELLOGG'S | 1 CUP | 61 | 8 | 186 | 6 | 1 | 0.0 | 0.2 | 0.8 |
| 480 | RAISIN NUT BRAN | 1 CUP | 55 | 5 | 209 | 5 | 4 | 0.7 | 1.9 | 0.5 |
| 481 | REESE'S PEANUT BUTTER PUFFS | 3/4 CUP | 30 | 2 | 129 | 3 | 3 | 0.6 | 1.4 | 0.6 |
| 482 | RICE KRISPIES | 1 1/4 CUP | 33 | 3 | 124 | 2 | TR | 0.1 | 0.1 | 0.2 |
| 483 | RICE KRISPIES TREATS CEREAL | 3/4 CUP | 30 | 4 | 120 | 1 | 2 | 0.4 | 1.0 | 0.2 |
| 484 | SHREDDED WHEAT | 2 BISCUITS | 46 | 4 | 156 | 5 | 1 | 0.1 | NA | NA |
| 485 | SMACKS | 3/4 CUP | 27 | 3 | 103 | 2 | 1 | 0.3 | 0.1 | 0.2 |
| 486 | SPECIAL K | 1 CUP | 31 | 3 | 115 | 6 | TR | 0.0 | 0.0 | 0.2 |
| 487 | QUAKER TOASTED OATMEAL, HONEY NUT | 1 CUP | 49 | 3 | 191 | 5 | 3 | 0.5 | 1.2 | 0.7 |
| 488 | TOTAL, WHOLE GRAIN | 3/4 CUP | 30 | 3 | 105 | 3 | 1 | 0.2 | 0.1 | 0.1 |
| 489 | TRIX | 1 CUP | 30 | 2 | 122 | 1 | 2 | 0.4 | 0.9 | 0.3 |
| 490 | WHEATIES | 1 CUP | 30 | 3 | 110 | 3 | 1 | 0.2 | 0.2 | 0.2 |
| | BROWNIES, WITHOUT ICING COMMERCIALLY PREPARED | | | | | | | | | |
| 491 | REGULAR, LARGE (2 3/4″ SQ × 7/8″) | 1 BROWNIE | 56 | 14 | 227 | 3 | 9 | 2.4 | 5.0 | 1.3 |

| Cholesterol (mg) | Carbo-hydrate (g) | Total Dietary Fiber (g) | Calcium (mg) | Iron (mg) | Potassium (mg) | Sodium (mg) | Vitamin A (IU) | Vitamin A (RE) | Thiamine (mg) | Ribo-flavin (mg) | Niacin (mg) | Ascorbic Acid (mg) | Food No. |
|---|---|---|---|---|---|---|---|---|---|---|---|---|---|
| 0 | 24 | 1.5 | 42 | 4.5 | 44 | 210 | 750 | 225 | 0.38 | 0.43 | 5.0 | 15 | 453 |
| 0 | 27 | 0.4 | 4 | 1.8 | 60 | 210 | 750 | 225 | 0.37 | 0.43 | 5.0 | 15 | 454 |
| 0 | 27 | 0.2 | 33 | 4.5 | 52 | 181 | 0 | 0 | 0.38 | 0.43 | 5.0 | 15 | 455 |
| 0 | 26 | 0.8 | 237 | 18.0 | 34 | 203 | 1,250 | 375 | 1.50 | 1.70 | 20.1 | 60 | 456 |
| 0 | 24 | 0.8 | 1 | 8.7 | 25 | 298 | 700 | 210 | 0.36 | 0.39 | 4.7 | 14 | 457 |
| 0 | 28 | 0.4 | 2 | 1.9 | 23 | 123 | 775 | 233 | 0.40 | 0.43 | 5.2 | 16 | 458 |
| 0 | 25 | 0.6 | 3 | 1.8 | 35 | 240 | 750 | 225 | 0.38 | 0.44 | 5.0 | 15 | 459 |
| 0 | 23 | 4.6 | 14 | 8.1 | 175 | 226 | 1,208 | 363 | 0.38 | 0.44 | 5.0 | 15 | 460 |
| 0 | 26 | 0.6 | 3 | 4.2 | 32 | 141 | 703 | 211 | 0.39 | 0.42 | 5.0 | 14 | 461 |
| 0 | 28 | 0.6 | 1 | 4.5 | 20 | 200 | 750 | 225 | 0.37 | 0.43 | 5.0 | 15 | 462 |
| 0 | 42 | 5.5 | 18 | 14.3 | 170 | 2 | 0 | 0 | 0.36 | 0.41 | 5.0 | 0 | 463 |
| 0 | 45 | 5.9 | 0 | 15.4 | 186 | 2 | 0 | 0 | 0.33 | 0.39 | 4.7 | 0 | 464 |
| 0 | 26 | 0.9 | 14 | 4.5 | 53 | 275 | 750 | 225 | 0.38 | 0.43 | 5.0 | 15 | 465 |
| 0 | 26 | 1.5 | 8 | 4.5 | 56 | 211 | 750 | 225 | 0.38 | 0.43 | 5.0 | 15 | 466 |
| 0 | 24 | 1.6 | 20 | 4.5 | 85 | 259 | 750 | 225 | 0.38 | 0.43 | 5.0 | 15 | 467 |
| 0 | 43 | 4.2 | 72 | 4.5 | 171 | 239 | 0 | 0 | 0.37 | 0.42 | 5.0 | 9 | 468 |
| 0 | 26 | 0.8 | 44 | 8.1 | 41 | 263 | 1,250 | 375 | 0.38 | 0.43 | 5.0 | 15 | 469 |
| 0 | 25 | 2.0 | 98 | 9.0 | 79 | 174 | 12 | 1 | 0.40 | 0.45 | 5.3 | 0 | 470 |
| 0 | 25 | 1.2 | 32 | 4.5 | 54 | 203 | 750 | 225 | 0.38 | 0.43 | 5.0 | 15 | 471 |
| 0 | 36 | 3.5 | 41 | 1.7 | 183 | 89 | 0 | 0 | 0.17 | 0.06 | 0.6 | 0 | 472 |
| 1 | 36 | 3.7 | 39 | 1.7 | 214 | 11 | 4 | 1 | 0.14 | 0.09 | 0.8 | TR | 473 |
| 1 | 40 | 3.0 | 30 | 1.3 | 169 | 129 | 9 | 1 | 0.15 | 0.06 | 0.9 | TR | 474 |
| 0 | 25 | 1.0 | 3 | 18.0 | 41 | 216 | 750 | 225 | 1.50 | 1.71 | 20.0 | 60 | 475 |
| 0 | 13 | 0.2 | 1 | 4.4 | 16 | TR | 0 | 0 | 0.36 | 0.25 | 4.9 | 0 | 476 |
| 0 | 10 | 0.5 | 3 | 3.8 | 42 | TR | 0 | 0 | 0.31 | 0.22 | 4.2 | 0 | 477 |
| 0 | 43 | 5.0 | 238 | 18.0 | 287 | 240 | 1,250 | 375 | 1.50 | 1.70 | 20.0 | 0 | 478 |
| 0 | 47 | 8.2 | 35 | 5.0 | 437 | 354 | 832 | 250 | 0.43 | 0.49 | 5.6 | 0 | 479 |
| 0 | 41 | 5.1 | 74 | 4.5 | 218 | 246 | 0 | 0 | 0.37 | 0.42 | 5.0 | 0 | 480 |
| 0 | 23 | 0.4 | 21 | 4.5 | 62 | 177 | 750 | 225 | 0.38 | 0.43 | 5.0 | 15 | 481 |
| 0 | 29 | 0.4 | 3 | 2.0 | 42 | 354 | 825 | 248 | 0.43 | 0.46 | 5.5 | 17 | 482 |
| 0 | 26 | 0.3 | 2 | 1.8 | 19 | 190 | 750 | 225 | 0.39 | 0.42 | 5.0 | 15 | 483 |
| 0 | 38 | 5.3 | 20 | 1.4 | 196 | 3 | 0 | NA | 0.12 | 0.05 | 2.6 | 0 | 484 |
| 0 | 24 | 0.9 | 3 | 1.8 | 42 | 51 | 750 | 225 | 0.38 | 0.43 | 5.0 | 15 | 485 |
| 0 | 22 | 1.0 | 5 | 8.7 | 55 | 250 | 750 | 225 | 0.53 | 0.59 | 7.0 | 15 | 486 |
| TR | 39 | 3.3 | 27 | 4.5 | 185 | 166 | 500 | 150 | 0.37 | 0.42 | 5.0 | 6 | 487 |
| 0 | 24 | 2.6 | 258 | 18.0 | 97 | 199 | 1,250 | 375 | 1.50 | 1.70 | 20.1 | 60 | 488 |
| 0 | 26 | 0.7 | 32 | 4.5 | 18 | 197 | 750 | 225 | 0.38 | 0.43 | 5.0 | 15 | 489 |
| 0 | 24 | 2.1 | 55 | 8.1 | 104 | 222 | 750 | 225 | 0.38 | 0.43 | 5.0 | 15 | 490 |
| 10 | 36 | 1.2 | 16 | 1.3 | 83 | 175 | 39 | 3 | 0.14 | 0.12 | 1.0 | 0 | 491 |

| Food No. | Food Description | Measure of Edible Portion | Weight (g) | Water (%) | Calories (kcal) | Protein (g) | Total Fat (g) | Fatty Acids: Satu-rated (g) | Fatty Acids: Mono-unsatu-rated (g) | Fatty Acids: Poly-unsatu-rated (g) |
|---|---|---|---|---|---|---|---|---|---|---|
| **GRAIN PRODUCTS (CONTINUED)** | | | | | | | | | | |
| 492 | FAT FREE, 2″ SQ | 1 BROWNIE | 28 | 12 | 89 | 1 | TR | 0.2 | 0.1 | TR |
| 493 | PREPARED FROM DRY MIX, REDUCED CALORIE, 2″ SQ | 1 BROWNIE | 22 | 13 | 84 | 1 | 2 | 1.1 | 1.0 | 0.2 |
| 494 | BUCKWHEAT FLOUR, WHOLE GROAT | 1 CUP | 120 | 11 | 402 | 15 | 4 | 0.8 | 1.1 | 1.1 |
| 495 | BUCKWHEAT GROATS, ROASTED (KASHA), COOKED | 1 CUP | 168 | 76 | 155 | 6 | 1 | 0.2 | 0.3 | 0.3 |
| | BULGUR | | | | | | | | | |
| 496 | UNCOOKED | 1 CUP | 140 | 9 | 479 | 17 | 2 | 0.3 | 0.2 | 0.8 |
| 497 | COOKED | 1 CUP | 182 | 78 | 151 | 6 | TR | 0.1 | 0.1 | 0.2 |
| | CAKES, PREPARED FROM DRY MIX | | | | | | | | | |
| 498 | ANGELFOOD (1/12 OF 10″ DIA) | 1 PIECE | 50 | 33 | 129 | 3 | TR | TR | TR | 0.1 |
| 499 | YELLOW, LIGHT, WITH WATER, EGG WHITES, NO FROSTING (1/12 OF 9″ DIA) | 1 PIECE | 69 | 37 | 181 | 3 | 2 | 1.1 | 0.9 | 0.2 |
| | CAKES, PREPARED FROM RECIPE | | | | | | | | | |
| 500 | CHOCOLATE, WITHOUT FROSTING (1/12 OF 9″ DIA) | 1 PIECE | 95 | 24 | 340 | 5 | 14 | 5.2 | 5.7 | 2.6 |
| 501 | GINGERBREAD (1/9 OF 8″ SQUARE) | 1 PIECE | 74 | 28 | 263 | 3 | 12 | 3.1 | 5.3 | 3.1 |
| 502 | PINEAPPLE UPSIDE DOWN (1/9 OF 8″ SQUARE) | 1 PIECE | 115 | 32 | 367 | 4 | 14 | 3.4 | 6.0 | 3.8 |
| 503 | SHORTCAKE, BISCUIT TYPE (ABOUT 3″ DIA) | 1 SHORTCAKE | 65 | 28 | 225 | 4 | 9 | 2.5 | 3.9 | 2.4 |
| 504 | SPONGE (1/12 OF 16-OZ CAKE) | 1 PIECE | 63 | 29 | 187 | 5 | 3 | 0.8 | 1.0 | 0.4 |
| | WHITE | | | | | | | | | |
| 505 | WITH COCONUT FROSTING (1/12 OF 9″ DIA) | 1 PIECE | 112 | 21 | 399 | 5 | 12 | 4.4 | 4.1 | 2.4 |
| 506 | WITHOUT FROSTING (1/12 OF 9″ DIA) | 1 PIECE | 74 | 23 | 264 | 4 | 9 | 2.4 | 3.9 | 2.3 |
| | CAKES, COMMERCIALLY PREPARED | | | | | | | | | |
| 507 | ANGELFOOD (1/12 OF 12-OZ CAKE) | 1 PIECE | 28 | 33 | 72 | 2 | TR | TR | TR | 0.1 |
| 508 | BOSTON CREAM (1/6 OF PIE) | 1 PIECE | 92 | 45 | 232 | 2 | 8 | 2.2 | 4.2 | 0.9 |
| 509 | CHOCOLATE WITH CHOCOLATE FROSTING (1/8 OF 18-OZ CAKE) | 1 PIECE | 64 | 23 | 235 | 3 | 10 | 3.1 | 5.6 | 1.2 |
| 510 | COFFEECAKE, CRUMB (1/9 OF 20-OZ CAKE) | 1 PIECE | 63 | 22 | 263 | 4 | 15 | 3.7 | 8.2 | 2.0 |
| 511 | FRUITCAKE | 1 PIECE | 43 | 25 | 139 | 1 | 4 | 0.5 | 1.8 | 1.4 |
| | POUND | | | | | | | | | |
| 512 | BUTTER (1/12 OF 12-OZ CAKE) | 1 PIECE | 28 | 25 | 109 | 2 | 6 | 3.2 | 1.7 | 0.3 |
| 513 | FAT FREE (3 1/4″ × 2 3/4″ × 5/8″ SLICE) | 1 SLICE | 28 | 31 | 79 | 2 | TR | 0.1 | TR | 0.1 |
| | SNACK CAKES | | | | | | | | | |
| 514 | CHOCOLATE, CREAM FILLED, WITH FROSTING | 1 CUPCAKE | 50 | 20 | 188 | 2 | 7 | 1.4 | 2.8 | 2.6 |
| 515 | CHOCOLATE, WITH FROSTING, LOW FAT | 1 CUPCAKE | 43 | 23 | 131 | 2 | 2 | 0.5 | 0.8 | 0.2 |
| 516 | SPONGE, CREAM FILLED | 1 CAKE | 43 | 20 | 155 | 1 | 5 | 1.1 | 1.7 | 1.4 |
| 517 | SPONGE, INDIVIDUAL SHORTCAKE | 1 SHORTCAKE | 30 | 30 | 87 | 2 | 1 | 0.2 | 0.3 | 0.1 |
| | YELLOW | | | | | | | | | |
| 518 | WITH CHOCOLATE FROSTING | 1 PIECE | 64 | 22 | 243 | 2 | 11 | 3.0 | 6.1 | 1.4 |
| 519 | WITH VANILLA FROSTING | 1 PIECE | 64 | 22 | 239 | 2 | 9 | 1.5 | 3.9 | 3.3 |
| 520 | CHEESECAKE (1/6 OF 17-OZ CAKE) | 1 PIECE | 80 | 46 | 257 | 4 | 18 | 7.9 | 6.9 | 1.3 |
| 521 | CHEESE FLAVOR PUFFS OR TWISTS | 1 OZ | 28 | 2 | 157 | 2 | 10 | 1.9 | 5.7 | 1.3 |
| 522 | CHEX MIX | 1 OZ (ABOUT 2/3 CUP) | 28 | 4 | 120 | 3 | 5 | 1.6 | NA | NA |
| | COOKIES | | | | | | | | | |
| 523 | BUTTER, COMMERCIALLY PREPARED | 1 COOKIE | 5 | 5 | 23 | TR | 1 | 0.6 | 0.3 | TR |
| | CHOCOLATE CHIP, MEDIUM (2 1/4″–2 1/2″ DIA) | | | | | | | | | |

| Cholesterol (mg) | Carbo-hydrate (g) | Total Dietary Fiber (g) | Calcium (mg) | Iron (mg) | Potassium (mg) | Sodium (mg) | Vitamin A (IU) | Vitamin A (RE) | Thiamine (mg) | Ribo-flavin (mg) | Niacin (mg) | Ascorbic Acid (mg) | Food No. |
|---|---|---|---|---|---|---|---|---|---|---|---|---|---|
| 0 | 22 | 1.0 | 17 | 0.7 | 89 | 90 | 1 | TR | 0.03 | 0.04 | 0.3 | TR | 492 |
| 0 | 16 | 0.8 | 3 | 0.3 | 69 | 21 | 0 | 0 | 0.02 | 0.03 | 0.2 | 0 | 493 |
| 0 | 85 | 12.0 | 49 | 4.9 | 692 | 13 | 0 | 0 | 0.50 | 0.23 | 7.4 | 0 | 494 |
| 0 | 33 | 4.5 | 12 | 1.3 | 148 | 7 | 0 | 0 | 0.07 | 0.07 | 1.6 | 0 | 495 |
| 0 | 106 | 25.6 | 49 | 3.4 | 574 | 24 | 0 | 0 | 0.32 | 0.16 | 7.2 | 0 | 496 |
| 0 | 34 | 8.2 | 18 | 1.7 | 124 | 9 | 0 | 0 | 0.10 | 0.05 | 1.8 | 0 | 497 |
| 0 | 29 | 0.1 | 42 | 0.1 | 68 | 255 | 0 | 0 | 0.05 | 0.10 | 0.1 | 0 | 498 |
| 0 | 37 | 0.6 | 69 | 0.6 | 41 | 279 | 6 | 1 | 0.06 | 0.12 | 0.6 | 0 | 499 |
| 55 | 51 | 1.5 | 57 | 1.5 | 133 | 299 | 133 | 38 | 0.13 | 0.20 | 1.1 | TR | 500 |
| 24 | 36 | 0.7 | 53 | 2.1 | 325 | 242 | 36 | 10 | 0.14 | 0.12 | 1.3 | TR | 501 |
| 25 | 58 | 0.9 | 138 | 1.7 | 129 | 367 | 291 | 75 | 0.18 | 0.18 | 1.4 | 1 | 502 |
| 2 | 32 | 0.8 | 133 | 1.7 | 69 | 329 | 47 | 12 | 0.20 | 0.18 | 1.7 | TR | 503 |
| 107 | 36 | 0.4 | 26 | 1.0 | 89 | 144 | 163 | 49 | 0.10 | 0.19 | 0.8 | 0 | 504 |
| 1 | 71 | 1.1 | 101 | 1.3 | 111 | 318 | 43 | 12 | 0.14 | 0.21 | 1.2 | TR | 505 |
| 1 | 42 | 0.6 | 96 | 1.1 | 70 | 242 | 41 | 12 | 0.14 | 0.18 | 1.1 | TR | 506 |
| 0 | 16 | 0.4 | 39 | 0.1 | 26 | 210 | 0 | 0 | 0.03 | 0.14 | 0.2 | 0 | 507 |
| 34 | 39 | 1.3 | 21 | 0.3 | 36 | 132 | 74 | 21 | 0.38 | 0.25 | 0.2 | TR | 508 |
| 27 | 35 | 1.8 | 28 | 1.4 | 128 | 214 | 54 | 16 | 0.02 | 0.09 | 0.4 | TR | 509 |
| 20 | 29 | 1.3 | 34 | 1.2 | 77 | 221 | 70 | 21 | 0.13 | 0.14 | 1.1 | TR | 510 |
| 2 | 26 | 1.6 | 14 | 0.9 | 66 | 116 | 9 | 2 | 0.02 | 0.04 | 0.3 | TR | 511 |
| 62 | 14 | 0.1 | 10 | 0.4 | 33 | 111 | 170 | 44 | 0.04 | 0.06 | 0.4 | 0 | 512 |
| 0 | 17 | 0.3 | 12 | 0.6 | 31 | 95 | 27 | 8 | 0.04 | 0.08 | 0.2 | 0 | 513 |
| 9 | 30 | 0.4 | 37 | 1.7 | 61 | 213 | 9 | 3 | 0.11 | 0.15 | 1.2 | 0 | 514 |
| 0 | 29 | 1.8 | 15 | 0.7 | 96 | 178 | 0 | 0 | 0.02 | 0.06 | 0.3 | 0 | 515 |
| 7 | 27 | 0.2 | 19 | 0.5 | 37 | 155 | 7 | 2 | 0.07 | 0.06 | 0.5 | TR | 516 |
| 31 | 18 | 0.2 | 21 | 0.8 | 30 | 73 | 46 | 14 | 0.07 | 0.08 | 0.6 | 0 | 517 |
| 35 | 35 | 1.2 | 24 | 1.3 | 114 | 216 | 70 | 21 | 0.08 | 0.10 | 0.8 | 0 | 518 |
| 35 | 38 | 0.2 | 40 | 0.7 | 34 | 220 | 40 | 12 | 0.06 | 0.04 | 0.3 | 0 | 519 |
| 44 | 20 | 0.3 | 41 | 0.5 | 72 | 166 | 438 | 117 | 0.02 | 0.15 | 0.2 | TR | 520 |
| 1 | 15 | 0.3 | 16 | 0.7 | 47 | 298 | 75 | 10 | 0.07 | 0.10 | 0.9 | TR | 521 |
| 0 | 18 | 1.6 | 10 | 7.0 | 76 | 288 | 41 | 4 | 0.44 | 0.14 | 4.8 | 13 | 522 |
| 6 | 3 | TR | 1 | 0.1 | 6 | 18 | 34 | 8 | 0.02 | 0.02 | 0.2 | 0 | 523 |

| Food No. | Food Description | Measure of Edible Portion | Weight (g) | Water (%) | Calories (kcal) | Protein (g) | Total Fat (g) | Fatty Acids: Satu-rated (g) | Fatty Acids: Mono-unsatu-rated (g) | Fatty Acids: Poly-unsatu-rated (g) |
|---|---|---|---|---|---|---|---|---|---|---|
| **GRAIN PRODUCTS (CONTINUED)** | | | | | | | | | | |
| | COMMERCIALLY PREPARED | | | | | | | | | |
| 524 | REGULAR | 1 COOKIE | 10 | 4 | 48 | 1 | 2 | 0.7 | 1.2 | 0.2 |
| 525 | REDUCED FAT | 1 COOKIE | 10 | 4 | 45 | 1 | 2 | 0.4 | 0.6 | 0.5 |
| 526 | FROM REFRIGERATED DOUGH (SPOONED FROM ROLL) | 1 COOKIE | 26 | 3 | 128 | 1 | 6 | 2.0 | 2.9 | 0.6 |
| 527 | PREPARED FROM RECIPE, WITH MARGARINE | 1 COOKIE | 16 | 6 | 78 | 1 | 5 | 1.3 | 1.7 | 1.3 |
| 528 | DEVIL'S FOOD, COMMERCIALLY PREPARED, FAT FREE | 1 COOKIE | 16 | 18 | 49 | 1 | TR | 0.1 | TR | TR |
| 529 | FIG BAR | 1 COOKIE | 16 | 17 | 56 | 1 | 1 | 0.2 | 0.5 | 0.4 |
| | MOLASSES | | | | | | | | | |
| 530 | MEDIUM | 1 COOKIE | 15 | 6 | 65 | 1 | 2 | 0.5 | 1.1 | 0.3 |
| 531 | LARGE (3 1/2″–4″ DIA) | 1 COOKIE | 32 | 6 | 138 | 2 | 4 | 1.0 | 2.3 | 0.6 |
| | OATMEAL | | | | | | | | | |
| | COMMERCIALLY PREPARED, WITH OR WITHOUT RAISINS | | | | | | | | | |
| 532 | REGULAR, LARGE | 1 COOKIE | 25 | 6 | 113 | 2 | 5 | 1.1 | 2.5 | 0.6 |
| 533 | SOFT TYPE | 1 COOKIE | 15 | 11 | 61 | 1 | 2 | 0.5 | 1.2 | 0.3 |
| 534 | FAT FREE | 1 COOKIE | 11 | 13 | 36 | 1 | TR | TR | TR | 0.1 |
| 535 | PREPARED FROM RECIPE, WITH RAISINS (2 5/8″ DIA) | 1 COOKIE | 15 | 6 | 65 | 1 | 2 | 0.5 | 1.0 | 0.8 |
| | PEANUT BUTTER | | | | | | | | | |
| 536 | COMMERCIALLY PREPARED | 1 COOKIE | 15 | 6 | 72 | 1 | 4 | 0.7 | 1.9 | 0.8 |
| 537 | PREPARED FROM RECIPE, WITH MARGARINE (3″ DIA) | 1 COOKIE | 20 | 6 | 95 | 2 | 5 | 0.9 | 2.2 | 1.4 |
| | SANDWICH TYPE, WITH CREAM FILLING | | | | | | | | | |
| 538 | CHOCOLATE COOKIE | 1 COOKIE | 10 | 2 | 47 | TR | 2 | 0.4 | 0.9 | 0.7 |
| | VANILLA COOKIE | | | | | | | | | |
| 539 | OVAL | 1 COOKIE | 15 | 2 | 72 | 1 | 3 | 0.4 | 1.3 | 1.1 |
| 540 | ROUND | 1 COOKIE | 10 | 2 | 48 | TR | 2 | 0.3 | 0.8 | 0.8 |
| | SHORTBREAD, COMMERCIALLY PREPARED | | | | | | | | | |
| 541 | PLAIN (1 5/8″ SQ) | 1 COOKIE | 8 | 4 | 40 | TR | 2 | 0.5 | 1.1 | 0.3 |
| | PECAN | | | | | | | | | |
| 542 | REGULAR (2″ DIA) | 1 COOKIE | 14 | 3 | 76 | 1 | 5 | 1.1 | 2.6 | 0.6 |
| 543 | REDUCED FAT | 1 COOKIE | 16 | 5 | 73 | 1 | 3 | 0.6 | 1.6 | 0.4 |
| | SUGAR | | | | | | | | | |
| 544 | COMMERCIALLY PREPARED | 1 COOKIE | 15 | 5 | 72 | 1 | 3 | 0.8 | 1.8 | 0.4 |
| 545 | FROM REFRIGERATED DOUGH | 1 COOKIE | 15 | 5 | 73 | 1 | 3 | 0.9 | 2.0 | 0.4 |
| 546 | PREPARED FROM RECIPE, WITH MARGARINE (3″ DIA) | 1 COOKIE | 14 | 9 | 66 | 1 | 3 | 0.7 | 1.4 | 1.0 |
| 547 | VANILLA WAFER, LOWER FAT, MEDIUM SIZE | 1 COOKIE | 4 | 5 | 18 | TR | 1 | 0.2 | 0.3 | 0.2 |
| | CORN CHIPS | | | | | | | | | |
| 548 | PLAIN | 1 OZ | 28 | 1 | 153 | 2 | 9 | 1.3 | 2.7 | 4.7 |
| 549 | BARBECUE FLAVOR | 1 OZ | 28 | 1 | 148 | 2 | 9 | 1.3 | 2.7 | 4.6 |
| | CORNBREAD | | | | | | | | | |
| 550 | PREPARED FROM MIX, PIECE 3 3/4″ × 2 1/2″ × 3/4″ | 1 PIECE | 60 | 32 | 188 | 4 | 6 | 1.6 | 3.1 | 0.7 |
| 551 | PREPARED FROM RECIPE, WITH 2% MILK, PIECE 2 1/2″ SQ × 1 1/2″ | 1 PIECE | 65 | 39 | 173 | 4 | 5 | 1.0 | 1.2 | 2.1 |
| | CORNMEAL, YELLOW, DRY FORM | | | | | | | | | |
| 552 | WHOLE GRAIN | 1 CUP | 122 | 10 | 442 | 10 | 4 | 0.6 | 1.2 | 2.0 |

| Cholesterol (mg) | Carbo-hydrate (g) | Total Dietary Fiber (g) | Calcium (mg) | Iron (mg) | Potassium (mg) | Sodium (mg) | Vitamin A (IU) | Vitamin A (RE) | Thiamine (mg) | Ribo-flavin (mg) | Niacin (mg) | Ascorbic Acid (mg) | Food No. |
|---|---|---|---|---|---|---|---|---|---|---|---|---|---|
| 0 | 7 | 0.3 | 3 | 0.3 | 14 | 32 | TR | 0 | 0.02 | 0.03 | 0.3 | 0 | 524 |
| 0 | 7 | 0.4 | 2 | 0.3 | 12 | 38 | TR | 0 | 0.03 | 0.03 | 0.3 | 0 | 525 |
| 7 | 18 | 0.4 | 7 | 0.7 | 52 | 60 | 15 | 4 | 0.04 | 0.05 | 0.5 | 0 | 526 |
| 5 | 9 | 0.4 | 6 | 0.4 | 36 | 58 | 102 | 26 | 0.03 | 0.03 | 0.2 | TR | 527 |
| 0 | 12 | 0.3 | 5 | 0.4 | 18 | 28 | TR | NA | 0.01 | 0.03 | 0.2 | TR | 528 |
| 0 | 11 | 0.7 | 10 | 0.5 | 33 | 56 | 5 | 1 | 0.03 | 0.03 | 0.3 | TR | 529 |
| 0 | 11 | 0.1 | 11 | 1.0 | 52 | 69 | 0 | 0 | 0.05 | 0.04 | 0.5 | 0 | 530 |
| 0 | 24 | 0.3 | 24 | 2.1 | 111 | 147 | 0 | 0 | 0.11 | 0.08 | 1.0 | 0 | 531 |
| 0 | 17 | 0.7 | 9 | 0.6 | 36 | 96 | 5 | 1 | 0.07 | 0.06 | 0.6 | TR | 532 |
| 1 | 10 | 0.4 | 14 | 0.4 | 20 | 52 | 5 | 1 | 0.03 | 0.03 | 0.3 | TR | 533 |
| 0 | 9 | 0.8 | 4 | 0.2 | 23 | 33 | 0 | 0 | 0.02 | 0.03 | 0.1 | 0 | 534 |
| 5 | 10 | 0.5 | 15 | 0.4 | 36 | 81 | 96 | 25 | 0.04 | 0.02 | 0.2 | TR | 535 |
| TR | 9 | 0.3 | 5 | 0.4 | 25 | 62 | 1 | TR | 0.03 | 0.03 | 0.6 | 0 | 536 |
| 6 | 12 | 0.4 | 8 | 0.4 | 46 | 104 | 120 | 31 | 0.04 | 0.04 | 0.7 | TR | 537 |
| 0 | 7 | 0.3 | 3 | 0.4 | 18 | 60 | TR | 0 | 0.01 | 0.02 | 0.2 | 0 | 538 |
| 0 | 11 | 0.2 | 4 | 0.3 | 14 | 52 | 0 | 0 | 0.04 | 0.04 | 0.4 | 0 | 539 |
| 0 | 7 | 0.2 | 3 | 0.2 | 9 | 35 | 0 | 0 | 0.03 | 0.02 | 0.3 | 0 | 540 |
| 2 | 5 | 0.1 | 3 | 0.2 | 8 | 36 | 7 | 1 | 0.03 | 0.03 | 0.3 | 0 | 541 |
| 5 | 8 | 0.3 | 4 | 0.3 | 10 | 39 | TR | TR | 0.04 | 0.03 | 0.3 | 0 | 542 |
| 0 | 11 | 0.2 | 8 | 0.5 | 15 | 55 | 1 | TR | 0.05 | 0.03 | 0.4 | TR | 543 |
| 8 | 10 | 0.1 | 3 | 0.3 | 9 | 54 | 14 | 4 | 0.03 | 0.03 | 0.4 | TR | 544 |
| 5 | 10 | 0.1 | 14 | 0.3 | 24 | 70 | 6 | 2 | 0.03 | 0.02 | 0.4 | 0 | 545 |
| 4 | 8 | 0.2 | 10 | 0.3 | 11 | 69 | 135 | 35 | 0.04 | 0.04 | 0.3 | TR | 546 |
| 2 | 3 | 0.1 | 2 | 0.1 | 4 | 12 | 1 | TR | 0.01 | 0.01 | 0.1 | 0 | 547 |
| 0 | 16 | 1.4 | 36 | 0.4 | 40 | 179 | 27 | 3 | 0.01 | 0.04 | 0.3 | 0 | 548 |
| 0 | 16 | 1.5 | 37 | 0.4 | 67 | 216 | 173 | 17 | 0.02 | 0.06 | 0.5 | TR | 549 |
| 37 | 29 | 1.4 | 44 | 1.1 | 77 | 467 | 123 | 26 | 0.15 | 0.16 | 1.2 | TR | 550 |
| 26 | 28 | 1.9 | 162 | 1.6 | 96 | 428 | 180 | 35 | 0.19 | 0.19 | 1.5 | TR | 551 |
| 0 | 94 | 8.9 | 7 | 4.2 | 350 | 43 | 572 | 57 | 0.47 | 0.25 | 4.4 | 0 | 552 |

| Food No. | Food Description | Measure of Edible Portion | Weight (g) | Water (%) | Calories (kcal) | Protein (g) | Total Fat (g) | Fatty Acids: Saturated (g) | Fatty Acids: Monounsaturated (g) | Fatty Acids: Polyunsaturated (g) |
|---|---|---|---|---|---|---|---|---|---|---|
| **GRAIN PRODUCTS (CONTINUED)** | | | | | | | | | | |
| 553 | DEGERMED, ENRICHED | 1 CUP | 138 | 12 | 505 | 12 | 2 | 0.3 | 0.6 | 1.0 |
| 554 | SELF-RISING, DEGERMED, ENRICHED | 1 CUP | 138 | 10 | 490 | 12 | 2 | 0.3 | 0.6 | 1.0 |
| 555 | CORNSTARCH | 1 TBSP | 8 | 8 | 30 | TR | TR | TR | TR | TR |
| | COUSCOUS | | | | | | | | | |
| 556 | UNCOOKED | 1 CUP | 173 | 9 | 650 | 22 | 1 | 0.2 | 0.2 | 0.4 |
| 557 | COOKED | 1 CUP | 157 | 73 | 176 | 6 | TR | TR | TR | 0.1 |
| | CRACKERS | | | | | | | | | |
| 558 | CHEESE, 1″ SQ | 10 CRACKERS | 10 | 3 | 50 | 1 | 3 | 0.9 | 1.2 | 0.2 |
| | GRAHAM, PLAIN | | | | | | | | | |
| 559 | 2 1/2″ SQ | 2 SQUARES | 14 | 4 | 59 | 1 | 1 | 0.2 | 0.6 | 0.5 |
| 560 | CRUSHED | 1 CUP | 84 | 4 | 355 | 6 | 8 | 1.3 | 3.4 | 3.2 |
| 561 | MELBA TOAST, PLAIN | 4 PIECES | 20 | 5 | 78 | 2 | 1 | 0.1 | 0.2 | 0.3 |
| 562 | RYE WAFER, WHOLE GRAIN, PLAIN | 1 WAFER | 11 | 5 | 37 | 1 | TR | TR | TR | TR |
| | SALTINE | | | | | | | | | |
| 563 | SQUARE | 4 CRACKERS | 12 | 4 | 52 | 1 | 1 | 0.4 | 0.8 | 0.2 |
| 564 | OYSTER TYPE | 1 CUP | 45 | 4 | 195 | 4 | 5 | 1.3 | 2.9 | 0.8 |
| | SANDWICH TYPE | | | | | | | | | |
| 565 | WHEAT WITH CHEESE | 1 SANDWICH | 7 | 4 | 33 | 1 | 1 | 0.4 | 0.8 | 0.2 |
| 566 | CHEESE WITH PEANUT BUTTER | 1 SANDWICH | 7 | 4 | 34 | 1 | 2 | 0.4 | 0.8 | 0.3 |
| | STANDARD SNACK TYPE | | | | | | | | | |
| 567 | BITE SIZE | 1 CUP | 62 | 4 | 311 | 5 | 16 | 2.3 | 6.6 | 5.9 |
| 568 | ROUND | 4 CRACKERS | 12 | 4 | 60 | 1 | 3 | 0.5 | 1.3 | 1.1 |
| 569 | WHEAT, THIN SQUARE | 4 CRACKERS | 8 | 3 | 38 | 1 | 2 | 0.4 | 0.9 | 0.2 |
| 570 | WHOLE WHEAT | 4 CRACKERS | 16 | 3 | 71 | 1 | 3 | 0.5 | 0.9 | 1.1 |
| 571 | CROISSANT, BUTTER | 1 CROISSANT | 57 | 23 | 231 | 5 | 12 | 6.6 | 3.1 | 0.6 |
| 572 | CROUTONS, SEASONED | 1 CUP | 40 | 4 | 186 | 4 | 7 | 2.1 | 3.8 | 0.9 |
| | DANISH PASTRY, ENRICHED | | | | | | | | | |
| 573 | CHEESE FILLED | 1 DANISH | 71 | 31 | 266 | 6 | 16 | 4.8 | 8.0 | 1.8 |
| 574 | FRUIT FILLED | 1 DANISH | 71 | 27 | 263 | 4 | 13 | 3.5 | 7.1 | 1.7 |
| | DOUGHNUTS | | | | | | | | | |
| 575 | CAKE TYPE | 1 HOLE | 14 | 21 | 59 | 1 | 3 | 0.5 | 1.3 | 1.1 |
| 576 | | 1 MEDIUM | 47 | 21 | 198 | 2 | 11 | 1.7 | 4.4 | 3.7 |
| 577 | YEAST LEAVENED, GLAZED | 1 HOLE | 13 | 25 | 52 | 1 | 3 | 0.8 | 1.7 | 0.4 |
| 578 | | 1 MEDIUM | 60 | 25 | 242 | 4 | 14 | 3.5 | 7.7 | 1.7 |
| 579 | ECLAIR, PREPARED FROM RECIPE, 5″ × 2″ × 1 3/4″ | 1 ECLAIR | 100 | 52 | 262 | 6 | 16 | 4.1 | 6.5 | 3.9 |
| | ENGLISH MUFFIN, PLAIN, ENRICHED | | | | | | | | | |
| 580 | UNTOASTED | 1 MUFFIN | 57 | 42 | 134 | 4 | 1 | 0.1 | 0.2 | 0.5 |
| 581 | TOASTED | 1 MUFFIN | 52 | 37 | 133 | 4 | 1 | 0.1 | 0.2 | 0.5 |
| | FRENCH TOAST | | | | | | | | | |
| 582 | PREPARED FROM RECIPE, WITH 2% MILK, FRIED IN MARGARINE | 1 SLICE | 65 | 55 | 149 | 5 | 7 | 1.8 | 2.9 | 1.7 |
| 583 | FROZEN, READY TO HEAT | 1 SLICE | 59 | 53 | 126 | 4 | 4 | 0.9 | 1.2 | 0.7 |
| | GRANOLA BAR | | | | | | | | | |
| 584 | HARD, PLAIN | 1 BAR | 28 | 4 | 134 | 3 | 6 | 0.7 | 1.2 | 3.4 |
| | SOFT, UNCOATED | | | | | | | | | |
| 585 | CHOCOLATE CHIP | 1 BAR | 28 | 5 | 119 | 2 | 5 | 2.9 | 1.0 | 0.6 |
| 586 | RAISIN | 1 BAR | 28 | 6 | 127 | 2 | 5 | 2.7 | 0.8 | 0.9 |
| 587 | SOFT, CHOCOLATE-COATED, PEANUT BUTTER | 1 BAR | 28 | 3 | 144 | 3 | 9 | 4.8 | 1.9 | 0.5 |
| 588 | MACARONI (ELBOWS), ENRICHED, COOKED | 1 CUP | 140 | 66 | 197 | 7 | 1 | 0.1 | 0.1 | 0.4 |

| Cholesterol (mg) | Carbo-hydrate (g) | Total Dietary Fiber (g) | Calcium (mg) | Iron (mg) | Potassium (mg) | Sodium (mg) | Vitamin A (IU) | Vitamin A (RE) | Thiamine (mg) | Ribo-flavin (mg) | Niacin (mg) | Ascorbic Acid (mg) | Food No. |
|---|---|---|---|---|---|---|---|---|---|---|---|---|---|
| 0 | 107 | 10.2 | 7 | 5.7 | 224 | 4 | 570 | 57 | 0.99 | 0.56 | 6.9 | 0 | 553 |
| 0 | 103 | 9.8 | 483 | 6.5 | 235 | 1,860 | 570 | 57 | 0.94 | 0.53 | 6.3 | 0 | 554 |
| 0 | 7 | 0.1 | TR | TR | TR | 1 | 0 | 0 | 0.00 | 0.00 | 0.0 | 0 | 555 |
| 0 | 134 | 8.7 | 42 | 1.9 | 287 | 17 | 0 | 0 | 0.28 | 0.13 | 6.0 | 0 | 556 |
| 0 | 36 | 2.2 | 13 | 0.6 | 91 | 8 | 0 | 0 | 0.10 | 0.04 | 1.5 | 0 | 557 |
| 1 | 6 | 0.2 | 15 | 0.5 | 15 | 100 | 16 | 3 | 0.06 | 0.04 | 0.5 | 0 | 558 |
| 0 | 11 | 0.4 | 3 | 0.5 | 19 | 85 | 0 | 0 | 0.03 | 0.04 | 0.6 | 0 | 559 |
| 0 | 65 | 2.4 | 20 | 3.1 | 113 | 508 | 0 | 0 | 0.19 | 0.26 | 3.5 | 0 | 560 |
| 0 | 15 | 1.3 | 19 | 0.7 | 40 | 166 | 0 | 0 | 0.08 | 0.05 | 0.8 | 0 | 561 |
| 0 | 9 | 2.5 | 4 | 0.7 | 54 | 87 | 1 | 0 | 0.05 | 0.03 | 0.2 | TR | 562 |
| 0 | 9 | 0.4 | 14 | 0.6 | 15 | 156 | 0 | 0 | 0.07 | 0.06 | 0.6 | 0 | 563 |
| 0 | 32 | 1.4 | 54 | 2.4 | 58 | 586 | 0 | 0 | 0.25 | 0.21 | 2.4 | 0 | 564 |
| TR | 4 | 0.1 | 18 | 0.2 | 30 | 98 | 5 | 1 | 0.03 | 0.05 | 0.3 | TR | 565 |
| TR | 4 | 0.2 | 6 | 0.2 | 17 | 69 | 22 | 2 | 0.03 | 0.02 | 0.5 | TR | 566 |
| 0 | 38 | 1.0 | 74 | 2.2 | 82 | 525 | 0 | 0 | 0.25 | 0.21 | 2.5 | 0 | 567 |
| 0 | 7 | 0.2 | 14 | 0.4 | 16 | 102 | 0 | 0 | 0.05 | 0.04 | 0.5 | 0 | 568 |
| 0 | 5 | 0.4 | 4 | 0.4 | 15 | 64 | 0 | 0 | 0.04 | 0.03 | 0.4 | 0 | 569 |
| 0 | 11 | 1.7 | 8 | 0.5 | 48 | 105 | 0 | 0 | 0.03 | 0.02 | 0.7 | 0 | 570 |
| 38 | 26 | 1.5 | 21 | 1.2 | 67 | 424 | 424 | 106 | 0.22 | 0.14 | 1.2 | TR | 571 |
| 3 | 25 | 2.0 | 38 | 1.1 | 72 | 495 | 16 | 4 | 0.20 | 0.17 | 1.9 | 0 | 572 |
| 11 | 26 | 0.7 | 25 | 1.1 | 70 | 320 | 104 | 32 | 0.13 | 0.18 | 1.4 | TR | 573 |
| 81 | 34 | 1.3 | 33 | 1.3 | 59 | 251 | 53 | 16 | 0.19 | 0.16 | 1.4 | 3 | 574 |
| 5 | 7 | 0.2 | 6 | 0.3 | 18 | 76 | 8 | 2 | 0.03 | 0.03 | 0.3 | TR | 575 |
| 17 | 23 | 0.7 | 21 | 0.9 | 60 | 257 | 27 | 8 | 0.10 | 0.11 | 0.9 | TR | 576 |
| 1 | 6 | 0.2 | 6 | 0.3 | 14 | 44 | 2 | 1 | 0.05 | 0.03 | 0.4 | TR | 577 |
| 4 | 27 | 0.7 | 26 | 1.2 | 65 | 205 | 8 | 2 | 0.22 | 0.13 | 1.7 | TR | 578 |
| 127 | 24 | 0.6 | 63 | 1.2 | 117 | 337 | 718 | 191 | 0.12 | 0.27 | 0.8 | TR | 579 |
| 0 | 26 | 1.5 | 99 | 1.4 | 75 | 264 | 0 | 0 | 0.25 | 0.16 | 2.2 | 0 | 580 |
| 0 | 26 | 1.5 | 98 | 1.4 | 74 | 262 | 0 | 0 | 0.20 | 0.14 | 2.0 | TR | 581 |
| 75 | 16 | 0.7 | 65 | 1.1 | 87 | 311 | 315 | 86 | 0.13 | 0.21 | 1.1 | TR | 582 |
| 48 | 19 | 0.7 | 63 | 1.3 | 79 | 292 | 110 | 32 | 0.16 | 0.22 | 1.6 | TR | 583 |
| 0 | 18 | 1.5 | 17 | 0.8 | 95 | 83 | 43 | 4 | 0.07 | 0.03 | 0.4 | TR | 584 |
| TR | 20 | 1.4 | 26 | 0.7 | 96 | 77 | 12 | 1 | 0.06 | 0.04 | 0.3 | 0 | 585 |
| TR | 19 | 1.2 | 29 | 0.7 | 103 | 80 | 0 | 0 | 0.07 | 0.05 | 0.3 | 0 | 586 |
| 3 | 15 | 0.8 | 31 | 0.4 | 96 | 55 | 37 | 10 | 0.03 | 0.06 | 0.9 | TR | 587 |
| 0 | 40 | 1.8 | 10 | 2.0 | 43 | 1 | 0 | 0 | 0.29 | 0.14 | 2.3 | 0 | 588 |

| Food No. | Food Description | Measure of Edible Portion | Weight (g) | Water (%) | Calories (kcal) | Protein (g) | Total Fat (g) | Fatty Acids: Saturated (g) | Fatty Acids: Monounsaturated (g) | Fatty Acids: Polyunsaturated (g) |
|---|---|---|---|---|---|---|---|---|---|---|
| **GRAIN PRODUCTS (CONTINUED)** | | | | | | | | | | |
| 589 | MATZO, PLAIN | 1 MATZO | 28 | 4 | 112 | 3 | TR | 0.1 | TR | 0.2 |
| | MUFFINS | | | | | | | | | |
| | BLUEBERRY | | | | | | | | | |
| 590 | COMMERCIALLY PREPARED (2 3/4″ DIA × 2″) | 1 MUFFIN | 57 | 38 | 158 | 3 | 4 | 0.8 | 1.1 | 1.4 |
| 591 | PREPARED FROM MIX (2 1/4″ DIA × 1 3/4″) | 1 MUFFIN | 50 | 36 | 150 | 3 | 4 | 0.7 | 1.8 | 1.5 |
| 592 | PREPARED FROM RECIPE, WITH 2% MILK | 1 MUFFIN | 57 | 40 | 162 | 4 | 6 | 1.2 | 1.5 | 3.1 |
| 593 | BRAN WITH RAISINS, TOASTER TYPE, TOASTED | 1 MUFFIN | 34 | 27 | 106 | 2 | 3 | 0.5 | 0.8 | 1.7 |
| | CORN | | | | | | | | | |
| 594 | COMMERCIALLY PREPARED (2 1/2″ DIA × 2 1/4″) | 1 MUFFIN | 57 | 33 | 174 | 3 | 5 | 0.8 | 1.2 | 1.8 |
| 595 | PREPARED FROM MIX (2 1/4″ DIA × 1 1/2″) | 1 MUFFIN | 50 | 31 | 161 | 4 | 5 | 1.4 | 2.6 | 0.6 |
| 596 | OAT BRAN, COMMERCIALLY PREPARED (2 1/2″ DIA × 2 1/4″) | 1 MUFFIN | 57 | 35 | 154 | 4 | 4 | 0.6 | 1.0 | 2.4 |
| 597 | NOODLES, CHOW MEIN, CANNED | 1 CUP | 45 | 1 | 237 | 4 | 14 | 2.0 | 3.5 | 7.8 |
| | NOODLES (EGG NOODLES), ENRICHED, COOKED | | | | | | | | | |
| 598 | REGULAR | 1 CUP | 160 | 69 | 213 | 8 | 2 | 0.5 | 0.7 | 0.7 |
| 599 | SPINACH | 1 CUP | 160 | 69 | 211 | 8 | 3 | 0.6 | 0.8 | 0.6 |
| 600 | NUTRI GRAIN CEREAL BAR, FRUIT FILLED | 1 BAR | 37 | 15 | 136 | 2 | 3 | 0.6 | 1.9 | 0.3 |
| | OAT BRAN | | | | | | | | | |
| 601 | UNCOOKED | 1 CUP | 94 | 7 | 231 | 16 | 7 | 1.2 | 2.2 | 2.6 |
| 602 | COOKED | 1 CUP | 219 | 84 | 88 | 7 | 2 | 0.4 | 0.6 | 0.7 |
| 603 | ORIENTAL SNACK MIX | 1 OZ (ABOUT 1/4 CUP) | 28 | 3 | 156 | 5 | 7 | 1.1 | 2.8 | 3.0 |
| | PANCAKES, PLAIN (4″ DIA) | | | | | | | | | |
| 604 | FROZEN, READY TO HEAT | 1 PANCAKE | 36 | 45 | 82 | 2 | 1 | 0.3 | 0.4 | 0.3 |
| 605 | PREPARED FROM COMPLETE MIX | 1 PANCAKE | 38 | 53 | 74 | 2 | 1 | 0.2 | 0.3 | 0.3 |
| 606 | PREPARED FROM INCOMPLETE MIX, WITH 2% MILK, EGG, AND OIL | 1 PANCAKE | 38 | 53 | 83 | 3 | 3 | 0.8 | 0.8 | 1.1 |
| | PIE CRUST, BAKED | | | | | | | | | |
| | STANDARD TYPE | | | | | | | | | |
| 607 | FROM RECIPE | 1 PIE SHELL | 180 | 10 | 949 | 12 | 62 | 15.5 | 27.3 | 16.4 |
| 608 | FROM FROZEN | 1 PIE SHELL | 126 | 11 | 648 | 6 | 41 | 13.3 | 19.8 | 5.1 |
| 609 | GRAHAM CRACKER | 1 PIE SHELL | 239 | 4 | 1,181 | 10 | 60 | 12.4 | 27.2 | 16.5 |
| | PIES | | | | | | | | | |
| | COMMERCIALLY PREPARED (1/6 OF 8″ DIA) | | | | | | | | | |
| 610 | APPLE | 1 PIECE | 117 | 52 | 277 | 2 | 13 | 4.4 | 5.1 | 2.6 |
| 611 | BLUEBERRY | 1 PIECE | 117 | 53 | 271 | 2 | 12 | 2.0 | 5.0 | 4.1 |
| 612 | CHERRY | 1 PIECE | 117 | 46 | 304 | 2 | 13 | 3.0 | 6.8 | 2.4 |
| 613 | CHOCOLATE CREAM | 1 PIECE | 113 | 44 | 344 | 3 | 22 | 5.6 | 12.6 | 2.7 |
| 614 | COCONUT CUSTARD | 1 PIECE | 104 | 49 | 270 | 6 | 14 | 6.1 | 5.7 | 1.2 |
| 615 | LEMON MERINGUE | 1 PIECE | 113 | 42 | 303 | 2 | 10 | 2.0 | 3.0 | 4.1 |
| 616 | PECAN | 1 PIECE | 113 | 19 | 452 | 5 | 21 | 4.0 | 12.1 | 3.6 |
| 617 | PUMPKIN | 1 PIECE | 109 | 58 | 229 | 4 | 10 | 1.9 | 4.4 | 3.4 |
| | PREPARED FROM RECIPE (1/8 OF 9″ DIA) | | | | | | | | | |
| 618 | APPLE | 1 PIECE | 155 | 47 | 411 | 4 | 19 | 4.7 | 8.4 | 5.2 |
| 619 | BLUEBERRY | 1 PIECE | 147 | 51 | 360 | 4 | 17 | 4.3 | 7.5 | 4.5 |
| 620 | CHERRY | 1 PIECE | 180 | 46 | 486 | 5 | 22 | 5.4 | 9.6 | 5.8 |
| 621 | LEMON MERINGUE | 1 PIECE | 127 | 43 | 362 | 5 | 16 | 4.0 | 7.1 | 4.2 |

| Cholesterol (mg) | Carbo-hydrate (g) | Total Dietary Fiber (g) | Calcium (mg) | Iron (mg) | Potassium (mg) | Sodium (mg) | Vitamin A (IU) | Vitamin A (RE) | Thiamine (mg) | Ribo-flavin (mg) | Niacin (mg) | Ascorbic Acid (mg) | Food No. |
|---|---|---|---|---|---|---|---|---|---|---|---|---|---|
| 0 | 24 | 0.9 | 4 | 0.9 | 32 | 1 | 0 | 0 | 0.11 | 0.08 | 1.1 | 0 | 589 |
| 17 | 27 | 1.5 | 32 | 0.9 | 70 | 255 | 19 | 5 | 0.08 | 0.07 | 0.6 | 1 | 590 |
| 23 | 24 | 0.6 | 13 | 0.6 | 39 | 219 | 39 | 11 | 0.07 | 0.16 | 1.1 | 1 | 591 |
| 21 | 23 | 1.1 | 108 | 1.3 | 70 | 251 | 80 | 22 | 0.16 | 0.16 | 1.3 | 1 | 592 |
| 3 | 19 | 2.8 | 13 | 1.0 | 60 | 179 | 58 | 16 | 0.07 | 0.10 | 0.8 | 0 | 593 |
| 15 | 29 | 1.9 | 42 | 1.6 | 39 | 297 | 119 | 21 | 0.16 | 0.19 | 1.2 | 0 | 594 |
| 31 | 25 | 1.2 | 38 | 1.0 | 66 | 398 | 105 | 23 | 0.12 | 0.14 | 1.1 | TR | 595 |
| 0 | 28 | 2.6 | 36 | 2.4 | 289 | 224 | 0 | 0 | 0.15 | 0.05 | 0.2 | 0 | 596 |
| 0 | 26 | 1.8 | 9 | 2.1 | 54 | 198 | 38 | 4 | 0.26 | 0.19 | 2.7 | 0 | 597 |
| 53 | 40 | 1.8 | 19 | 2.5 | 45 | 11 | 32 | 10 | 0.30 | 0.13 | 2.4 | 0 | 598 |
| 53 | 39 | 3.7 | 30 | 1.7 | 59 | 19 | 165 | 22 | 0.39 | 0.20 | 2.4 | 0 | 599 |
| 0 | 27 | 0.8 | 15 | 1.8 | 73 | 110 | 750 | 227 | 0.37 | 0.41 | 5.0 | 0 | 600 |
| 0 | 62 | 14.5 | 55 | 5.1 | 532 | 4 | 0 | 0 | 1.10 | 0.21 | 0.9 | 0 | 601 |
| 0 | 25 | 5.7 | 22 | 1.9 | 201 | 2 | 0 | 0 | 0.35 | 0.07 | 0.3 | 0 | 602 |
| 0 | 15 | 3.7 | 15 | 0.7 | 93 | 117 | 1 | 0 | 0.09 | 0.04 | 0.9 | TR | 603 |
| 3 | 16 | 0.6 | 22 | 1.3 | 26 | 183 | 36 | 10 | 0.14 | 0.17 | 1.4 | TR | 604 |
| 5 | 14 | 0.5 | 48 | 0.6 | 67 | 239 | 12 | 3 | 0.08 | 0.08 | 0.7 | TR | 605 |
| 27 | 11 | 0.7 | 82 | 0.5 | 76 | 192 | 95 | 27 | 0.08 | 0.12 | 0.5 | TR | 606 |
| 0 | 86 | 3.0 | 18 | 5.2 | 121 | 976 | 0 | 0 | 0.70 | 0.50 | 6.0 | 0 | 607 |
| 0 | 62 | 1.3 | 26 | 2.8 | 139 | 815 | 0 | 0 | 0.35 | 0.48 | 3.1 | 0 | 608 |
| 0 | 156 | 3.6 | 50 | 5.2 | 210 | 1,365 | 1,876 | 483 | 0.25 | 0.42 | 5.1 | 0 | 609 |
| 0 | 40 | 1.9 | 13 | 0.5 | 76 | 311 | 145 | 35 | 0.03 | 0.03 | 0.3 | 4 | 610 |
| 0 | 41 | 1.2 | 9 | 0.4 | 59 | 380 | 164 | 40 | 0.01 | 0.04 | 0.4 | 3 | 611 |
| 0 | 47 | 0.9 | 14 | 0.6 | 95 | 288 | 329 | 63 | 0.03 | 0.03 | 0.2 | 1 | 612 |
| 6 | 38 | 2.3 | 41 | 1.2 | 144 | 154 | 0 | 0 | 0.04 | 0.12 | 0.8 | 0 | 613 |
| 36 | 31 | 1.9 | 84 | 0.8 | 182 | 348 | 114 | 28 | 0.09 | 0.15 | 0.4 | 1 | 614 |
| 51 | 53 | 1.4 | 63 | 0.7 | 101 | 165 | 198 | 59 | 0.07 | 0.24 | 0.7 | 4 | 615 |
| 36 | 65 | 4.0 | 19 | 1.2 | 84 | 479 | 198 | 53 | 0.10 | 0.14 | 0.3 | 1 | 616 |
| 22 | 30 | 2.9 | 65 | 0.9 | 168 | 307 | 3,743 | 405 | 0.06 | 0.17 | 0.2 | 1 | 617 |
| 0 | 58 | 3.6 | 11 | 1.7 | 122 | 327 | 90 | 19 | 0.23 | 0.17 | 1.9 | 3 | 618 |
| 0 | 49 | 3.6 | 10 | 1.8 | 74 | 272 | 62 | 6 | 0.22 | 0.19 | 1.8 | 1 | 619 |
| 0 | 69 | 3.5 | 18 | 3.3 | 139 | 344 | 736 | 86 | 0.27 | 0.23 | 2.3 | 2 | 620 |
| 67 | 50 | 0.7 | 15 | 1.3 | 83 | 307 | 203 | 56 | 0.15 | 0.20 | 1.2 | 4 | 621 |

| Food No. | Food Description | Measure of Edible Portion | Weight (g) | Water (%) | Calories (kcal) | Protein (g) | Total Fat (g) | Fatty Acids: Saturated (g) | Fatty Acids: Monounsaturated (g) | Fatty Acids: Polyunsaturated (g) |
|---|---|---|---|---|---|---|---|---|---|---|
| **GRAIN PRODUCTS (CONTINUED)** | | | | | | | | | | |
| 622 | PECAN | 1 PIECE | 122 | 20 | 503 | 6 | 27 | 4.9 | 13.6 | 7.0 |
| 623 | PUMPKIN | 1 PIECE | 155 | 59 | 316 | 7 | 14 | 4.9 | 5.7 | 2.8 |
| 624 | FRIED, CHERRY | 1 PIE | 128 | 38 | 404 | 4 | 21 | 3.1 | 9.5 | 6.9 |
| | POPCORN | | | | | | | | | |
| 625 | AIR POPPED, UNSALTED | 1 CUP | 8 | 4 | 31 | 1 | TR | TR | 0.1 | 0.2 |
| 626 | OIL POPPED, SALTED | 1 CUP | 11 | 3 | 55 | 1 | 3 | 0.5 | 0.9 | 1.5 |
| | CARAMEL-COATED | | | | | | | | | |
| 627 | WITH PEANUTS | 1 CUP | 42 | 3 | 168 | 3 | 3 | 0.4 | 1.1 | 1.4 |
| 628 | WITHOUT PEANUTS | 1 CUP | 35 | 3 | 152 | 1 | 5 | 1.3 | 1.0 | 1.6 |
| 629 | CHEESE FLAVOR | 1 CUP | 11 | 3 | 58 | 1 | 4 | 0.7 | 1.1 | 1.7 |
| 630 | POPCORN CAKE | 1 CAKE | 10 | 5 | 38 | 1 | TR | TR | 0.1 | 0.1 |
| | PRETZELS, MADE WITH ENRICHED FLOUR | | | | | | | | | |
| 631 | STICK, 2 1/4″ LONG | 10 PRETZELS | 3 | 3 | 11 | TR | TR | TR | TR | TR |
| 632 | TWISTED, REGULAR | 10 PRETZELS | 60 | 3 | 229 | 5 | 2 | 0.5 | 0.8 | 0.7 |
| 633 | TWISTED, DUTCH, 2 3/4″ × 2 5/8″ | 1 PRETZEL | 16 | 3 | 61 | 1 | 1 | 0.1 | 0.2 | 0.2 |
| | RICE | | | | | | | | | |
| 634 | BROWN, LONG GRAIN, COOKED | 1 CUP | 195 | 73 | 216 | 5 | 2 | 0.4 | 0.6 | 0.6 |
| | WHITE, LONG GRAIN, ENRICHED | | | | | | | | | |
| | REGULAR | | | | | | | | | |
| 635 | RAW | 1 CUP | 185 | 12 | 675 | 13 | 1 | 0.3 | 0.4 | 0.3 |
| 636 | COOKED | 1 CUP | 158 | 68 | 205 | 4 | TR | 0.1 | 0.1 | 0.1 |
| 637 | INSTANT, PREPARED | 1 CUP | 165 | 76 | 162 | 3 | TR | 0.1 | 0.1 | 0.1 |
| | PARBOILED | | | | | | | | | |
| 638 | RAW | 1 CUP | 185 | 10 | 686 | 13 | 1 | 0.3 | 0.3 | 0.3 |
| 639 | COOKED | 1 CUP | 175 | 72 | 200 | 4 | TR | 0.1 | 0.1 | 0.1 |
| 640 | WILD, COOKED | 1 CUP | 164 | 74 | 166 | 7 | 1 | 0.1 | 0.1 | 0.3 |
| 641 | RICE CAKE, BROWN RICE, PLAIN | 1 CAKE | 9 | 6 | 35 | 1 | TR | 0.1 | 0.1 | 0.1 |
| 642 | RICE KRISPIES TREAT SQUARES | 1 BAR | 22 | 6 | 91 | 1 | 2 | 0.3 | 0.6 | 1.1 |
| | ROLLS | | | | | | | | | |
| 643 | DINNER | 1 ROLL | 28 | 32 | 84 | 2 | 2 | 0.5 | 1.0 | 0.3 |
| 644 | HAMBURGER OR HOTDOG | 1 ROLL | 43 | 34 | 123 | 4 | 2 | 0.5 | 0.4 | 1.1 |
| 645 | HARD, KAISER | 1 ROLL | 57 | 31 | 167 | 6 | 2 | 0.3 | 0.6 | 1.0 |
| | SPAGHETTI, COOKED | | | | | | | | | |
| 646 | ENRICHED | 1 CUP | 140 | 66 | 197 | 7 | 1 | 0.1 | 0.1 | 0.4 |
| 647 | WHOLE WHEAT | 1 CUP | 140 | 67 | 174 | 7 | 1 | 0.1 | 0.1 | 0.3 |
| | SWEET ROLLS, CINNAMON | | | | | | | | | |
| 648 | COMMERCIAL, WITH RAISINS | 1 ROLL | 60 | 25 | 223 | 4 | 10 | 1.8 | 2.9 | 4.5 |
| 649 | REFRIGERATED DOUGH, BAKED, WITH FROSTING | 1 ROLL | 30 | 23 | 109 | 2 | 4 | 1.0 | 2.2 | 0.5 |
| 650 | TACO SHELL, BAKED | 1 MEDIUM | 13 | 6 | 62 | 1 | 3 | 0.4 | 1.2 | 1.1 |
| 651 | TAPIOCA, PEARL, DRY | 1 CUP | 152 | 11 | 544 | TR | TR | TR | TR | TR |
| | TOASTER PASTRIES | | | | | | | | | |
| 652 | BROWN SUGAR CINNAMON | 1 PASTRY | 50 | 11 | 206 | 3 | 7 | 1.8 | 4.0 | 0.9 |
| 653 | CHOCOLATE WITH FROSTING | 1 PASTRY | 52 | 13 | 201 | 3 | 5 | 1.0 | 2.7 | 1.1 |
| 654 | FRUIT FILLED | 1 PASTRY | 52 | 12 | 204 | 2 | 5 | 0.8 | 2.2 | 2.0 |
| 655 | LOW FAT | 1 PASTRY | 52 | 12 | 193 | 2 | 3 | 0.7 | 1.7 | 0.5 |
| | TORTILLA CHIPS | | | | | | | | | |
| | PLAIN | | | | | | | | | |
| 656 | REGULAR | 1 OZ | 28 | 2 | 142 | 2 | 7 | 1.4 | 4.4 | 1.0 |
| 657 | LOW FAT, BAKED | 10 CHIPS | 14 | 2 | 54 | 2 | 1 | 0.1 | 0.2 | 0.4 |
| | NACHO FLAVOR | | | | | | | | | |
| 658 | REGULAR | 1 OZ | 28 | 2 | 141 | 2 | 7 | 1.4 | 4.3 | 1.0 |
| 659 | LIGHT, REDUCED FAT | 1 OZ | 28 | 1 | 126 | 2 | 4 | 0.8 | 2.5 | 0.6 |

| Cholesterol (mg) | Carbo-hydrate (g) | Total Dietary Fiber (g) | Calcium (mg) | Iron (mg) | Potassium (mg) | Sodium (mg) | Vitamin A (IU) | Vitamin A (RE) | Thiamine (mg) | Ribo-flavin (mg) | Niacin (mg) | Ascorbic Acid (mg) | Food No. |
|---|---|---|---|---|---|---|---|---|---|---|---|---|---|
| 106 | 64 | 2.2 | 39 | 1.8 | 162 | 320 | 410 | 109 | 0.23 | 0.22 | 1.0 | TR | 622 |
| 65 | 41 | 2.9 | 146 | 2.0 | 288 | 349 | 11,833 | 1,212 | 0.14 | 0.31 | 1.2 | 3 | 623 |
| 0 | 55 | 3.3 | 28 | 1.6 | 83 | 479 | 220 | 22 | 0.18 | 0.14 | 1.8 | 2 | 624 |
| 0 | 6 | 1.2 | 1 | 0.2 | 24 | TR | 16 | 2 | 0.02 | 0.02 | 0.2 | 0 | 625 |
| 0 | 6 | 1.1 | 1 | 0.3 | 25 | 97 | 17 | 2 | 0.01 | 0.01 | 0.2 | TR | 626 |
| 0 | 34 | 1.6 | 28 | 1.6 | 149 | 124 | 27 | 3 | 0.02 | 0.05 | 0.8 | 0 | 627 |
| 2 | 28 | 1.8 | 15 | 0.6 | 38 | 73 | 18 | 4 | 0.02 | 0.02 | 0.8 | 0 | 628 |
| 1 | 6 | 1.1 | 12 | 0.2 | 29 | 98 | 27 | 5 | 0.01 | 0.03 | 0.2 | TR | 629 |
| 0 | 8 | 0.3 | 1 | 0.2 | 33 | 29 | 7 | 1 | 0.01 | 0.02 | 0.6 | 0 | 630 |
| 0 | 2 | 0.1 | 1 | 0.1 | 4 | 51 | 0 | 0 | 0.01 | 0.02 | 0.2 | 0 | 631 |
| 0 | 48 | 1.9 | 22 | 2.6 | 88 | 1,029 | 0 | 0 | 0.28 | 0.37 | 3.2 | 0 | 632 |
| 0 | 13 | 0.5 | 6 | 0.7 | 23 | 274 | 0 | 0 | 0.07 | 0.10 | 0.8 | 0 | 633 |
| 0 | 45 | 3.5 | 20 | 0.8 | 84 | 10 | 0 | 0 | 0.19 | 0.05 | 3.0 | 0 | 634 |
| 0 | 148 | 2.4 | 52 | 8.0 | 213 | 9 | 0 | 0 | 1.07 | 0.09 | 7.8 | 0 | 635 |
| 0 | 45 | 0.6 | 16 | 1.9 | 55 | 2 | 0 | 0 | 0.26 | 0.02 | 2.3 | 0 | 636 |
| 0 | 35 | 1.0 | 13 | 1.0 | 7 | 5 | 0 | 0 | 0.12 | 0.08 | 1.5 | 0 | 637 |
| 0 | 151 | 3.1 | 111 | 6.6 | 222 | 9 | 0 | 0 | 1.10 | 0.13 | 6.7 | 0 | 638 |
| 0 | 43 | 0.7 | 33 | 2.0 | 65 | 5 | 0 | 0 | 0.44 | 0.03 | 2.5 | 0 | 639 |
| 0 | 35 | 3.0 | 5 | 1.0 | 166 | 5 | 0 | 0 | 0.09 | 0.14 | 2.1 | 0 | 640 |
| 0 | 7 | 0.4 | 1 | 0.1 | 26 | 29 | 4 | TR | 0.01 | 0.01 | 0.7 | 0 | 641 |
| 0 | 18 | 0.1 | 1 | 0.5 | 9 | 77 | 200 | 60 | 0.15 | 0.18 | 2.0 | 0 | 642 |
| TR | 14 | 0.8 | 33 | 0.9 | 37 | 146 | 0 | 0 | 0.14 | 0.09 | 1.1 | TR | 643 |
| 0 | 22 | 1.2 | 60 | 1.4 | 61 | 241 | 0 | 0 | 0.21 | 0.13 | 1.7 | TR | 644 |
| 0 | 30 | 1.3 | 54 | 1.9 | 62 | 310 | 0 | 0 | 0.27 | 0.19 | 2.4 | 0 | 645 |
| 0 | 40 | 2.4 | 10 | 2.0 | 43 | 1 | 0 | 0 | 0.29 | 0.14 | 2.3 | 0 | 646 |
| 0 | 37 | 6.3 | 21 | 1.5 | 62 | 4 | 0 | 0 | 0.15 | 0.06 | 1.0 | 0 | 647 |
| 40 | 31 | 1.4 | 43 | 1.0 | 67 | 230 | 129 | 38 | 0.19 | 0.16 | 1.4 | 1 | 648 |
| 0 | 17 | 0.6 | 10 | 0.8 | 19 | 250 | 1 | 0 | 0.12 | 0.07 | 1.1 | TR | 649 |
| 0 | 8 | 1.0 | 21 | 0.3 | 24 | 49 | 0 | 0 | 0.03 | 0.01 | 0.2 | 0 | 650 |
| 0 | 135 | 1.4 | 30 | 2.4 | 17 | 2 | 0 | 0 | 0.01 | 0.00 | 0.0 | 0 | 651 |
| 0 | 34 | 0.5 | 17 | 2.0 | 57 | 212 | 493 | 112 | 0.19 | 0.29 | 2.3 | TR | 652 |
| 0 | 37 | 0.6 | 20 | 1.8 | 82 | 203 | 500 | NA | 0.16 | 0.16 | 2.0 | 0 | 653 |
| 0 | 37 | 1.1 | 14 | 1.8 | 58 | 218 | 501 | 2 | 0.15 | 0.19 | 2.0 | TR | 654 |
| 0 | 40 | 0.8 | 23 | 1.8 | 34 | 131 | 494 | 49 | 0.15 | 0.29 | 2.0 | 2 | 655 |
| 0 | 18 | 1.8 | 44 | 0.4 | 56 | 150 | 56 | 6 | 0.02 | 0.05 | 0.4 | 0 | 656 |
| 0 | 11 | 0.7 | 22 | 0.2 | 37 | 57 | 52 | 6 | 0.03 | 0.04 | 0.1 | TR | 657 |
| 1 | 18 | 1.5 | 42 | 0.4 | 61 | 201 | 105 | 12 | 0.04 | 0.05 | 0.4 | 1 | 658 |
| 1 | 20 | 1.4 | 45 | 0.5 | 77 | 284 | 108 | 12 | 0.06 | 0.08 | 0.1 | TR | 659 |

| Food No. | Food Description | Measure of Edible Portion | Weight (g) | Water (%) | Calories (kcal) | Protein (g) | Total Fat (g) | Fatty Acids: Satu-rated (g) | Fatty Acids: Mono-unsatu-rated (g) | Fatty Acids: Poly-unsatu-rated (g) |
|---|---|---|---|---|---|---|---|---|---|---|
| **GRAIN PRODUCTS (CONTINUED)** | | | | | | | | | | |
| | TORTILLAS, READY TO COOK (ABOUT 6″ DIA) | | | | | | | | | |
| 660 | CORN | 1 TORTILLA | 26 | 44 | 58 | 1 | 1 | 0.1 | 0.2 | 0.3 |
| 661 | FLOUR | 1 TORTILLA | 32 | 27 | 104 | 3 | 2 | 0.6 | 1.2 | 0.3 |
| | WAFFLES, PLAIN | | | | | | | | | |
| 662 | PREPARED FROM RECIPE, 7″ DIA | 1 WAFFLE | 75 | 42 | 218 | 6 | 11 | 2.1 | 2.6 | 5.1 |
| 663 | FROZEN, TOASTED, 4″ DIA | 1 WAFFLE | 33 | 42 | 87 | 2 | 3 | 0.5 | 1.1 | 0.9 |
| 664 | LOW FAT, 4″ DIA | 1 WAFFLE | 35 | 43 | 83 | 2 | 1 | 0.3 | 0.4 | 0.4 |
| | WHEAT FLOURS | | | | | | | | | |
| | ALL PURPOSE, ENRICHED | | | | | | | | | |
| 665 | SIFTED, SPOONED | 1 CUP | 115 | 12 | 419 | 12 | 1 | 0.2 | 0.1 | 0.5 |
| 666 | UNSIFTED, SPOONED | 1 CUP | 125 | 12 | 455 | 13 | 1 | 0.2 | 0.1 | 0.5 |
| 667 | BREAD, ENRICHED | 1 CUP | 137 | 13 | 495 | 16 | 2 | 0.3 | 0.2 | 1.0 |
| 668 | CAKE OR PASTRY FLOUR, ENRICHED, UNSIFTED, SPOONED | 1 CUP | 137 | 13 | 496 | 11 | 1 | 0.2 | 0.1 | 0.5 |
| 669 | SELF-RISING, ENRICHED, UNSIFTED, SPOONED | 1 CUP | 125 | 11 | 443 | 12 | 1 | 0.2 | 0.1 | 0.5 |
| 670 | WHOLE WHEAT, FROM HARD WHEATS, STIRRED, SPOONED | 1 CUP | 120 | 10 | 407 | 16 | 2 | 0.4 | 0.3 | 0.9 |
| 671 | WHEAT GERM, TOASTED, PLAIN | 1 TBSP | 7 | 6 | 27 | 2 | 1 | 0.1 | 0.1 | 0.5 |
| **LEGUMES, NUTS, AND SEEDS** | | | | | | | | | | |
| | ALMONDS, SHELLED | | | | | | | | | |
| 672 | SLICED | 1 CUP | 95 | 5 | 549 | 20 | 48 | 3.7 | 30.5 | 11.6 |
| 673 | WHOLE | 1 OZ (24 NUTS) | 28 | 5 | 164 | 6 | 14 | 1.1 | 9.1 | 3.5 |
| | BEANS, DRY | | | | | | | | | |
| | COOKED | | | | | | | | | |
| 674 | BLACK | 1 CUP | 172 | 66 | 227 | 15 | 1 | 0.2 | 0.1 | 0.4 |
| 675 | GREAT NORTHERN | 1 CUP | 177 | 69 | 209 | 15 | 1 | 0.2 | TR | 0.3 |
| 676 | KIDNEY, RED | 1 CUP | 177 | 67 | 225 | 15 | 1 | 0.1 | 0.1 | 0.5 |
| 677 | LIMA, LARGE | 1 CUP | 188 | 70 | 216 | 15 | 1 | 0.2 | 0.1 | 0.3 |
| 678 | PEA (NAVY) | 1 CUP | 182 | 63 | 258 | 16 | 1 | 0.3 | 0.1 | 0.4 |
| 679 | PINTO | 1 CUP | 171 | 64 | 234 | 14 | 1 | 0.2 | 0.2 | 0.3 |
| | CANNED, SOLIDS AND LIQUID | | | | | | | | | |
| | BAKED BEANS | | | | | | | | | |
| 680 | PLAIN OR VEGETARIAN | 1 CUP | 254 | 73 | 236 | 12 | 1 | 0.3 | 0.1 | 0.5 |
| 681 | WITH FRANKFURTERS | 1 CUP | 259 | 69 | 368 | 17 | 17 | 6.1 | 7.3 | 2.2 |
| 682 | WITH PORK IN TOMATO SAUCE | 1 CUP | 253 | 73 | 248 | 13 | 3 | 1.0 | 1.1 | 0.3 |
| 683 | WITH PORK IN SWEET SAUCE | 1 CUP | 253 | 71 | 281 | 13 | 4 | 1.4 | 1.6 | 0.5 |
| 684 | KIDNEY, RED | 1 CUP | 256 | 77 | 218 | 13 | 1 | 0.1 | 0.1 | 0.5 |
| 685 | LIMA, LARGE | 1 CUP | 241 | 77 | 190 | 12 | TR | 0.1 | TR | 0.2 |
| 686 | WHITE | 1 CUP | 262 | 70 | 307 | 19 | 1 | 0.2 | 0.1 | 0.3 |
| | BLACK-EYED PEAS, DRY | | | | | | | | | |
| 687 | COOKED | 1 CUP | 172 | 70 | 200 | 13 | 1 | 0.2 | 0.1 | 0.4 |
| 688 | CANNED, SOLIDS AND LIQUID | 1 CUP | 240 | 80 | 185 | 11 | 1 | 0.3 | 0.1 | 0.6 |
| 689 | BRAZIL NUTS, SHELLED | 1 OZ (6–8 NUTS) | 28 | 3 | 186 | 4 | 19 | 4.6 | 6.5 | 6.8 |
| 690 | CAROB FLOUR | 1 CUP | 103 | 4 | 229 | 5 | 1 | 0.1 | 0.2 | 0.2 |
| | CASHEWS, SALTED | | | | | | | | | |
| 691 | DRY ROASTED | 1 OZ | 28 | 2 | 163 | 4 | 13 | 2.6 | 7.7 | 2.2 |
| 692 | OIL ROASTED | 1 CUP | 130 | 4 | 749 | 21 | 63 | 12.4 | 36.9 | 10.6 |
| 693 | | 1 OZ (18 NUTS) | 28 | 4 | 163 | 5 | 14 | 2.7 | 8.1 | 2.3 |
| 694 | CHESTNUTS, EUROPEAN, ROASTED, SHELLED | 1 CUP | 143 | 40 | 350 | 5 | 3 | 0.6 | 1.1 | 1.2 |
| | CHICKPEAS, DRY | | | | | | | | | |

| Cholesterol (mg) | Carbo-hydrate (g) | Total Dietary Fiber (g) | Calcium (mg) | Iron (mg) | Potassium (mg) | Sodium (mg) | Vitamin A (IU) | Vitamin A (RE) | Thiamine (mg) | Ribo-flavin (mg) | Niacin (mg) | Ascorbic Acid (mg) | Food No. |
|---|---|---|---|---|---|---|---|---|---|---|---|---|---|
| 0 | 12 | 1.4 | 46 | 0.4 | 40 | 42 | 0 | 0 | 0.03 | 0.02 | 0.4 | 0 | 660 |
| 0 | 18 | 1.1 | 40 | 1.1 | 42 | 153 | 0 | 0 | 0.17 | 0.09 | 1.1 | 0 | 661 |
| 52 | 25 | 0.7 | 191 | 1.7 | 119 | 383 | 171 | 49 | 0.20 | 0.26 | 1.6 | TR | 662 |
| 8 | 13 | 0.8 | 77 | 1.5 | 42 | 260 | 400 | 120 | 0.13 | 0.16 | 1.5 | 0 | 663 |
| 9 | 15 | 0.4 | 20 | 1.9 | 50 | 155 | 506 | NA | 0.31 | 0.26 | 2.6 | 0 | 664 |
| 0 | 88 | 3.1 | 17 | 5.3 | 123 | 2 | 0 | 0 | 0.90 | 0.57 | 6.8 | 0 | 665 |
| 0 | 95 | 3.4 | 19 | 5.8 | 134 | 3 | 0 | 0 | 0.98 | 0.62 | 7.4 | 0 | 666 |
| 0 | 99 | 3.3 | 21 | 6.0 | 137 | 3 | 0 | 0 | 1.11 | 0.70 | 10.3 | 0 | 667 |
| 0 | 107 | 2.3 | 19 | 10.0 | 144 | 3 | 0 | 0 | 1.22 | 0.59 | 9.3 | 0 | 668 |
| 0 | 93 | 3.4 | 423 | 5.8 | 155 | 1,588 | 0 | 0 | 0.84 | 0.52 | 7.3 | 0 | 669 |
| 0 | 87 | 14.6 | 41 | 4.7 | 486 | 6 | 0 | 0 | 0.54 | 0.26 | 7.6 | 0 | 670 |
| 0 | 3 | 0.9 | 3 | 0.6 | 66 | TR | 0 | 0 | 0.12 | 0.06 | 0.4 | TR | 671 |
| 0 | 19 | 11.2 | 236 | 4.1 | 692 | 1 | 10 | 1 | 0.23 | 0.77 | 3.7 | 0 | 672 |
| 0 | 6 | 3.3 | 70 | 1.2 | 206 | TR | 3 | TR | 0.07 | 0.23 | 1.1 | 0 | 673 |
| 0 | 41 | 15.0 | 46 | 3.6 | 611 | 2 | 10 | 2 | 0.42 | 0.10 | 0.9 | 0 | 674 |
| 0 | 37 | 12.4 | 120 | 3.8 | 692 | 4 | 2 | 0 | 0.28 | 0.10 | 1.2 | 2 | 675 |
| 0 | 40 | 13.1 | 50 | 5.2 | 713 | 4 | 0 | 0 | 0.28 | 0.10 | 1.0 | 2 | 676 |
| 0 | 39 | 13.2 | 32 | 4.5 | 955 | 4 | 0 | 0 | 0.30 | 0.10 | 0.8 | 0 | 677 |
| 0 | 48 | 11.6 | 127 | 4.5 | 670 | 2 | 4 | 0 | 0.37 | 0.11 | 1.0 | 2 | 678 |
| 0 | 44 | 14.7 | 82 | 4.5 | 800 | 3 | 3 | 0 | 0.32 | 0.16 | 0.7 | 4 | 679 |
| 0 | 52 | 12.7 | 127 | 0.7 | 752 | 1,008 | 434 | 43 | 0.39 | 0.15 | 1.1 | 8 | 680 |
| 16 | 40 | 17.9 | 124 | 4.5 | 609 | 1,114 | 399 | 39 | 0.15 | 0.15 | 2.3 | 6 | 681 |
| 18 | 49 | 12.1 | 142 | 8.3 | 759 | 1,113 | 314 | 30 | 0.13 | 0.12 | 1.3 | 8 | 682 |
| 18 | 53 | 13.2 | 154 | 4.2 | 673 | 850 | 288 | 28 | 0.12 | 0.15 | 0.9 | 8 | 683 |
| 0 | 40 | 16.4 | 61 | 3.2 | 658 | 873 | 0 | 0 | 0.27 | 0.23 | 1.2 | 3 | 684 |
| 0 | 36 | 11.6 | 51 | 4.4 | 530 | 810 | 0 | 0 | 0.13 | 0.08 | 0.6 | 0 | 685 |
| 0 | 57 | 12.6 | 191 | 7.8 | 1,189 | 13 | 0 | 0 | 0.25 | 0.10 | 0.3 | 0 | 686 |
| 0 | 36 | 11.2 | 41 | 4.3 | 478 | 7 | 26 | 3 | 0.35 | 0.09 | 0.9 | 1 | 687 |
| 0 | 33 | 7.9 | 48 | 2.3 | 413 | 718 | 31 | 2 | 0.18 | 0.18 | 0.8 | 6 | 688 |
| 0 | 4 | 1.5 | 50 | 1.0 | 170 | 1 | 0 | 0 | 0.28 | 0.03 | 0.5 | TR | 689 |
| 0 | 92 | 41.0 | 358 | 3.0 | 852 | 36 | 14 | 1 | 0.05 | 0.47 | 2.0 | TR | 690 |
| 0 | 9 | 0.9 | 13 | 1.7 | 160 | 181 | 0 | 0 | 0.06 | 0.06 | 0.4 | 0 | 691 |
| 0 | 37 | 4.9 | 53 | 5.3 | 689 | 814 | 0 | 0 | 0.55 | 0.23 | 2.3 | 0 | 692 |
| 0 | 8 | 1.1 | 12 | 1.2 | 150 | 177 | 0 | 0 | 0.12 | 0.05 | 0.5 | 0 | 693 |
| 0 | 76 | 7.3 | 41 | 1.3 | 847 | 3 | 34 | 3 | 0.35 | 0.25 | 1.9 | 37 | 694 |

| Food No. | Food Description | Measure of Edible Portion | Weight (g) | Water (%) | Calories (kcal) | Protein (g) | Total Fat (g) | Fatty Acids: Saturated (g) | Fatty Acids: Monounsaturated (g) | Fatty Acids: Polyunsaturated (g) |
|---|---|---|---|---|---|---|---|---|---|---|
| **LEGUMES, NUTS, AND SEEDS (CONTINUED)** | | | | | | | | | | |
| 695 | COOKED | 1 CUP | 164 | 60 | 269 | 15 | 4 | 0.4 | 1.0 | 1.9 |
| 696 | CANNED, SOLIDS AND LIQUID | 1 CUP | 240 | 70 | 286 | 12 | 3 | 0.3 | 0.6 | 1.2 |
| | COCONUT | | | | | | | | | |
| | RAW | | | | | | | | | |
| 697 | PIECE, ABOUT 2″ × 2″ × 1/2″ | 1 PIECE | 45 | 47 | 159 | 1 | 15 | 13.4 | 0.6 | 0.2 |
| 698 | SHREDDED, NOT PACKED | 1 CUP | 80 | 47 | 283 | 3 | 27 | 23.8 | 1.1 | 0.3 |
| 699 | DRIED, SWEETENED, SHREDDED | 1 CUP | 93 | 13 | 466 | 3 | 33 | 29.3 | 1.4 | 0.4 |
| 700 | HAZELNUTS (FILBERTS), CHOPPED | 1 CUP | 115 | 5 | 722 | 17 | 70 | 5.1 | 52.5 | 9.1 |
| 701 | | 1 OZ | 28 | 5 | 178 | 4 | 17 | 1.3 | 12.9 | 2.2 |
| 702 | HUMMUS, COMMERCIAL | 1 TBSP | 14 | 67 | 23 | 1 | 1 | 0.2 | 0.6 | 0.5 |
| 703 | LENTILS, DRY, COOKED | 1 CUP | 198 | 70 | 230 | 18 | 1 | 0.1 | 0.1 | 0.3 |
| 704 | MACADAMIA NUTS, DRY ROASTED, SALTED | 1 CUP | 134 | 2 | 959 | 10 | 102 | 16.0 | 79.4 | 2.0 |
| 705 | | 1 OZ (10–12 NUTS) | 28 | 2 | 203 | 2 | 22 | 3.4 | 16.8 | 0.4 |
| | MIXED NUTS, WITH PEANUTS, SALTED | | | | | | | | | |
| 706 | DRY ROASTED | 1 OZ | 28 | 2 | 168 | 5 | 15 | 2.0 | 8.9 | 3.1 |
| 707 | OIL ROASTED | 1 OZ | 28 | 2 | 175 | 5 | 16 | 2.5 | 9.0 | 3.8 |
| | PEANUTS | | | | | | | | | |
| | DRY ROASTED | | | | | | | | | |
| 708 | SALTED | 1 OZ (ABOUT 28) | 28 | 2 | 166 | 7 | 14 | 2.0 | 7.0 | 4.4 |
| 709 | UNSALTED | 1 CUP | 146 | 2 | 854 | 35 | 73 | 10.1 | 36.0 | 22.9 |
| 710 | | 1 OZ (ABOUT 28) | 28 | 2 | 166 | 7 | 14 | 2 | 7.0 | 4.4 |
| 711 | OIL ROASTED, SALTED | 1 CUP | 144 | 2 | 837 | 38 | 71 | 9.9 | 35.2 | 22.4 |
| 712 | | 1 OZ | 28 | 2 | 165 | 7 | 14 | 1.9 | 6.9 | 4.4 |
| | PEANUT BUTTER | | | | | | | | | |
| | REGULAR | | | | | | | | | |
| 713 | SMOOTH STYLE | 1 TBSP | 16 | 1 | 95 | 4 | 8 | 1.7 | 3.9 | 2.2 |
| 714 | CHUNK STYLE | 1 TBSP | 16 | 1 | 94 | 4 | 8 | 1.5 | 3.8 | 2.3 |
| 715 | REDUCED FAT, SMOOTH | 1 TBSP | 18 | 1 | 94 | 5 | 6 | 1.3 | 2.9 | 1.8 |
| 716 | PEAS, SPLIT, DRY, COOKED | 1 CUP | 196 | 69 | 231 | 16 | 1 | 0.1 | 0.2 | 0.3 |
| 717 | PECANS, HALVES | 1 CUP | 108 | 4 | 746 | 10 | 78 | 6.7 | 44.0 | 23.3 |
| 718 | | 1 OZ (20 HALVES) | 28 | 4 | 196 | 3 | 20 | 1.8 | 11.6 | 6.1 |
| 719 | PINE NUTS (PIGNOLIA), SHELLED | 1 OZ | 28 | 7 | 160 | 7 | 14 | 2.2 | 5.4 | 6.1 |
| 720 | | 1 TBSP | 9 | 7 | 49 | 2 | 4 | 0.7 | 1.6 | 1.8 |
| 721 | PISTACHIO NUTS, DRY ROASTED, WITH SALT, SHELLED | 1 OZ (47 NUTS) | 28 | 2 | 161 | 6 | 13 | 1.6 | 6.8 | 3.9 |
| 722 | PUMPKIN AND SQUASH KERNELS, ROASTED, WITH SALT | 1 OZ (142 SEEDS) | 28 | 7 | 148 | 9 | 12 | 2.3 | 3.7 | 5.4 |
| 723 | REFRIED BEANS, CANNED | 1 CUP | 252 | 76 | 237 | 14 | 3 | 1.2 | 1.4 | 0.4 |
| 724 | SESAME SEEDS | 1 TBSP | 8 | 5 | 47 | 2 | 4 | 0.6 | 1.7 | 1.9 |
| 725 | SOYBEANS, DRY, COOKED | 1 CUP | 172 | 63 | 298 | 29 | 15 | 2.2 | 3.4 | 8.7 |
| | SOY PRODUCTS | | | | | | | | | |
| 726 | MISO | 1 CUP | 275 | 41 | 567 | 32 | 17 | 2.4 | 3.7 | 9.4 |
| 727 | SOY MILK | 1 CUP | 245 | 93 | 81 | 7 | 5 | 0.5 | 0.8 | 2.0 |
| | TOFU | | | | | | | | | |
| 728 | FIRM | 1/4 BLOCK | 81 | 84 | 62 | 7 | 4 | 0.5 | 0.8 | 2.0 |
| 729 | SOFT, PIECE 2 1/2″ × 2 3/4″ × 1″ | 1 PIECE | 120 | 87 | 73 | 8 | 4 | 0.6 | 1.0 | 2.5 |
| 730 | SUNFLOWER SEED KERNELS, DRY ROASTED, WITH SALT | 1/4 CUP | 32 | 1 | 186 | 6 | 16 | 1.7 | 3.0 | 10.5 |

| Cholesterol (mg) | Carbo-hydrate (g) | Total Dietary Fiber (g) | Calcium (mg) | Iron (mg) | Potassium (mg) | Sodium (mg) | Vitamin A (IU) | Vitamin A (RE) | Thiamine (mg) | Ribo-flavin (mg) | Niacin (mg) | Ascorbic Acid (mg) | Food No. |
|---|---|---|---|---|---|---|---|---|---|---|---|---|---|
| 0 | 45 | 12.5 | 80 | 4.7 | 477 | 11 | 44 | 5 | 0.19 | 0.10 | 0.9 | 2 | 695 |
| 0 | 54 | 10.6 | 77 | 3.2 | 413 | 718 | 58 | 5 | 0.07 | 0.08 | 0.3 | 9 | 696 |
| 0 | 7 | 4.1 | 6 | 1.1 | 160 | 9 | 0 | 0 | 0.03 | 0.01 | 0.2 | 1 | 697 |
| 0 | 12 | 7.2 | 11 | 1.9 | 285 | 16 | 0 | 0 | 0.05 | 0.02 | 0.4 | 3 | 698 |
| 0 | 44 | 4.2 | 14 | 1.8 | 313 | 244 | 0 | 0 | 0.03 | 0.02 | 0.4 | 1 | 699 |
| 0 | 19 | 11.2 | 131 | 5.4 | 782 | 0 | 46 | 5 | 0.74 | 0.13 | 2.1 | 7 | 700 |
| 0 | 5 | 2.7 | 32 | 1.3 | 193 | 0 | 11 | 1 | 0.18 | 0.03 | 0.5 | 2 | 701 |
| 0 | 2 | 0.8 | 5 | 0.3 | 32 | 53 | 4 | TR | 0.03 | 0.01 | 0.1 | 0 | 702 |
| 0 | 40 | 15.6 | 38 | 6.6 | 731 | 4 | 16 | 2 | 0.33 | 0.14 | 2.1 | 3 | 703 |
| 0 | 17 | 10.7 | 94 | 3.6 | 486 | 355 | 0 | 0 | 0.95 | 0.12 | 3.0 | 1 | 704 |
| 0 | 4 | 2.3 | 20 | 0.8 | 103 | 75 | 0 | 0 | 0.20 | 0.02 | 0.6 | TR | 705 |
| 0 | 7 | 2.6 | 20 | 1.0 | 169 | 190 | 4 | TR | 0.06 | 0.06 | 1.3 | TR | 706 |
| 0 | 6 | 2.6 | 31 | 0.9 | 165 | 185 | 5 | 1 | 0.14 | 0.06 | 1.4 | TR | 707 |
| 0 | 6 | 2.3 | 15 | 0.6 | 187 | 230 | 0 | 0 | 0.12 | 0.03 | 3.8 | 0 | 708 |
| 0 | 31 | 11.7 | 79 | 3.3 | 961 | 9 | 0 | 0 | 0.64 | 0.14 | 19.7 | 0 | 709 |
| 0 | 6 | 2.3 | 15 | 0.6 | 187 | 2 | 0 | 0 | 0.12 | 0.03 | 3.8 | 0 | 710 |
| 0 | 27 | 13.2 | 127 | 2.6 | 982 | 624 | 0 | 0 | 0.36 | 0.16 | 20.6 | 0 | 711 |
| 0 | 5 | 2.6 | 25 | 0.5 | 193 | 123 | 0 | 0 | 0.07 | 0.03 | 4.0 | 0 | 712 |
| 0 | 3 | 0.9 | 6 | 0.3 | 107 | 75 | 0 | 0 | 0.01 | 0.02 | 2.1 | 0 | 713 |
| 0 | 3 | 1.1 | 7 | 0.3 | 120 | 78 | 0 | 0 | 0.02 | 0.02 | 2.2 | 0 | 714 |
| 0 | 6 | 0.9 | 6 | 0.3 | 120 | 97 | 0 | 0 | 0.05 | 0.01 | 2.6 | 0 | 715 |
| 0 | 41 | 16.3 | 27 | 2.5 | 710 | 4 | 14 | 2 | 0.37 | 0.11 | 1.7 | 1 | 716 |
| 0 | 15 | 10.4 | 76 | 2.7 | 443 | 0 | 83 | 9 | 0.71 | 0.14 | 1.3 | 1 | 717 |
| 0 | 4 | 2.7 | 20 | 0.7 | 116 | 0 | 22 | 2 | 0.19 | 0.04 | 0.3 | TR | 718 |
| 0 | 4 | 1.3 | 7 | 2.6 | 170 | 1 | 8 | 1 | 0.23 | 0.05 | 1.0 | 1 | 719 |
| 0 | 1 | 0.4 | 2 | 0.8 | 52 | TR | 2 | TR | 0.07 | 0.02 | 0.3 | TR | 720 |
| 0 | 8 | 2.9 | 31 | 1.2 | 293 | 121 | 151 | 15 | 0.24 | 0.04 | 0.4 | 1 | 721 |
| 0 | 4 | 1.1 | 12 | 4.2 | 229 | 163 | 108 | 11 | 0.06 | 0.09 | 0.5 | 1 | 722 |
| 20 | 39 | 13.4 | 88 | 4.2 | 673 | 753 | 0 | 0 | 0.07 | 0.04 | 0.8 | 15 | 723 |
| 0 | 1 | 0.9 | 10 | 0.6 | 33 | 3 | 5 | 1 | 0.06 | 0.01 | 0.4 | 0 | 724 |
| 0 | 17 | 10.3 | 175 | 8.8 | 886 | 2 | 15 | 2 | 0.27 | 0.49 | 0.7 | 3 | 725 |
| 0 | 77 | 14.9 | 182 | 7.5 | 451 | 10,029 | 239 | 25 | 0.27 | 0.69 | 2.4 | 0 | 726 |
| 0 | 4 | 3.2 | 10 | 1.4 | 345 | 29 | 78 | 7 | 0.39 | 0.17 | 0.4 | 0 | 727 |
| 0 | 2 | 0.3 | 131 | 1.2 | 143 | 6 | 6 | 1 | 0.08 | 0.08 | TR | TR | 728 |
| 0 | 2 | 0.2 | 133 | 1.3 | 144 | 10 | 8 | 1 | 0.06 | 0.04 | 0.6 | TR | 729 |
| 0 | 8 | 2.9 | 22 | 1.2 | 272 | 250 | 0 | 0 | 0.03 | 0.08 | 2.3 | TR | 730 |

| Food No. | Food Description | Measure of Edible Portion | Weight (g) | Water (%) | Calories (kcal) | Protein (g) | Total Fat (g) | Fatty Acids: Saturated (g) | Fatty Acids: Monounsaturated (g) | Fatty Acids: Polyunsaturated (g) |
|---|---|---|---|---|---|---|---|---|---|---|
| **LEGUMES, NUTS, AND SEEDS (CONTINUED)** | | | | | | | | | | |
| 731 | | 1 OZ | 28 | 1 | 165 | 5 | 14 | 1.5 | 2.7 | 9.3 |
| 732 | TAHINI | 1 TBSP | 15 | 3 | 89 | 3 | 8 | 1.1 | 3.0 | 3.5 |
| 733 | WALNUTS, ENGLISH | 1 CUP, CHOPPED | 120 | 4 | 785 | 18 | 78 | 7.4 | 10.7 | 56.6 |
| 734 | | 1 OZ (14 HALVES) | 28 | 4 | 185 | 4 | 18 | 1.7 | 2.5 | 13.4 |
| **MEAT AND MEAT PRODUCTS** | | | | | | | | | | |
| | BEEF, COOKED | | | | | | | | | |
| | CUTS BRAISED, SIMMERED, OR POT ROASTED | | | | | | | | | |
| | RELATIVELY FAT, SUCH AS CHUCK BLADE, PIECE, 2 1/2″ × 2 1/2″ × 3/4″ | | | | | | | | | |
| 735 | LEAN AND FAT | 3 OZ | 85 | 47 | 293 | 23 | 22 | 8.7 | 9.4 | 0.8 |
| 736 | LEAN ONLY | 3 OZ | 85 | 55 | 213 | 26 | 11 | 4.3 | 4.8 | 0.4 |
| | RELATIVELY LEAN, SUCH AS BOTTOM ROUND, PIECE, 4 1/8″ × 2 1/4″ × 1/2″ | | | | | | | | | |
| 737 | LEAN AND FAT | 3 OZ | 85 | 52 | 234 | 24 | 14 | 5.4 | 6.2 | 0.5 |
| 738 | LEAN ONLY | 3 OZ | 85 | 58 | 178 | 27 | 7 | 2.4 | 3.1 | 0.3 |
| | GROUND BEEF, BROILED | | | | | | | | | |
| 739 | 83% LEAN | 3 OZ | 85 | 57 | 218 | 22 | 14 | 5.5 | 6.1 | 0.5 |
| 740 | 79% LEAN | 3 OZ | 85 | 56 | 231 | 21 | 16 | 6.2 | 6.9 | 0.6 |
| 741 | 73% LEAN | 3 OZ | 85 | 54 | 246 | 20 | 18 | 6.9 | 7.7 | 0.7 |
| 742 | LIVER, FRIED, SLICE, 6 1/2″ × 2 3/8″ × 3/8″ | 3 OZ | 85 | 56 | 184 | 23 | 7 | 2.3 | 1.4 | 1.5 |
| | ROAST, OVEN COOKED, NO LIQUID ADDED | | | | | | | | | |
| | RELATIVELY FAT, SUCH AS RIB, 2 PIECES, 4 1/8″ × 2 1/4″ × 1/4″ | | | | | | | | | |
| 743 | LEAN AND FAT | 3 OZ | 85 | 47 | 304 | 19 | 25 | 9.9 | 10.6 | 0.9 |
| 744 | LEAN ONLY | 3 OZ | 85 | 59 | 195 | 23 | 11 | 4.2 | 4.5 | 0.3 |
| | RELATIVELY LEAN, SUCH AS EYE OF ROUND, 2 PIECES, 2 1/2″ × 2 1/2″ × 3/8″ | | | | | | | | | |
| 745 | LEAN AND FAT | 3 OZ | 85 | 59 | 195 | 23 | 11 | 4.2 | 4.7 | 0.4 |
| 746 | LEAN ONLY | 3 OZ | 85 | 65 | 143 | 25 | 4 | 1.5 | 1.8 | 0.1 |
| | STEAK, SIRLOIN, BROILED, PIECE, 2 1/2″ × 2 1/2″ × 3/4″ | | | | | | | | | |
| 747 | LEAN AND FAT | 3 OZ | 85 | 57 | 219 | 24 | 13 | 5.2 | 5.6 | 0.5 |
| 748 | LEAN ONLY | 3 OZ | 85 | 62 | 166 | 26 | 6 | 2.4 | 2.6 | 0.2 |
| 749 | BEEF, CANNED, CORNED | 3 OZ | 85 | 58 | 213 | 23 | 13 | 5.3 | 5.1 | 0.5 |
| 750 | BEEF, DRIED, CHIPPED | 1 OZ | 28 | 57 | 47 | 8 | 1 | 0.5 | 0.5 | 0.1 |
| | LAMB, COOKED | | | | | | | | | |
| | CHOPS | | | | | | | | | |
| | ARM, BRAISED | | | | | | | | | |
| 751 | LEAN AND FAT | 3 OZ | 85 | 44 | 294 | 26 | 20 | 8.4 | 8.7 | 1.5 |
| 752 | LEAN ONLY | 3 OZ | 85 | 49 | 237 | 30 | 12 | 4.3 | 5.2 | 0.8 |
| | LOIN, BROILED | | | | | | | | | |
| 753 | LEAN AND FAT | 3 OZ | 85 | 52 | 269 | 21 | 20 | 8.4 | 8.2 | 1.4 |
| 754 | LEAN ONLY | 3 OZ | 85 | 61 | 184 | 25 | 8 | 3.0 | 3.6 | 0.5 |
| | LEG, ROASTED, 2 PIECES, 4 1/8″ × 2 1/4″ × 1/4″ | | | | | | | | | |
| 755 | LEAN AND FAT | 3 OZ | 85 | 57 | 219 | 22 | 14 | 5.9 | 5.9 | 1.0 |
| 756 | LEAN ONLY | 3 OZ | 85 | 64 | 162 | 24 | 7 | 2.3 | 2.9 | 0.4 |
| | RIB, ROASTED, 3 PIECES, 2 1/2″ × 2 1/2″ × 1/4″ | | | | | | | | | |
| 757 | LEAN AND FAT | 3 OZ | 85 | 48 | 305 | 18 | 25 | 10.9 | 10.6 | 1.8 |
| 758 | LEAN ONLY | 3 OZ | 85 | 60 | 197 | 22 | 11 | 4.0 | 5.0 | 0.7 |

| Cholesterol (mg) | Carbo-hydrate (g) | Total Dietary Fiber (g) | Calcium (mg) | Iron (mg) | Potassium (mg) | Sodium (mg) | Vitamin A (IU) | Vitamin A (RE) | Thiamine (mg) | Ribo-flavin (mg) | Niacin (mg) | Ascorbic Acid (mg) | Food No. |
|---|---|---|---|---|---|---|---|---|---|---|---|---|---|
| 0 | 7 | 2.6 | 20 | 1.1 | 241 | 221 | 0 | 0 | 0.03 | 0.07 | 2.0 | TR | 731 |
| 0 | 3 | 1.4 | 64 | 1.3 | 62 | 17 | 10 | 1 | 0.18 | 0.07 | 0.8 | 0 | 732 |
| 0 | 16 | 8.0 | 125 | 3.5 | 529 | 2 | 49 | 5 | 0.41 | 0.18 | 2.3 | 2 | 733 |
| 0 | 4 | 1.9 | 29 | 0.8 | 125 | 1 | 12 | 1 | 0.10 | 0.04 | 0.5 | TR | 734 |
| 88 | 0 | 0.0 | 11 | 2.6 | 196 | 54 | 0 | 0 | 0.06 | 0.20 | 2.1 | 0 | 735 |
| 90 | 0 | 0.0 | 11 | 3.1 | 224 | 60 | 0 | 0 | 0.07 | 0.24 | 2.3 | 0 | 736 |
| 82 | 0 | 0.0 | 5 | 2.7 | 240 | 43 | 0 | 0 | 0.06 | 0.20 | 3.2 | 0 | 737 |
| 82 | 0 | 0.0 | 4 | 2.9 | 262 | 43 | 0 | 0 | 0.06 | 0.22 | 3.5 | 0 | 738 |
| 71 | 0 | 0.0 | 6 | 2.0 | 266 | 60 | 0 | 0 | 0.05 | 0.23 | 4.2 | 0 | 739 |
| 74 | 0 | 0.0 | 9 | 1.8 | 256 | 65 | 0 | 0 | 0.04 | 0.18 | 4.4 | 0 | 740 |
| 77 | 0 | 0.0 | 9 | 2.1 | 248 | 71 | 0 | 0 | 0.03 | 0.16 | 4.9 | 0 | 741 |
| 410 | 7 | 0.0 | 9 | 5.3 | 309 | 90 | 30,689 | 9,120 | 0.18 | 3.52 | 12.3 | 20 | 742 |
| 71 | 0 | 0.0 | 9 | 2.0 | 256 | 54 | 0 | 0 | 0.06 | 0.14 | 2.9 | 0 | 743 |
| 68 | 0 | 0.0 | 9 | 2.4 | 318 | 61 | 0 | 0 | 0.07 | 0.18 | 3.5 | 0 | 744 |
| 61 | 0 | 0.0 | 5 | 1.6 | 308 | 50 | 0 | 0 | 0.07 | 0.14 | 3.0 | 0 | 745 |
| 59 | 0 | 0.0 | 4 | 1.7 | 336 | 53 | 0 | 0 | 0.08 | 0.14 | 3.2 | 0 | 746 |
| 77 | 0 | 0.0 | 9 | 2.6 | 311 | 54 | 0 | 0 | 0.09 | 0.23 | 3.3 | 0 | 747 |
| 76 | 0 | 0.0 | 9 | 2.9 | 343 | 56 | 0 | 0 | 0.11 | 0.25 | 3.6 | 0 | 748 |
| 73 | 0 | 0.0 | 10 | 1.8 | 116 | 855 | 0 | 0 | 0.02 | 0.12 | 2.1 | 0 | 749 |
| 12 | TR | 0.0 | 2 | 1.3 | 126 | 984 | 0 | 0 | 0.02 | 0.06 | 1.5 | 0 | 750 |
| 102 | 0 | 0.0 | 21 | 2.0 | 260 | 61 | 0 | 0 | 0.06 | 0.21 | 5.7 | 0 | 751 |
| 103 | 0 | 0.0 | 22 | 2.3 | 287 | 65 | 0 | 0 | 0.06 | 0.23 | 5.4 | 0 | 752 |
| 85 | 0 | 0.0 | 17 | 1.5 | 278 | 65 | 0 | 0 | 0.09 | 0.21 | 6.0 | 0 | 753 |
| 81 | 0 | 0.0 | 16 | 1.7 | 320 | 71 | 0 | 0 | 0.09 | 0.24 | 5.8 | 0 | 754 |
| 79 | 0 | 0.0 | 9 | 1.7 | 266 | 56 | 0 | 0 | 0.09 | 0.23 | 5.6 | 0 | 755 |
| 76 | 0 | 0.0 | 7 | 1.8 | 287 | 58 | 0 | 0 | 0.09 | 0.25 | 5.4 | 0 | 756 |
| 82 | 0 | 0.0 | 19 | 1.4 | 230 | 62 | 0 | 0 | 0.08 | 0.18 | 5.7 | 0 | 757 |
| 75 | 0 | 0.0 | 18 | 1.5 | 268 | 69 | 0 | 0 | 0.08 | 0.20 | 5.2 | 0 | 758 |

| Food No. | Food Description | Measure of Edible Portion | Weight (g) | Water (%) | Calories (kcal) | Protein (g) | Total Fat (g) | Fatty Acids: Satu-rated (g) | Fatty Acids: Mono-unsatu-rated (g) | Fatty Acids: Poly-unsatu-rated (g) |
|---|---|---|---|---|---|---|---|---|---|---|
| **MEAT AND MEAT PRODUCTS (CONTINUED)** | | | | | | | | | | |
| | PORK, CURED, COOKED | | | | | | | | | |
| | BACON | | | | | | | | | |
| 759 | REGULAR | 3 MEDIUM SLICES | 19 | 13 | 109 | 6 | 9 | 3.3 | 4.5 | 1.1 |
| 760 | CANADIAN STYLE (6 SLICES PER 6-OZ PKG) | 2 SLICES | 47 | 62 | 86 | 11 | 4 | 1.3 | 1.9 | 0.4 |
| | HAM, LIGHT CURE, ROASTED, 2 PIECES, 4 1/8″ × 2 1/4″ × 1/4″ | | | | | | | | | |
| 761 | LEAN AND FAT | 3 OZ | 85 | 58 | 207 | 18 | 14 | 5.1 | 6.7 | 1.5 |
| 762 | LEAN ONLY | 3 OZ | 85 | 66 | 133 | 21 | 5 | 1.6 | 2.2 | 0.5 |
| 763 | HAM, CANNED, ROASTED, 2 PIECES, 4 1/8″ × 21/4″ × 1/4″ | 3 OZ | 85 | 67 | 142 | 18 | 7 | 2.4 | 3.5 | 0.8 |
| | PORK, FRESH, COOKED | | | | | | | | | |
| | CHOP, LOIN (CUT 3 PER LB WITH BONE) | | | | | | | | | |
| | BROILED | | | | | | | | | |
| 764 | LEAN AND FAT | 3 OZ | 85 | 58 | 204 | 24 | 11 | 4.1 | 5.0 | 0.8 |
| 765 | LEAN ONLY | 3 OZ | 85 | 61 | 172 | 26 | 7 | 2.5 | 3.1 | 0.5 |
| | PAN FRIED | | | | | | | | | |
| 766 | LEAN AND FAT | 3 OZ | 85 | 53 | 235 | 25 | 14 | 5.1 | 6.0 | 1.6 |
| 767 | LEAN ONLY | 3 OZ | 85 | 57 | 197 | 27 | 9 | 3.1 | 3.8 | 1.1 |
| | HAM (LEG), ROASTED, PIECE, 2 1/2″ × 2 1/2″ × 3/4″ | | | | | | | | | |
| 768 | LEAN AND FAT | 3 OZ | 85 | 55 | 232 | 23 | 15 | 5.5 | 6.7 | 1.4 |
| 769 | LEAN ONLY | 3 OZ | 85 | 61 | 179 | 25 | 8 | 2.8 | 3.8 | 0.7 |
| | RIB ROAST, PIECE, 2 1/2″ × 2 1/2″ × 3/4″ | | | | | | | | | |
| 770 | LEAN AND FAT | 3 OZ | 85 | 56 | 217 | 23 | 13 | 5.0 | 5.9 | 1.1 |
| 771 | LEAN ONLY | 3 OZ | 85 | 59 | 190 | 24 | 9 | 3.7 | 4.5 | 0.7 |
| | RIBS, LEAN AND FAT, COOKED | | | | | | | | | |
| 772 | BACKRIBS, ROASTED | 3 OZ | 85 | 45 | 315 | 21 | 25 | 9.3 | 11.4 | 2.0 |
| 773 | COUNTRY STYLE, BRAISED | 3 OZ | 85 | 54 | 252 | 20 | 18 | 6.8 | 7.9 | 1.6 |
| 774 | SPARERIBS, BRAISED | 3 OZ | 85 | 40 | 337 | 25 | 26 | 9.5 | 11.5 | 2.3 |
| | SHOULDER CUT, BRAISED, 3 PIECES, 2 1/2″ × 2 1/2″ × 1/4″ | | | | | | | | | |
| 775 | LEAN AND FAT | 3 OZ | 85 | 48 | 280 | 24 | 20 | 7.2 | 8.8 | 1.9 |
| 776 | LEAN ONLY | 3 OZ | 85 | 54 | 211 | 27 | 10 | 3.5 | 4.9 | 1.0 |
| | SAUSAGES AND LUNCHEON MEATS | | | | | | | | | |
| 777 | BOLOGNA, BEEF AND PORK (8 SLICES PER 8-OZ PKG) | 2 SLICES | 57 | 54 | 180 | 7 | 16 | 6.1 | 7.6 | 1.4 |
| 778 | BRAUNSCHWEIGER (6 SLICES PER 6-OZ PKG) | 2 SLICES | 57 | 48 | 205 | 8 | 18 | 6.2 | 8.5 | 2.1 |
| 779 | BROWN AND SERVE, COOKED,LINK, 4″ × 7/8″ RAW | 2 LINKS | 26 | 45 | 103 | 4 | 9 | 3.4 | 4.5 | 1.0 |
| | CANNED, MINCED LUNCHEON MEAT | | | | | | | | | |
| 780 | PORK, HAM, AND CHICKEN, REDUCED SODIUM (7 SLICES PER 7-OZ CAN) | 2 SLICES | 57 | 56 | 172 | 7 | 15 | 5.1 | 7.1 | 1.5 |
| 781 | PORK WITH HAM (12 SLICES PER 12-OZ CAN) | 2 SLICES | 57 | 52 | 188 | 8 | 17 | 5.7 | 7.7 | 1.2 |
| 782 | PORK AND CHICKEN (12 SLICES PER 12-OZ CAN) | 2 SLICES | 57 | 64 | 117 | 9 | 8 | 2.7 | 3.8 | 0.8 |
| 783 | CHOPPED HAM (8 SLICES PER 6-OZ PKG) | 2 SLICES | 21 | 64 | 48 | 4 | 4 | 1.2 | 1.7 | 0.4 |
| | COOKED HAM (8 SLICES PER 8-OZ PKG) | | | | | | | | | |
| 784 | REGULAR | 2 SLICES | 57 | 65 | 104 | 10 | 6 | 1.9 | 2.8 | 0.7 |
| 785 | EXTRA LEAN | 2 SLICES | 57 | 71 | 75 | 11 | 3 | 0.9 | 1.3 | 0.3 |
| | FRANKFURTER (10 PER 1-LB PKG), HEATED | | | | | | | | | |

| Cholesterol (mg) | Carbo-hydrate (g) | Total Dietary Fiber (g) | Calcium (mg) | Iron (mg) | Potassium (mg) | Sodium (mg) | Vitamin A (IU) | Vitamin A (RE) | Thiamine (mg) | Ribo-flavin (mg) | Niacin (mg) | Ascorbic Acid (mg) | Food No. |
|---|---|---|---|---|---|---|---|---|---|---|---|---|---|
| 16 | TR | 0.0 | 2 | 0.3 | 92 | 303 | 0 | 0 | 0.13 | 0.05 | 1.4 | 0 | 759 |
| 27 | 1 | 0.0 | 5 | 0.4 | 181 | 719 | 0 | 0 | 0.38 | 0.09 | 3.2 | 0 | 760 |
| 53 | 0 | 0.0 | 6 | 0.7 | 243 | 1,009 | 0 | 0 | 0.51 | 0.19 | 3.8 | 0 | 761 |
| 47 | 0 | 0.0 | 6 | 0.8 | 269 | 1,128 | 0 | 0 | 0.58 | 0.22 | 4.3 | 0 | 762 |
| 35 | TR | 0.0 | 6 | 0.9 | 298 | 908 | 0 | 0 | 0.82 | 0.21 | 4.3 | 0 | 763 |
| 70 | 0 | 0.0 | 28 | 0.7 | 304 | 49 | 8 | 3 | 0.91 | 0.24 | 4.5 | TR | 764 |
| 70 | 0 | 0.0 | 26 | 0.7 | 319 | 51 | 7 | 2 | 0.98 | 0.26 | 4.7 | TR | 765 |
| 78 | 0 | 0.0 | 23 | 0.8 | 361 | 68 | 7 | 2 | 0.97 | 0.26 | 4.8 | 1 | 766 |
| 78 | 0 | 0.0 | 20 | 0.8 | 382 | 73 | 7 | 2 | 1.06 | 0.28 | 5.1 | 1 | 767 |
| 80 | 0 | 0.0 | 12 | 0.9 | 299 | 51 | 9 | 3 | 0.54 | 0.27 | 3.9 | TR | 768 |
| 80 | 0 | 0.0 | 6 | 1.0 | 317 | 54 | 8 | 3 | 0.59 | 0.30 | 4.2 | TR | 769 |
| 62 | 0 | 0.0 | 24 | 0.8 | 358 | 39 | 5 | 2 | 0.62 | 0.26 | 5.2 | TR | 770 |
| 60 | 0 | 0.0 | 22 | 0.8 | 371 | 40 | 5 | 2 | 0.64 | 0.27 | 5.5 | TR | 771 |
| 100 | 0 | 0.0 | 38 | 1.2 | 268 | 86 | 8 | 3 | 0.36 | 0.17 | 3.0 | TR | 772 |
| 74 | 0 | 0.0 | 25 | 1.0 | 279 | 50 | 7 | 2 | 0.43 | 0.22 | 3.3 | 1 | 773 |
| 103 | 0 | 0.0 | 40 | 1.6 | 272 | 79 | 9 | 3 | 0.35 | 0.32 | 4.7 | 0 | 774 |
| 93 | 0 | 0.0 | 15 | 1.4 | 314 | 75 | 8 | 3 | 0.46 | 0.26 | 4.4 | TR | 775 |
| 97 | 0 | 0.0 | 7 | 1.7 | 344 | 87 | 7 | 2 | 0.51 | 0.31 | 5.0 | TR | 776 |
| 31 | 2 | 0.0 | 7 | 0.9 | 103 | 581 | 0 | 0 | 0.10 | 0.08 | 1.5 | 0 | 777 |
| 89 | 2 | 0.0 | 5 | 5.3 | 113 | 652 | 8,009 | 2,405 | 0.14 | 0.87 | 4.8 | 0 | 778 |
| 18 | 1 | 0.0 | 3 | 0.3 | 49 | 209 | 0 | 0 | 0.09 | 0.04 | 0.9 | 0 | 779 |
| 43 | 1 | 0.0 | 0 | 0.4 | 321 | 539 | 0 | 0 | 0.15 | 0.10 | 1.8 | 18 | 780 |
| 40 | 1 | 0.0 | 0 | 0.4 | 233 | 758 | 0 | 0 | 0.18 | 0.10 | 2.0 | 0 | 781 |
| 43 | 1 | 0.0 | 0 | 0.7 | 352 | 539 | 0 | 0 | 0.10 | 0.12 | 2.0 | 18 | 782 |
| 11 | 0 | 0.0 | 1 | 0.2 | 67 | 288 | 0 | 0 | 0.13 | 0.04 | 0.8 | 0 | 783 |
| 32 | 2 | 0.0 | 4 | 0.6 | 189 | 751 | 0 | 0 | 0.49 | 0.14 | 3.0 | 0 | 784 |
| 27 | 1 | 0.0 | 4 | 0.4 | 200 | 815 | 0 | 0 | 0.53 | 0.13 | 2.8 | 0 | 785 |

| Food No. | Food Description | Measure of Edible Portion | Weight (g) | Water (%) | Calories (kcal) | Protein (g) | Total Fat (g) | Fatty Acids: Saturated (g) | Fatty Acids: Monounsaturated (g) | Fatty Acids: Polyunsaturated (g) |
|---|---|---|---|---|---|---|---|---|---|---|
| **MEAT AND MEAT PRODUCTS (CONTINUED)** | | | | | | | | | | |
| 786 | BEEF AND PORK | 1 FRANK | 45 | 54 | 144 | 5 | 13 | 4.8 | 6.2 | 1.2 |
| 787 | BEEF | 1 FRANK | 45 | 55 | 142 | 5 | 13 | 5.4 | 6.1 | 0.6 |
| | PORK SAUSAGE, FRESH, COOKED | | | | | | | | | |
| 788 | LINK (4″ × 7/8″ RAW) | 2 LINKS | 26 | 45 | 96 | 5 | 8 | 2.8 | 3.6 | 1.0 |
| 789 | PATTY (3 7/8″ × 1/4″ RAW) | 1 PATTY | 27 | 45 | 100 | 5 | 8 | 2.9 | 3.8 | 1.0 |
| | SALAMI, BEEF AND PORK | | | | | | | | | |
| 790 | COOKED TYPE (8 SLICES PER 8-OZ PKG) | 2 SLICES | 57 | 60 | 143 | 8 | 11 | 4.6 | 5.2 | 1.2 |
| 791 | DRY TYPE, SLICE, 3 1/8″ × 1/16″ | 2 SLICES | 20 | 35 | 84 | 5 | 7 | 2.4 | 3.4 | 0.6 |
| 792 | SANDWICH SPREAD (PORK, BEEF) | 1 TBSP | 15 | 60 | 35 | 1 | 3 | 0.9 | 1.1 | 0.4 |
| 793 | VIENNA SAUSAGE (7 PER 4-OZ CAN) | 1 SAUSAGE | 16 | 60 | 45 | 2 | 4 | 1.5 | 2.0 | 0.3 |
| | VEAL, LEAN AND FAT, COOKED | | | | | | | | | |
| 794 | CUTLET, BRAISED, 4 1/8″ × 2 1/4″ × 1/2″ | 3 OZ | 85 | 55 | 179 | 31 | 5 | 2.2 | 2.0 | 0.4 |
| 795 | RIB, ROASTED, 2 PIECES, 4 1/8″ × 2 1/4″ × 1/4″ | 3 OZ | 85 | 60 | 194 | 20 | 12 | 4.6 | 4.6 | 0.8 |
| **MIXED DISHES AND FAST FOODS** | | | | | | | | | | |
| | MIXED DISHES | | | | | | | | | |
| 796 | BEEF MACARONI, FROZEN, HEALTHY CHOICE | 1 PACKAGE | 240 | 78 | 211 | 14 | 2 | 0.7 | 1.2 | 0.3 |
| 797 | BEEF STEW, CANNED | 1 CUP | 232 | 82 | 218 | 11 | 12 | 5.2 | 5.5 | 0.5 |
| 798 | CHICKEN POT PIE, FROZEN | 1 SMALL PIE | 217 | 60 | 484 | 13 | 29 | 9.7 | 12.5 | 4.5 |
| 799 | CHILI CON CARNE WITH BEANS, CANNED | 1 CUP | 222 | 74 | 255 | 20 | 8 | 2.1 | 2.2 | 1.4 |
| 800 | MACARONI AND CHEESE, CANNED, MADE WITH CORN OIL | 1 CUP | 252 | 82 | 199 | 8 | 6 | 3.0 | NA | 1.3 |
| 801 | MEATLESS BURGER CRUMBLES, MORNINGSTAR FARMS | 1 CUP | 110 | 60 | 231 | 22 | 13 | 3.3 | 4.6 | 4.9 |
| 802 | MEATLESS BURGER PATTY, FROZEN, MORNINGSTAR FARMS | 1 PATTY | 85 | 71 | 91 | 14 | 1 | 0.1 | 0.3 | 0.2 |
| 803 | PASTA WITH MEATBALLS IN TOMATO SAUCE, CANNED | 1 CUP | 252 | 78 | 260 | 11 | 10 | 4.0 | 4.2 | 0.6 |
| 804 | SPAGHETTI BOLOGNESE (MEAT SAUCE), FROZEN, HEALTHY CHOICE | 1 PACKAGE | 283 | 78 | 255 | 14 | 3 | 1.0 | 0.9 | 0.9 |
| 805 | SPAGHETTI IN TOMATO SAUCE WITH CHEESE, CANNED | 1 CUP | 252 | 80 | 192 | 6 | 2 | 0.7 | 0.3 | 0.3 |
| 806 | SPINACH SOUFFLE, HOME-PREPARED | 1 CUP | 136 | 74 | 219 | 11 | 18 | 7.1 | 6.8 | 3.1 |
| 807 | TORTELLINI, PASTA WITH CHEESE FILLING, FROZEN | 3/4 CUP (YIELDS 1 CUP COOKED) | 81 | 31 | 249 | 11 | 6 | 2.9 | 1.7 | 0.4 |
| | FAST FOODS | | | | | | | | | |
| | BREAKFAST ITEMS | | | | | | | | | |
| 808 | BISCUIT WITH EGG AND SAUSAGE | 1 BISCUIT | 180 | 43 | 581 | 19 | 39 | 15.0 | 16.4 | 4.4 |
| 809 | CROISSANT WITH EGG, CHEESE, BACON | 1 CROISSANT | 129 | 44 | 413 | 16 | 28 | 15.4 | 9.2 | 1.8 |
| | DANISH PASTRY | | | | | | | | | |
| 810 | CHEESE FILLED | 1 PASTRY | 91 | 34 | 353 | 6 | 25 | 5.1 | 15.6 | 2.4 |
| 811 | FRUIT FILLED | 1 PASTRY | 94 | 29 | 335 | 5 | 16 | 3.3 | 10.1 | 1.6 |
| 812 | ENGLISH MUFFIN WITH EGG, CHEESE, CANADIAN BACON | 1 MUFFIN | 137 | 57 | 289 | 17 | 13 | 4.7 | 4.7 | 1.6 |
| 813 | FRENCH TOAST WITH BUTTER | 2 SLICES | 135 | 51 | 356 | 10 | 19 | 7.7 | 7.1 | 2.4 |
| 814 | FRENCH TOAST STICKS | 5 STICKS | 141 | 30 | 513 | 8 | 29 | 4.7 | 12.6 | 9.9 |
| 815 | HASHED BROWN POTATOES | 1/2 CUP | 72 | 60 | 151 | 2 | 9 | 4.3 | 3.9 | 0.5 |
| 816 | PANCAKES WITH BUTTER, SYRUP | 2 PANCAKES | 232 | 50 | 520 | 8 | 14 | 5.9 | 5.3 | 2.0 |

| Cholesterol (mg) | Carbo-hydrate (g) | Total Dietary Fiber (g) | Calcium (mg) | Iron (mg) | Potassium (mg) | Sodium (mg) | Vitamin A (IU) | Vitamin A (RE) | Thiamine (mg) | Ribo-flavin (mg) | Niacin (mg) | Ascorbic Acid (mg) | Food No. |
|---|---|---|---|---|---|---|---|---|---|---|---|---|---|
| 23 | 1 | 0.0 | 5 | 0.5 | 75 | 504 | 0 | 0 | 0.09 | 0.05 | 1.2 | 0 | 786 |
| 27 | 1 | 0.0 | 9 | 0.6 | 75 | 462 | 0 | 0 | 0.02 | 0.05 | 1.1 | 0 | 787 |
| 22 | TR | 0.0 | 8 | 0.3 | 94 | 336 | 0 | 0 | 0.19 | 0.07 | 1.2 | 1 | 788 |
| 22 | TR | 0.0 | 9 | 0.3 | 97 | 349 | 0 | 0 | 0.20 | 0.07 | 1.2 | 1 | 789 |
| 37 | 1 | 0.0 | 7 | 1.5 | 113 | 607 | 0 | 0 | 0.14 | 0.21 | 2.0 | 0 | 790 |
| 16 | 1 | 0.0 | 2 | 0.3 | 76 | 372 | 0 | 0 | 0.12 | 0.06 | 1.0 | 0 | 791 |
| 6 | 2 | TR | 2 | 0.1 | 17 | 152 | 13 | 1 | 0.03 | 0.02 | 0.3 | 0 | 792 |
| 8 | TR | 0.0 | 2 | 0.1 | 16 | 152 | 0 | 0 | 0.01 | 0.02 | 0.3 | 0 | 793 |
| 114 | 0 | 0.0 | 7 | 1.1 | 326 | 57 | 0 | 0 | 0.05 | 0.30 | 9.0 | 0 | 794 |
| 94 | 0 | 0.0 | 9 | 0.8 | 251 | 78 | 0 | 0 | 0.04 | 0.23 | 5.9 | 0 | 795 |
| 14 | 33 | 4.6 | 46 | 2.7 | 365 | 444 | 514 | 50 | 0.28 | 0.16 | 3.1 | 58 | 796 |
| 37 | 16 | 3.5 | 28 | 1.6 | 404 | 947 | 3,860 | 494 | 0.17 | 0.14 | 2.9 | 10 | 797 |
| 41 | 43 | 1.7 | 33 | 2.1 | 256 | 857 | 2,285 | 343 | 0.25 | 0.36 | 4.1 | 2 | 798 |
| 24 | 24 | 8.2 | 67 | 3.3 | 608 | 1,032 | 884 | 93 | 0.15 | 0.15 | 2.1 | 1 | 799 |
| 8 | 29 | 3.0 | 113 | 2.0 | 123 | 1,058 | 713 | NA | 0.28 | 0.25 | 2.5 | 0 | 800 |
| 0 | 7 | 5.1 | 79 | 6.4 | 178 | 476 | 0 | 0 | 9.92 | 0.35 | 3.0 | 0 | 801 |
| 0 | 8 | 4.3 | 87 | 2.9 | 434 | 383 | 0 | 0 | 0.26 | 0.55 | 4.1 | 0 | 802 |
| 20 | 31 | 6.8 | 28 | 2.3 | 416 | 1,053 | 920 | 93 | 0.19 | 0.16 | 3.3 | 8 | 803 |
| 17 | 43 | 5.1 | 51 | 3.5 | 408 | 473 | 492 | 48 | 0.35 | 3.77 | 0.5 | 15 | 804 |
| 8 | 39 | 7.8 | 40 | 2.8 | 305 | 963 | 932 | 58 | 0.35 | 0.28 | 4.5 | 10 | 805 |
| 184 | 3 | NA | 230 | 1.3 | 201 | 763 | 3,461 | 675 | 0.09 | 0.30 | 0.5 | 3 | 806 |
| 34 | 38 | 1.5 | 123 | 1.2 | 72 | 279 | 50 | 13 | 0.25 | 0.25 | 2.2 | 0 | 807 |
| 302 | 41 | 0.9 | 155 | 4.0 | 320 | 1,141 | 635 | 164 | 0.50 | 0.45 | 3.6 | 0 | 808 |
| 215 | 24 | NA | 151 | 2.2 | 201 | 889 | 472 | 120 | 0.35 | 0.34 | 2.2 | 2 | 809 |
| 20 | 29 | NA | 70 | 1.8 | 116 | 319 | 155 | 43 | 0.26 | 0.21 | 2.5 | 3 | 810 |
| 19 | 45 | NA | 22 | 1.4 | 110 | 333 | 86 | 24 | 0.29 | 0.21 | 1.8 | 2 | 811 |
| 234 | 27 | 1.5 | 151 | 2.4 | 199 | 729 | 586 | 156 | 0.49 | 0.45 | 3.3 | 2 | 812 |
| 116 | 36 | NA | 73 | 1.9 | 177 | 513 | 473 | 146 | 0.58 | 0.50 | 3.9 | TR | 813 |
| 75 | 58 | 2.7 | 78 | 3.0 | 127 | 499 | 45 | 13 | 0.23 | 0.25 | 3.0 | 0 | 814 |
| 9 | 16 | NA | 7 | 0.5 | 267 | 290 | 18 | 3 | 0.08 | 0.01 | 1.1 | 5 | 815 |
| 58 | 91 | NA | 128 | 2.6 | 251 | 1,104 | 281 | 70 | 0.39 | 0.56 | 3.4 | 3 | 816 |

| Food No. | Food Description | Measure of Edible Portion | Weight (g) | Water (%) | Calories (kcal) | Protein (g) | Total Fat (g) | Fatty Acids: Satu-rated (g) | Fatty Acids: Mono-unsatu-rated (g) | Fatty Acids: Poly-unsatu-rated (g) |
|---|---|---|---|---|---|---|---|---|---|---|
| **MIXED DISHES AND FAST FOODS (CONTINUED)** | | | | | | | | | | |
| | BURRITO | | | | | | | | | |
| 817 | WITH BEANS AND CHEESE | 1 BURRITO | 93 | 54 | 189 | 8 | 6 | 3.4 | 1.2 | 0.9 |
| 818 | WITH BEANS AND MEAT | 1 BURRITO | 116 | 52 | 255 | 11 | 9 | 4.2 | 3.5 | 0.6 |
| | CHEESEBURGER | | | | | | | | | |
| | REGULAR SIZE, WITH CONDIMENTS | | | | | | | | | |
| 819 | DOUBLE PATTY WITH MAYO-TYPE DRESSING, VEGETABLES | 1 SANDWICH | 166 | 51 | 417 | 21 | 21 | 8.7 | 7.8 | 2.7 |
| 820 | SINGLE PATTY | 1 SANDWICH | 113 | 48 | 295 | 16 | 14 | 6.3 | 5.3 | 1.1 |
| | REGULAR SIZE, PLAIN | | | | | | | | | |
| 821 | DOUBLE PATTY | 1 SANDWICH | 155 | 42 | 457 | 28 | 28 | 13.0 | 11.0 | 1.9 |
| 822 | DOUBLE PATTY WITH 3-PIECE BUN | 1 SANDWICH | 160 | 43 | 461 | 22 | 22 | 9.5 | 8.3 | 1.8 |
| 823 | SINGLE PATTY | 1 SANDWICH | 102 | 37 | 319 | 15 | 15 | 6.5 | 5.8 | 1.5 |
| | LARGE, WITH CONDIMENTS | | | | | | | | | |
| 824 | SINGLE PATTY WITH MAYO-TYPE DRESSING, VEGETABLES | 1 SANDWICH | 219 | 53 | 563 | 28 | 33 | 15.0 | 12.6 | 2.0 |
| 825 | SINGLE PATTY WITH BACON | 1 SANDWICH | 195 | 44 | 608 | 32 | 37 | 16.2 | 14.5 | 2.7 |
| 826 | CHICKEN FILLET (BREADED AND FRIED) SANDWICH, PLAIN | 1 SANDWICH | 182 | 47 | 515 | 24 | 29 | 8.5 | 10.4 | 8.4 |
| | CHICKEN, FRIED. SEE POULTRY AND POULTRY PRODUCTS. | | | | | | | | | |
| 827 | CHICKEN PIECES, BONELESS, BREADED AND FRIED, PLAIN | 6 PIECES | 106 | 47 | 319 | 18 | 21 | 4.7 | 10.5 | 4.6 |
| 828 | CHILI CON CARNE | 1 CUP | 253 | 77 | 256 | 25 | 8 | 3.4 | 3.4 | 0.5 |
| 829 | CHIMICHANGA WITH BEEF | 1 CHIMICHANGA | 174 | 51 | 425 | 20 | 20 | 8.5 | 8.1 | 1.1 |
| 830 | COLESLAW | 3/4 CUP | 99 | 74 | 147 | 1 | 11 | 1.6 | 2.4 | 6.4 |
| | DESSERTS | | | | | | | | | |
| 831 | ICE MILK, SOFT, VANILLA, IN CONE | 1 CONE | 103 | 65 | 164 | 4 | 6 | 3.5 | 1.8 | 0.4 |
| 832 | PIE, FRIED, WITH FRUIT FILLING (5″ X 3 3/4″) | 1 PIE | 128 | 38 | 404 | 4 | 21 | 3.1 | 9.5 | 6.9 |
| 833 | SUNDAE, HOT FUDGE | 1 SUNDAE | 158 | 60 | 284 | 6 | 9 | 5.0 | 2.3 | 0.8 |
| 834 | ENCHILADA WITH CHEESE | 1 ENCHILADA | 163 | 63 | 319 | 10 | 19 | 10.6 | 6.3 | 0.8 |
| 835 | FISH SANDWICH, WITH TARTAR SAUCE AND CHEESE | 1 SANDWICH | 183 | 45 | 523 | 21 | 29 | 8.1 | 8.9 | 9.4 |
| 836 | FRENCH FRIES | 1 SMALL | 85 | 35 | 291 | 4 | 16 | 3.3 | 9.0 | 2.7 |
| 837 | | 1 MEDIUM | 134 | 35 | 458 | 6 | 25 | 5.2 | 14.3 | 4.2 |
| 838 | | 1 LARGE | 169 | 35 | 578 | 7 | 31 | 6.5 | 18.0 | 5.3 |
| 839 | FRIJOLES (REFRIED BEANS, CHILI SAUCE, CHEESE) | 1 CUP | 167 | 69 | 225 | 11 | 8 | 4.1 | 2.6 | 0.7 |
| | HAMBURGER | | | | | | | | | |
| | REGULAR SIZE, WITH CONDIMENTS | | | | | | | | | |
| 840 | DOUBLE PATTY | 1 SANDWICH | 215 | 51 | 576 | 32 | 32 | 12.0 | 14.1 | 2.8 |
| 841 | SINGLE PATTY | 1 SANDWICH | 106 | 45 | 272 | 12 | 10 | 3.6 | 3.4 | 1.0 |
| | LARGE, WITH CONDIMENTS, MAYO-TYPE DRESSING, AND VEGETABLES | | | | | | | | | |
| 842 | DOUBLE PATTY | 1 SANDWICH | 226 | 54 | 540 | 34 | 27 | 10.5 | 10.3 | 2.8 |
| 843 | SINGLE PATTY | 1 SANDWICH | 218 | 56 | 512 | 26 | 27 | 10.4 | 11.4 | 2.2 |
| | HOT DOG | | | | | | | | | |
| 844 | PLAIN | 1 SANDWICH | 98 | 54 | 242 | 10 | 15 | 5.1 | 6.9 | 1.7 |
| 845 | WITH CHILI | 1 SANDWICH | 114 | 48 | 296 | 14 | 13 | 4.9 | 6.6 | 1.2 |
| 846 | WITH CORN FLOUR COATING (CORNDOG) | 1 CORNDOG | 175 | 47 | 460 | 17 | 19 | 5.2 | 9.1 | 3.5 |
| 847 | HUSH PUPPIES | 5 PIECES | 78 | 32 | 257 | 5 | 12 | 2.7 | 7.8 | 0.4 |

| Cholesterol (mg) | Carbo-hydrate (g) | Total Dietary Fiber (g) | Calcium (mg) | Iron (mg) | Potassium (mg) | Sodium (mg) | Vitamin A (IU) | Vitamin A (RE) | Thiamine (mg) | Ribo-flavin (mg) | Niacin (mg) | Ascorbic Acid (mg) | Food No. |
|---|---|---|---|---|---|---|---|---|---|---|---|---|---|
| 14 | 27 | NA | 107 | 1.1 | 248 | 583 | 625 | 119 | 0.11 | 0.35 | 1.8 | 1 | 817 |
| 24 | 33 | NA | 53 | 2.5 | 329 | 670 | 319 | 32 | 0.27 | 0.42 | 2.7 | 1 | 818 |
| 60 | 35 | NA | 171 | 3.4 | 335 | 1,051 | 398 | 65 | 0.35 | 0.28 | 8.1 | 2 | 819 |
| 37 | 27 | NA | 111 | 2.4 | 223 | 616 | 462 | 94 | 0.25 | 0.23 | 3.7 | 2 | 820 |
| 110 | 22 | NA | 233 | 3.4 | 308 | 636 | 332 | 79 | 0.25 | 0.37 | 6.0 | 0 | 821 |
| 80 | 44 | NA | 224 | 3.7 | 285 | 891 | 277 | 66 | 0.34 | 0.38 | 6.0 | 0 | 822 |
| 50 | 32 | NA | 141 | 2.4 | 164 | 500 | 153 | 37 | 0.40 | 0.40 | 3.7 | 0 | 823 |
| 88 | 38 | NA | 206 | 4.7 | 445 | 1,108 | 613 | 129 | 0.39 | 0.46 | 7.4 | 8 | 824 |
| 111 | 37 | NA | 162 | 4.7 | 332 | 1,043 | 406 | 80 | 0.31 | 0.41 | 6.6 | 2 | 825 |
| 60 | 39 | NA | 60 | 4.7 | 353 | 957 | 100 | 31 | 0.33 | 0.24 | 6.8 | 9 | 826 |
| 61 | 15 | 0.0 | 14 | 0.9 | 305 | 513 | 0 | 0 | 0.12 | 0.16 | 7.5 | 0 | 827 |
| 134 | 22 | NA | 68 | 5.2 | 691 | 1,007 | 1,662 | 167 | 0.13 | 1.14 | 2.5 | 2 | 828 |
| 9 | 43 | NA | 63 | 4.5 | 586 | 910 | 146 | 16 | 0.49 | 0.64 | 5.8 | 5 | 829 |
| 5 | 13 | NA | 34 | 0.7 | 177 | 267 | 338 | 50 | 0.04 | 0.03 | 0.1 | 8 | 830 |
| 28 | 24 | 0.1 | 153 | 0.2 | 169 | 92 | 211 | 52 | 0.05 | 0.26 | 0.3 | 1 | 831 |
| 0 | 55 | 3.3 | 28 | 1.6 | 83 | 479 | 35 | 4 | 0.18 | 0.14 | 1.8 | 2 | 832 |
| 21 | 48 | 0.0 | 207 | 0.6 | 395 | 182 | 221 | 57 | 0.06 | 0.30 | 1.1 | 2 | 833 |
| 44 | 29 | NA | 324 | 1.3 | 240 | 784 | 1,161 | 186 | 0.08 | 0.42 | 1.9 | 1 | 834 |
| 68 | 48 | NA | 185 | 3.5 | 353 | 939 | 432 | 97 | 0.46 | 0.42 | 4.2 | 3 | 835 |
| 0 | 34 | 3.0 | 12 | 0.7 | 586 | 168 | 0 | 0 | 0.07 | 0.03 | 2.4 | 10 | 836 |
| 0 | 53 | 4.7 | 19 | 1.0 | 923 | 265 | 0 | 0 | 0.11 | 0.05 | 3.8 | 16 | 837 |
| 0 | 67 | 5.9 | 24 | 1.3 | 1,164 | 335 | 0 | 0 | 0.14 | 0.07 | 4.8 | 20 | 838 |
| 37 | 29 | NA | 189 | 2.2 | 605 | 882 | 456 | 70 | 0.13 | 0.33 | 1.5 | 2 | 839 |
| 103 | 39 | NA | 92 | 5.5 | 527 | 742 | 54 | 4 | 0.34 | 0.41 | 6.7 | 1 | 840 |
| 30 | 34 | 2.3 | 126 | 2.7 | 251 | 534 | 74 | 10 | 0.29 | 0.24 | 3.9 | 2 | 841 |
| 122 | 40 | NA | 102 | 5.9 | 570 | 791 | 102 | 11 | 0.36 | 0.38 | 7.6 | 1 | 842 |
| 87 | 40 | NA | 96 | 4.9 | 480 | 824 | 312 | 33 | 0.41 | 0.37 | 7.3 | 3 | 843 |
| 44 | 18 | NA | 24 | 2.3 | 143 | 670 | 0 | 0 | 0.24 | 0.27 | 3.6 | TR | 844 |
| 51 | 31 | NA | 19 | 3.3 | 166 | 480 | 58 | 6 | 0.22 | 0.40 | 3.7 | 3 | 845 |
| 79 | 56 | NA | 102 | 6.2 | 263 | 973 | 207 | 37 | 0.28 | 0.70 | 4.2 | 0 | 846 |
| 135 | 35 | NA | 69 | 1.4 | 188 | 965 | 94 | 27 | 0.00 | 0.02 | 2.0 | 0 | 847 |

| Food No. | Food Description | Measure of Edible Portion | Weight (g) | Water (%) | Calories (kcal) | Protein (g) | Total Fat (g) | Fatty Acids: Saturated (g) | Fatty Acids: Monounsaturated (g) | Fatty Acids: Polyunsaturated (g) |
|---|---|---|---|---|---|---|---|---|---|---|
| **MIXED DISHES AND FAST FOODS (CONTINUED)** | | | | | | | | | | |
| 848 | MASHED POTATOES | 1/3 CUP | 80 | 79 | 66 | 2 | 1 | 0.4 | 0.3 | 0.2 |
| 849 | NACHOS, WITH CHEESE SAUCE | 6–8 NACHOS | 113 | 40 | 346 | 9 | 19 | 7.8 | 8.0 | 2.2 |
| 850 | ONION RINGS, BREADED AND FRIED | 8–9 RINGS | 83 | 37 | 276 | 4 | 16 | 7.0 | 6.7 | 0.7 |
| | PIZZA (SLICE = 1/8 OF 12″ PIZZA) | | | | | | | | | |
| 851 | CHEESE | 1 SLICE | 63 | 48 | 140 | 8 | 3 | 1.5 | 1.0 | 0.5 |
| 852 | MEAT AND VEGETABLES | 1 SLICE | 79 | 48 | 184 | 13 | 5 | 1.5 | 2.5 | 0.9 |
| 853 | PEPPERONI | 1 SLICE | 71 | 47 | 181 | 10 | 7 | 2.2 | 3.1 | 1.2 |
| 854 | ROAST BEEF SANDWICH, PLAIN | 1 SANDWICH | 139 | 49 | 346 | 22 | 14 | 3.6 | 6.8 | 1.7 |
| 855 | SALAD, TOSSED, WITH CHICKEN, NO DRESSING | 1 1/2 CUPS | 218 | 87 | 105 | 17 | 2 | 0.6 | 0.7 | 0.6 |
| 856 | SALAD, TOSSED, WITH EGG, CHEESE, NO DRESSING | 1 1/2 CUPS | 217 | 90 | 102 | 9 | 6 | 3.0 | 1.8 | 0.5 |
| | SHAKE | | | | | | | | | |
| 857 | CHOCOLATE | 16 FL OZ | 333 | 72 | 423 | 11 | 12 | 7.7 | 3.6 | 0.5 |
| 858 | VANILLA | 16 FL OZ | 333 | 75 | 370 | 12 | 10 | 6.2 | 2.9 | 0.4 |
| 859 | SHRIMP, BREADED AND FRIED | 6–8 SHRIMP | 164 | 48 | 454 | 19 | 25 | 5.4 | 17.4 | 0.6 |
| | SUBMARINE SANDWICH (6″ LONG), WITH OIL AND VINEGAR | | | | | | | | | |
| 860 | COLD CUTS (WITH LETTUCE, CHEESE, SALAMI, HAM, TOMATO, ONION) | 1 SANDWICH | 228 | 58 | 456 | 22 | 19 | 6.8 | 8.2 | 2.3 |
| 861 | ROAST BEEF (WITH TOMATO, LETTUCE, MAYO) | 1 SANDWICH | 216 | 59 | 410 | 29 | 13 | 7.1 | 1.8 | 2.6 |
| 862 | TUNA SALAD (WITH MAYO, LETTUCE) | 1 SANDWICH | 256 | 54 | 584 | 30 | 28 | 5.3 | 13.4 | 7.3 |
| 863 | TACO, BEEF | 1 SMALL | 171 | 58 | 369 | 21 | 21 | 11.4 | 6.6 | 1.0 |
| 864 | | 1 LARGE | 263 | 58 | 568 | 32 | 32 | 17.5 | 10.1 | 1.5 |
| 865 | TACO SALAD (WITH GROUND BEEF, CHEESE, TACO SHELL) | 1 1/2 CUPS | 198 | 72 | 279 | 13 | 15 | 6.8 | 5.2 | 1.7 |
| | TOSTADA (WITH CHEESE, TOMATO, LETTUCE) | | | | | | | | | |
| 866 | WITH BEANS AND BEEF | 1 TOSTADA | 225 | 70 | 333 | 16 | 17 | 11.5 | 3.5 | 0.6 |
| 867 | WITH GUACAMOLE | 1 TOSTADA | 131 | 73 | 181 | 6 | 12 | 5.0 | 4.3 | 1.5 |
| **POULTRY AND POULTRY PRODUCTS** | | | | | | | | | | |
| | CHICKEN | | | | | | | | | |
| | FRIED IN VEGETABLE SHORTENING, MEAT WITH SKIN | | | | | | | | | |
| | BATTER DIPPED | | | | | | | | | |
| 868 | BREAST, 1/2 BREAST (5.6 OZ WITH BONES) | 1/2 BREAST | 140 | 52 | 364 | 35 | 18 | 4.9 | 7.6 | 4.3 |
| 869 | DRUMSTICK (3.4 OZ WITH BONES) | 1 DRUMSTICK | 72 | 53 | 193 | 16 | 11 | 3.0 | 4.6 | 2.7 |
| 870 | THIGH | 1 THIGH | 86 | 52 | 238 | 19 | 14 | 3.8 | 5.8 | 3.4 |
| 871 | WING | 1 WING | 49 | 46 | 159 | 10 | 11 | 2.9 | 4.4 | 2.5 |
| | FLOUR-COATED | | | | | | | | | |
| 872 | BREAST, 1/2 BREAST (4.2 OZ WITH BONES) | 1/2 BREAST | 98 | 57 | 218 | 31 | 9 | 2.4 | 3.4 | 1.9 |
| 873 | DRUMSTICK (2.6 OZ WITH BONES) | 1 DRUMSTICK | 49 | 57 | 120 | 13 | 7 | 1.8 | 2.7 | 1.6 |
| | FRIED, MEAT ONLY | | | | | | | | | |
| 874 | DARK MEAT | 3 OZ | 85 | 56 | 203 | 25 | 10 | 2.7 | 3.7 | 2.4 |
| 875 | LIGHT MEAT | 3 OZ | 85 | 60 | 163 | 28 | 5 | 1.3 | 1.7 | 1.1 |
| | ROASTED, MEAT ONLY | | | | | | | | | |
| 876 | BREAST, 1/2 BREAST (4.2 OZ WITH BONE AND SKIN) | 1/2 BREAST | 86 | 65 | 142 | 27 | 3 | 0.9 | 1.1 | 0.7 |
| 877 | DRUMSTICK (2.9 OZ WITH BONE AND SKIN) | 1 DRUMSTICK | 44 | 67 | 76 | 12 | 2 | 0.7 | 0.8 | 0.6 |

| Cholesterol (mg) | Carbo-hydrate (g) | Total Dietary Fiber (g) | Calcium (mg) | Iron (mg) | Potassium (mg) | Sodium (mg) | Vitamin A (IU) | Vitamin A (RE) | Thiamine (mg) | Ribo-flavin (mg) | Niacin (mg) | Ascorbic Acid (mg) | Food No. |
|---|---|---|---|---|---|---|---|---|---|---|---|---|---|
| 2 | 13 | NA | 17 | 0.4 | 235 | 182 | 33 | 8 | 0.07 | 0.04 | 1.0 | TR | 848 |
| 18 | 36 | NA | 272 | 1.3 | 172 | 816 | 559 | 92 | 0.19 | 0.37 | 1.5 | 1 | 849 |
| 14 | 31 | NA | 73 | 0.8 | 129 | 430 | 8 | 1 | 0.08 | 0.10 | 0.9 | 1 | 850 |
| 9 | 21 | NA | 117 | 0.6 | 110 | 336 | 382 | 74 | 0.18 | 0.16 | 2.5 | 1 | 851 |
| 21 | 21 | NA | 101 | 1.5 | 179 | 382 | 524 | 101 | 0.21 | 0.17 | 2.0 | 2 | 852 |
| 14 | 20 | NA | 65 | 0.9 | 153 | 267 | 282 | 55 | 0.13 | 0.23 | 3.0 | 2 | 853 |
| 51 | 33 | NA | 54 | 4.2 | 316 | 792 | 210 | 21 | 0.38 | 0.31 | 5.9 | 2 | 854 |
| 72 | 4 | NA | 37 | 1.1 | 447 | 209 | 935 | 96 | 0.11 | 0.13 | 5.9 | 17 | 855 |
| 98 | 5 | NA | 100 | 0.7 | 371 | 119 | 822 | 115 | 0.09 | 0.17 | 1.0 | 10 | 856 |
| 43 | 68 | 2.7 | 376 | 1.0 | 666 | 323 | 310 | 77 | 0.19 | 0.82 | 0.5 | 1 | 857 |
| 37 | 60 | 1.3 | 406 | 0.3 | 579 | 273 | 433 | 107 | 0.15 | 0.61 | 0.6 | 3 | 858 |
| 200 | 40 | NA | 84 | 3.0 | 184 | 1,446 | 120 | 36 | 0.21 | 0.90 | 0.0 | 0 | 859 |
| 36 | 51 | NA | 189 | 2.5 | 394 | 1,651 | 424 | 80 | 1.00 | 0.80 | 5.5 | 12 | 860 |
| 73 | 44 | NA | 41 | 2.8 | 330 | 845 | 413 | 50 | 0.41 | 0.41 | 6.0 | 6 | 861 |
| 49 | 55 | NA | 74 | 2.6 | 335 | 1,293 | 187 | 41 | 0.46 | 0.33 | 11.3 | 4 | 862 |
| 56 | 27 | NA | 221 | 2.4 | 474 | 802 | 855 | 147 | 0.15 | 0.44 | 3.2 | 2 | 863 |
| 87 | 41 | NA | 339 | 3.7 | 729 | 1,233 | 1,315 | 226 | 0.24 | 0.68 | 4.9 | 3 | 864 |
| 44 | 24 | NA | 192 | 2.3 | 416 | 762 | 588 | 77 | 0.10 | 0.36 | 2.5 | 4 | 865 |
| 74 | 30 | NA | 189 | 2.5 | 491 | 871 | 1,276 | 173 | 0.09 | 0.50 | 2.9 | 4 | 866 |
| 20 | 16 | NA | 212 | 0.8 | 326 | 401 | 879 | 109 | 0.07 | 0.29 | 1.0 | 2 | 867 |
| 119 | 13 | 0.4 | 28 | 1.8 | 281 | 385 | 94 | 28 | 0.16 | 0.20 | 14.7 | 0 | 868 |
| 62 | 6 | 0.2 | 12 | 1.0 | 134 | 194 | 62 | 19 | 0.08 | 0.15 | 3.7 | 0 | 869 |
| 80 | 8 | 0.3 | 15 | 1.2 | 165 | 248 | 82 | 25 | 0.10 | 0.20 | 4.9 | 0 | 870 |
| 39 | 5 | 0.1 | 10 | 0.6 | 68 | 157 | 55 | 17 | 0.05 | 0.07 | 2.6 | 0 | 871 |
| 87 | 2 | 0.1 | 16 | 1.2 | 254 | 74 | 49 | 15 | 0.08 | 0.13 | 13.5 | 0 | 872 |
| 44 | 1 | TR | 6 | 0.7 | 112 | 44 | 41 | 12 | 0.04 | 0.11 | 3.0 | 0 | 873 |
| 82 | 2 | 0.0 | 15 | 1.3 | 215 | 82 | 67 | 20 | 0.08 | 0.21 | 6.0 | 0 | 874 |
| 77 | TR | 0.0 | 14 | 1.0 | 224 | 69 | 26 | 8 | 0.06 | 0.11 | 11.4 | 0 | 875 |
| 73 | 0 | 0.0 | 13 | 0.9 | 220 | 64 | 18 | 5 | 0.06 | 0.10 | 11.8 | 0 | 876 |
| 41 | 0 | 0.0 | 5 | 0.6 | 108 | 42 | 26 | 8 | 0.03 | 0.10 | 2.7 | 0 | 877 |

| Food No. | Food Description | Measure of Edible Portion | Weight (g) | Water (%) | Calories (kcal) | Protein (g) | Total Fat (g) | Fatty Acids: Saturated (g) | Fatty Acids: Monounsaturated (g) | Fatty Acids: Polyunsaturated (g) |
|---|---|---|---|---|---|---|---|---|---|---|
| **POULTRY AND POULTRY PRODUCTS (CONTINUED)** | | | | | | | | | | |
| 878 | THIGH | 1 THIGH | 52 | 63 | 109 | 13 | 6 | 1.6 | 2.2 | 1.3 |
| 879 | STEWED, MEAT ONLY, LIGHT AND DARK MEAT, CHOPPED OR DICED | 1 CUP | 140 | 56 | 332 | 43 | 17 | 4.3 | 5.7 | 4.0 |
| 880 | CHICKEN GIBLETS, SIMMERED, CHOPPED | 1 CUP | 145 | 68 | 228 | 37 | 7 | 2.2 | 1.7 | 1.6 |
| 881 | CHICKEN LIVER, SIMMERED | 1 LIVER | 20 | 68 | 31 | 5 | 1 | 0.4 | 0.3 | 0.2 |
| 882 | CHICKEN NECK, MEAT ONLY, SIMMERED | 1 NECK | 18 | 67 | 32 | 4 | 1 | 0.4 | 0.5 | 0.4 |
| 883 | DUCK, ROASTED, FLESH ONLY | 1/2 DUCK | 221 | 64 | 444 | 52 | 25 | 9.2 | 8.2 | 3.2 |
| | TURKEY | | | | | | | | | |
| | ROASTED, MEAT ONLY | | | | | | | | | |
| 884 | DARK MEAT | 3 OZ | 85 | 63 | 159 | 24 | 6 | 2.1 | 1.4 | 1.8 |
| 885 | LIGHT MEAT | 3 OZ | 85 | 66 | 133 | 25 | 3 | 0.9 | 0.5 | 0.7 |
| 886 | LIGHT AND DARK MEAT, CHOPPED OR DICED | 1 CUP | 140 | 65 | 238 | 41 | 7 | 2.3 | 1.4 | 2.0 |
| | GROUND, COOKED | | | | | | | | | |
| 887 | PATTY, FROM 4 OZ RAW | 1 PATTY | 82 | 59 | 193 | 22 | 11 | 2.8 | 4.0 | 2.6 |
| 888 | CRUMBLED | 1 CUP | 127 | 59 | 298 | 35 | 17 | 4.3 | 6.2 | 4.1 |
| 889 | TURKEY GIBLETS, SIMMERED, CHOPPED | 1 CUP | 145 | 65 | 242 | 39 | 7 | 2.2 | 1.7 | 1.7 |
| 890 | TURKEY NECK, MEAT ONLY, SIMMERED | 1 NECK | 152 | 65 | 274 | 41 | 11 | 3.7 | 2.5 | 3.3 |
| | POULTRY FOOD PRODUCTS | | | | | | | | | |
| | CHICKEN | | | | | | | | | |
| 891 | CANNED, BONELESS | 5 OZ | 142 | 69 | 234 | 31 | 11 | 3.1 | 4.5 | 2.5 |
| 892 | FRANKFURTER (10 PER 1-LB PKG) | 1 FRANK | 45 | 58 | 116 | 6 | 9 | 2.5 | 3.8 | 1.8 |
| 893 | ROLL, LIGHT MEAT (6 SLICES PER 6-OZ PKG) | 2 SLICES | 57 | 69 | 90 | 11 | 4 | 1.1 | 1.7 | 0.9 |
| | TURKEY | | | | | | | | | |
| 894 | GRAVY AND TURKEY, FROZEN | 5-OZ PACKAGE | 142 | 85 | 95 | 8 | 4 | 1.2 | 1.4 | 0.7 |
| 895 | PATTIES, BREADED OR BATTERED, FRIED (2.25 OZ) | 1 PATTY | 64 | 50 | 181 | 9 | 12 | 3.0 | 4.8 | 3.0 |
| 896 | ROAST, BONELESS, FROZEN, SEASONED, LIGHT AND DARK MEAT, COOKED | 3 OZ | 85 | 68 | 132 | 18 | 5 | 1.6 | 1.0 | 1.4 |
| **SOUPS, SAUCES, AND GRAVIES** | | | | | | | | | | |
| | SOUPS | | | | | | | | | |
| | CANNED, CONDENSED | | | | | | | | | |
| | PREPARED WITH EQUAL VOLUME OF WHOLE MILK | | | | | | | | | |
| 897 | CLAM CHOWDER, NEW ENGLAND | 1 CUP | 248 | 85 | 164 | 9 | 7 | 3.0 | 2.3 | 1.1 |
| 898 | CREAM OF CHICKEN | 1 CUP | 248 | 85 | 191 | 7 | 11 | 4.6 | 4.5 | 1.6 |
| 899 | CREAM OF MUSHROOM | 1 CUP | 248 | 85 | 203 | 6 | 14 | 5.1 | 3.0 | 4.6 |
| 900 | TOMATO | 1 CUP | 248 | 85 | 161 | 6 | 6 | 2.9 | 1.6 | 1.1 |
| | PREPARED WITH EQUAL VOLUME OF WATER | | | | | | | | | |
| 901 | BEAN WITH PORK | 1 CUP | 253 | 84 | 172 | 8 | 6 | 1.5 | 2.2 | 1.8 |
| 902 | BEEF BROTH, BOUILLON, CONSOMME | 1 CUP | 241 | 96 | 29 | 5 | 0 | 0.0 | 0.0 | 0.0 |
| 903 | BEEF NOODLE | 1 CUP | 244 | 92 | 83 | 5 | 3 | 1.1 | 1.2 | 0.5 |
| 904 | CHICKEN NOODLE | 1 CUP | 241 | 92 | 75 | 4 | 2 | 0.7 | 1.1 | 0.6 |
| 905 | CHICKEN AND RICE | 1 CUP | 241 | 94 | 60 | 4 | 2 | 0.5 | 0.9 | 0.4 |
| 906 | CLAM CHOWDER, MANHATTAN | 1 CUP | 244 | 92 | 78 | 2 | 2 | 0.4 | 0.4 | 1.3 |
| 907 | CREAM OF CHICKEN | 1 CUP | 244 | 91 | 117 | 3 | 7 | 2.1 | 3.3 | 1.5 |
| 908 | CREAM OF MUSHROOM | 1 CUP | 244 | 90 | 129 | 2 | 9 | 2.4 | 1.7 | 4.2 |
| 909 | MINESTRONE | 1 CUP | 241 | 91 | 82 | 4 | 3 | 0.6 | 0.7 | 1.1 |
| 910 | PEA, GREEN | 1 CUP | 250 | 83 | 165 | 9 | 3 | 1.4 | 1.0 | 0.4 |
| 911 | TOMATO | 1 CUP | 244 | 90 | 85 | 2 | 2 | 0.4 | 0.4 | 1.0 |

| Cholesterol (mg) | Carbo-hydrate (g) | Total Dietary Fiber (g) | Calcium (mg) | Iron (mg) | Potassium (mg) | Sodium (mg) | Vitamin A (IU) | Vitamin A (RE) | Thiamine (mg) | Ribo-flavin (mg) | Niacin (mg) | Ascorbic Acid (mg) | Food No. |
|---|---|---|---|---|---|---|---|---|---|---|---|---|---|
| 49 | 0 | 0.0 | 6 | 0.7 | 124 | 46 | 34 | 10 | 0.04 | 0.12 | 3.4 | 0 | 878 |
| 116 | 0 | 0.0 | 18 | 2.0 | 283 | 109 | 157 | 46 | 0.16 | 0.39 | 9.0 | 0 | 879 |
| 570 | 1 | 0.0 | 17 | 9.3 | 229 | 84 | 10,775 | 3,232 | 0.13 | 1.38 | 5.9 | 12 | 880 |
| 126 | TR | 0.0 | 3 | 1.7 | 28 | 10 | 3,275 | 983 | 0.03 | 0.35 | 0.9 | 3 | 881 |
| 14 | 0 | 0.0 | 8 | 0.5 | 25 | 12 | 22 | 6 | 0.01 | 0.05 | 0.7 | 0 | 882 |
| 197 | 0 | 0.0 | 27 | 6.0 | 557 | 144 | 170 | 51 | 0.57 | 1.04 | 11.3 | 0 | 883 |
| 72 | 0 | 0.0 | 27 | 2.0 | 247 | 67 | 0 | 0 | 0.05 | 0.21 | 3.1 | 0 | 884 |
| 59 | 0 | 0.0 | 16 | 1.1 | 259 | 54 | 0 | 0 | 0.05 | 0.11 | 5.8 | 0 | 885 |
| 106 | 0 | 0.0 | 35 | 2.5 | 417 | 98 | 0 | 0 | 0.09 | 0.25 | 7.6 | 0 | 886 |
| 84 | 0 | 0.0 | 21 | 1.6 | 221 | 88 | 0 | 0 | 0.04 | 0.14 | 4.0 | 0 | 887 |
| 130 | 0 | 0.0 | 32 | 2.5 | 343 | 136 | 0 | 0 | 0.07 | 0.21 | 6.1 | 0 | 888 |
| 606 | 3 | 0.0 | 19 | 9.7 | 290 | 86 | 8,752 | 2,603 | 0.07 | 1.31 | 6.5 | 2 | 889 |
| 185 | 0 | 0.0 | 56 | 3.5 | 226 | 85 | 0 | 0 | 0.05 | 0.29 | 2.6 | 0 | 890 |
| 88 | 0 | 0.0 | 20 | 2.2 | 196 | 714 | 166 | 48 | 0.02 | 0.18 | 9.0 | 3 | 891 |
| 45 | 3 | 0.0 | 43 | 0.9 | 38 | 617 | 59 | 17 | 0.03 | 0.05 | 1.4 | 0 | 892 |
| 28 | 1 | 0.0 | 24 | 0.5 | 129 | 331 | 46 | 14 | 0.04 | 0.07 | 3.0 | 0 | 893 |
| 26 | 7 | 0.0 | 20 | 1.3 | 87 | 787 | 60 | 18 | 0.03 | 0.18 | 2.6 | 0 | 894 |
| 40 | 10 | 0.3 | 9 | 1.4 | 176 | 512 | 24 | 7 | 0.06 | 0.12 | 1.5 | 0 | 895 |
| 45 | 3 | 0.0 | 4 | 1.4 | 253 | 578 | 0 | 0 | 0.04 | 0.14 | 5.3 | 0 | 896 |
| 22 | 17 | 1.5 | 186 | 1.5 | 300 | 992 | 164 | 40 | 0.07 | 0.24 | 1.0 | 3 | 897 |
| 27 | 15 | 0.2 | 181 | 0.7 | 273 | 1,047 | 714 | 94 | 0.07 | 0.26 | 0.9 | 1 | 898 |
| 20 | 15 | 0.5 | 179 | 0.6 | 270 | 918 | 154 | 37 | 0.08 | 0.28 | 0.9 | 2 | 899 |
| 17 | 22 | 2.7 | 159 | 1.8 | 449 | 744 | 848 | 109 | 0.13 | 0.25 | 1.5 | 68 | 900 |
| 3 | 23 | 8.6 | 81 | 2.0 | 402 | 951 | 888 | 89 | 0.09 | 0.03 | 0.6 | 2 | 901 |
| 0 | 2 | 0.0 | 10 | 0.5 | 154 | 636 | 0 | 0 | 0.02 | 0.03 | 0.7 | 1 | 902 |
| 5 | 9 | 0.7 | 15 | 1.1 | 100 | 952 | 630 | 63 | 0.07 | 0.06 | 1.1 | TR | 903 |
| 7 | 9 | 0.7 | 17 | 0.8 | 55 | 1,106 | 711 | 72 | 0.05 | 0.06 | 1.4 | TR | 904 |
| 7 | 7 | 0.7 | 17 | 0.7 | 101 | 815 | 660 | 65 | 0.02 | 0.02 | 1.1 | TR | 905 |
| 2 | 12 | 1.5 | 27 | 1.6 | 188 | 578 | 964 | 98 | 0.03 | 0.04 | 0.8 | 4 | 906 |
| 10 | 9 | 0.2 | 34 | 0.6 | 88 | 986 | 561 | 56 | 0.03 | 0.06 | 0.8 | TR | 907 |
| 2 | 9 | 0.5 | 46 | 0.5 | 100 | 881 | 0 | 0 | 0.05 | 0.09 | 0.7 | 1 | 908 |
| 2 | 11 | 1.0 | 34 | 0.9 | 313 | 911 | 2,338 | 234 | 0.05 | 0.04 | 0.9 | 1 | 909 |
| 0 | 27 | 2.8 | 28 | 2.0 | 190 | 918 | 203 | 20 | 0.11 | 0.07 | 1.2 | 2 | 910 |
| 0 | 17 | 0.5 | 12 | 1.8 | 264 | 695 | 688 | 68 | 0.09 | 0.05 | 1.4 | 66 | 911 |

| Food No. | Food Description | Measure of Edible Portion | Weight (g) | Water (%) | Calories (kcal) | Protein (g) | Total Fat (g) | Fatty Acids: Saturated (g) | Fatty Acids: Monounsaturated (g) | Fatty Acids: Polyunsaturated (g) |
|---|---|---|---|---|---|---|---|---|---|---|
| **SOUPS, SAUCES, AND GRAVIES (CONTINUED)** | | | | | | | | | | |
| 912 | VEGETABLE BEEF | 1 CUP | 244 | 92 | 78 | 6 | 2 | 0.9 | 0.8 | 0.1 |
| 913 | VEGETARIAN VEGETABLE | 1 CUP | 241 | 92 | 72 | 2 | 2 | 0.3 | 0.8 | 0.7 |
| | CANNED, READY TO SERVE, CHUNKY | | | | | | | | | |
| 914 | BEAN WITH HAM | 1 CUP | 243 | 79 | 231 | 13 | 9 | 3.3 | 3.8 | 0.9 |
| 915 | CHICKEN NOODLE | 1 CUP | 240 | 84 | 175 | 13 | 6 | 1.4 | 2.7 | 1.5 |
| 916 | CHICKEN AND VEGETABLE | 1 CUP | 240 | 83 | 166 | 12 | 5 | 1.4 | 2.2 | 1.0 |
| 917 | VEGETABLE | 1 CUP | 240 | 88 | 122 | 4 | 4 | 0.6 | 1.6 | 1.4 |
| | CANNED, READY TO SERVE, LOW FAT, REDUCED SODIUM | | | | | | | | | |
| 918 | CHICKEN BROTH | 1 CUP | 240 | 97 | 17 | 3 | 0 | 0.0 | 0.0 | 0.0 |
| 919 | CHICKEN NOODLE | 1 CUP | 237 | 92 | 76 | 6 | 2 | 0.4 | 0.6 | 0.4 |
| 920 | CHICKEN AND RICE | 1 CUP | 241 | 88 | 116 | 7 | 3 | 0.9 | 1.3 | 0.7 |
| 921 | CHICKEN AND RICE WITH VEGETABLES | 1 CUP | 239 | 91 | 88 | 6 | 1 | 0.4 | 0.5 | 0.5 |
| 922 | CLAM CHOWDER, NEW ENGLAND | 1 CUP | 244 | 89 | 117 | 5 | 2 | 0.5 | 0.7 | 0.4 |
| 923 | LENTIL | 1 CUP | 242 | 88 | 126 | 8 | 2 | 0.3 | 0.8 | 0.2 |
| 924 | MINESTRONE | 1 CUP | 241 | 87 | 123 | 5 | 3 | 0.4 | 0.9 | 1.0 |
| 925 | VEGETABLE | 1 CUP | 238 | 91 | 81 | 4 | 1 | 0.3 | 0.4 | 0.3 |
| | DEHYDRATED | | | | | | | | | |
| | UNPREPARED | | | | | | | | | |
| 926 | BEEF BOUILLON | 1 PACKET | 6 | 3 | 14 | 1 | 1 | 0.3 | 0.2 | TR |
| 927 | ONION | 1 PACKET | 39 | 4 | 115 | 5 | 2 | 0.5 | 1.4 | 0.3 |
| | PREPARED WITH WATER | | | | | | | | | |
| 928 | CHICKEN NOODLE | 1 CUP | 252 | 94 | 58 | 2 | 1 | 0.3 | 0.5 | 0.4 |
| 929 | ONION | 1 CUP | 246 | 96 | 27 | 1 | 1 | 0.1 | 0.3 | 0.1 |
| | HOME PREPARED, STOCK | | | | | | | | | |
| 930 | BEEF | 1 CUP | 240 | 96 | 31 | 5 | TR | 0.1 | 0.1 | TR |
| 931 | CHICKEN | 1 CUP | 240 | 92 | 86 | 6 | 3 | 0.8 | 1.4 | 0.5 |
| 932 | FISH | 1 CUP | 233 | 97 | 40 | 5 | 2 | 0.5 | 0.5 | 0.3 |
| | SAUCES | | | | | | | | | |
| | HOME RECIPE | | | | | | | | | |
| 933 | CHEESE | 1 CUP | 243 | 67 | 479 | 25 | 36 | 19.5 | 11.5 | 3.4 |
| 934 | WHITE, MEDIUM, MADE WITH WHOLE MILK | 1 CUP | 250 | 75 | 368 | 10 | 27 | 7.1 | 11.1 | 7.2 |
| | READY TO SERVE | | | | | | | | | |
| 935 | BARBECUE | 1 TBSP | 16 | 81 | 12 | TR | TR | TR | 0.1 | 0.1 |
| 936 | CHEESE | 1/4 CUP | 63 | 71 | 110 | 4 | 8 | 3.8 | 2.4 | 1.6 |
| 937 | HOISIN | 1 TBSP | 16 | 44 | 35 | 1 | 1 | 0.1 | 0.2 | 0.3 |
| 938 | NACHO CHEESE | 1/4 CUP | 63 | 70 | 119 | 5 | 10 | 4.2 | 3.1 | 2.1 |
| 939 | PEPPER OR HOT | 1 TSP | 5 | 90 | 1 | TR | TR | TR | TR | TR |
| 940 | SALSA | 1 TBSP | 16 | 90 | 4 | TR | TR | TR | TR | TR |
| 941 | SOY | 1 TBSP | 16 | 69 | 9 | 1 | TR | TR | TR | TR |
| 942 | SPAGHETTI/MARINARA/PASTA | 1 CUP | 250 | 87 | 143 | 4 | 5 | 0.7 | 2.2 | 1.8 |
| 943 | TERIYAKI | 1 TBSP | 18 | 68 | 15 | 1 | 0 | 0.0 | 0.0 | 0.0 |
| 944 | TOMATO CHILI | 1/4 CUP | 68 | 68 | 71 | 2 | TR | TR | TR | 0.1 |
| 945 | WORCESTERSHIRE | 1 TBSP | 17 | 70 | 11 | 0 | 0 | 0.0 | 0.0 | 0.0 |
| | GRAVIES, CANNED | | | | | | | | | |
| 946 | BEEF | 1/4 CUP | 58 | 87 | 31 | 2 | 1 | 0.7 | 0.6 | TR |
| 947 | CHICKEN | 1/4 CUP | 60 | 85 | 47 | 1 | 3 | 0.8 | 1.5 | 0.9 |
| 948 | COUNTRY SAUSAGE | 1/4 CUP | 62 | 75 | 96 | 3 | 8 | 2.0 | 2.9 | 2.2 |
| 949 | MUSHROOM | 1/4 CUP | 60 | 89 | 30 | 1 | 2 | 0.2 | 0.7 | 0.6 |
| 950 | TURKEY | 1/4 CUP | 60 | 89 | 31 | 2 | 1 | 0.4 | 0.5 | 0.3 |

| Cholesterol (mg) | Carbo-hydrate (g) | Total Dietary Fiber (g) | Calcium (mg) | Iron (mg) | Potassium (mg) | Sodium (mg) | Vitamin A (IU) | Vitamin A (RE) | Thiamine (mg) | Ribo-flavin (mg) | Niacin (mg) | Ascorbic Acid (mg) | Food No. |
|---|---|---|---|---|---|---|---|---|---|---|---|---|---|
| 5 | 10 | 0.5 | 17 | 1.1 | 173 | 791 | 1,891 | 190 | 0.04 | 0.05 | 1.0 | 2 | 912 |
| 0 | 12 | 0.5 | 22 | 1.1 | 210 | 822 | 3,005 | 301 | 0.05 | 0.05 | 0.9 | 1 | 913 |
| 22 | 27 | 11.2 | 78 | 3.2 | 425 | 972 | 3,951 | 396 | 0.15 | 0.15 | 1.7 | 4 | 914 |
| 19 | 17 | 3.8 | 24 | 1.4 | 108 | 850 | 1,222 | 122 | 0.07 | 0.17 | 4.3 | 0 | 915 |
| 17 | 19 | NA | 26 | 1.5 | 367 | 1,068 | 5,990 | 600 | 0.04 | 0.17 | 3.3 | 6 | 916 |
| 0 | 19 | 1.2 | 55 | 1.6 | 396 | 1,010 | 5,878 | 588 | 0.07 | 0.06 | 1.2 | 6 | 917 |
| 0 | 1 | 0.0 | 19 | 0.6 | 204 | 554 | 0 | 0 | TR | 0.03 | 1.6 | 1 | 918 |
| 19 | 9 | 1.2 | 19 | 1.1 | 209 | 460 | 920 | 95 | 0.11 | 0.11 | 3.4 | 1 | 919 |
| 14 | 14 | 0.7 | 22 | 1.0 | 422 | 482 | 2,010 | 202 | 0.05 | 0.13 | 5.0 | 2 | 920 |
| 17 | 12 | 0.7 | 24 | 1.2 | 275 | 459 | 1,644 | 165 | 0.12 | 0.07 | 2.6 | 1 | 921 |
| 5 | 20 | 1.2 | 17 | 0.9 | 283 | 529 | 244 | 59 | 0.05 | 0.09 | 0.9 | 5 | 922 |
| 0 | 20 | 5.6 | 41 | 2.7 | 336 | 443 | 951 | 94 | 0.11 | 0.09 | 0.7 | 1 | 923 |
| 0 | 20 | 1.2 | 39 | 1.7 | 306 | 470 | 1,357 | 135 | 0.15 | 0.08 | 1.0 | 1 | 924 |
| 5 | 13 | 1.4 | 31 | 1.5 | 290 | 466 | 3,196 | 319 | 0.08 | 0.07 | 1.8 | 1 | 925 |
| 1 | 1 | 0.0 | 4 | 0.1 | 27 | 1,019 | 3 | TR | TR | 0.01 | 0.3 | 0 | 926 |
| 2 | 21 | 4.1 | 55 | 0.6 | 260 | 3,493 | 8 | 1 | 0.11 | 0.24 | 2.0 | 1 | 927 |
| 10 | 9 | 0.3 | 5 | 0.5 | 33 | 578 | 15 | 5 | 0.20 | 0.08 | 1.1 | 0 | 928 |
| 0 | 5 | 1.0 | 12 | 0.1 | 64 | 849 | 2 | 0 | 0.03 | 0.06 | 0.5 | TR | 929 |
| 0 | 3 | 0.0 | 19 | 0.6 | 444 | 475 | 0 | 0 | 0.08 | 0.22 | 2.1 | 0 | 930 |
| 7 | 8 | 0.0 | 7 | 0.5 | 252 | 343 | 0 | 0 | 0.08 | 0.20 | 3.8 | TR | 931 |
| 2 | 0 | 0.0 | 7 | TR | 336 | 363 | 0 | 0 | 0.08 | 0.18 | 2.8 | TR | 932 |
| 92 | 13 | 0.2 | 756 | 0.9 | 345 | 1,198 | 1,473 | 389 | 0.11 | 0.59 | 0.5 | 1 | 933 |
| 18 | 23 | 0.5 | 295 | 0.8 | 390 | 885 | 1,383 | 138 | 0.17 | 0.46 | 1.0 | 2 | 934 |
| 0 | 2 | 0.2 | 3 | 0.1 | 28 | 130 | 139 | 14 | TR | TR | 0.1 | 1 | 935 |
| 18 | 4 | 0.3 | 116 | 0.1 | 19 | 522 | 199 | 40 | TR | 0.07 | TR | TR | 936 |
| TR | 7 | 0.4 | 5 | 0.2 | 19 | 258 | 2 | TR | TR | 0.03 | 0.2 | TR | 937 |
| 20 | 3 | 0.5 | 118 | 0.2 | 20 | 492 | 128 | 32 | TR | 0.08 | TR | TR | 938 |
| 0 | TR | 0.1 | TR | TR | 7 | 124 | 14 | 1 | TR | TR | TR | 4 | 939 |
| 0 | 1 | 0.3 | 5 | 0.2 | 34 | 69 | 96 | 10 | 0.01 | 0.01 | 0.1 | 2 | 940 |
| 0 | 1 | 0.1 | 3 | 0.3 | 64 | 871 | 0 | 0 | 0.01 | 0.03 | 0.4 | 0 | 941 |
| 0 | 21 | 4.0 | 55 | 1.8 | 738 | 1,030 | 938 | 95 | 0.14 | 0.10 | 2.7 | 20 | 942 |
| 0 | 3 | TR | 5 | 0.3 | 41 | 690 | 0 | 0 | 0.01 | 0.01 | 0.2 | 0 | 943 |
| 0 | 17 | 4.0 | 14 | 0.5 | 252 | 910 | 462 | 46 | 0.06 | 0.05 | 1.1 | 11 | 944 |
| 0 | 3 | 0.0 | 18 | 0.9 | 136 | 167 | 18 | 2 | 0.01 | 0.02 | 0.1 | 2 | 945 |
| 2 | 3 | 0.2 | 3 | 0.4 | 47 | 325 | 0 | 0 | 0.02 | 0.02 | 0.4 | 0 | 946 |
| 1 | 3 | 0.2 | 12 | 0.3 | 65 | 346 | 221 | 67 | 0.01 | 0.03 | 0.3 | 0 | 947 |
| 13 | 4 | 0.4 | 4 | 0.3 | 48 | 236 | 0 | 0 | 0.10 | 0.04 | 0.7 | TR | 948 |
| 0 | 3 | 0.2 | 4 | 0.4 | 64 | 342 | 0 | 0 | 0.02 | 0.04 | 0.4 | 0 | 949 |
| 1 | 3 | 0.2 | 2 | 0.4 | 65 | 346 | 0 | 0 | 0.01 | 0.05 | 0.8 | 0 | 950 |

| Food No. | Food Description | Measure of Edible Portion | Weight (g) | Water (%) | Calories (kcal) | Protein (g) | Total Fat (g) | Fatty Acids: Saturated (g) | Fatty Acids: Monounsaturated (g) | Fatty Acids: Polyunsaturated (g) |
|---|---|---|---|---|---|---|---|---|---|---|
| **SUGARS AND SWEETS** | | | | | | | | | | |
| | CANDY | | | | | | | | | |
| 951 | BUTTERFINGER (NESTLE) | 1 FUN SIZE BAR | 7 | 2 | 34 | 1 | 1 | 0.7 | 0.4 | 0.2 |
| | CARAMEL | | | | | | | | | |
| 952 | PLAIN | 1 PIECE | 10 | 9 | 39 | TR | 1 | 0.7 | 0.1 | TR |
| 953 | CHOCOLATE-FLAVORED ROLL | 1 PIECE | 7 | 7 | 25 | TR | TR | TR | 0.1 | 0.1 |
| 954 | CAROB | 1 OZ | 28 | 2 | 153 | 2 | 9 | 8.2 | 0.1 | 0.1 |
| | CHOCOLATE, MILK | | | | | | | | | |
| 955 | PLAIN | 1 BAR (1.55 OZ) | 44 | 1 | 226 | 3 | 14 | 8.1 | 4.4 | 0.5 |
| 956 | WITH ALMONDS | 1 BAR (1.45 OZ) | 41 | 2 | 216 | 4 | 14 | 7.0 | 5.5 | 0.9 |
| 957 | WITH PEANUTS, MR. GOODBAR (HERSHEY) | 1 BAR (1.75 OZ) | 49 | 1 | 267 | 5 | 17 | 7.3 | 5.7 | 2.4 |
| 958 | WITH RICE CEREAL, NESTLÉ CRUNCH | 1 BAR (1.55 OZ) | 44 | 1 | 230 | 3 | 12 | 6.7 | 3.8 | 0.4 |
| | CHOCOLATE CHIPS | | | | | | | | | |
| 959 | MILK | 1 CUP | 168 | 1 | 862 | 12 | 52 | 31.0 | 16.7 | 1.8 |
| 960 | SEMISWEET | 1 CUP | 168 | 1 | 805 | 7 | 50 | 29.8 | 16.7 | 1.6 |
| 961 | WHITE | 1 CUP | 170 | 1 | 916 | 10 | 55 | 33.0 | 15.5 | 1.7 |
| 962 | CHOCOLATE COATED PEANUTS | 10 PIECES | 40 | 2 | 208 | 5 | 13 | 5.8 | 5.2 | 1.7 |
| 963 | CHOCOLATE COATED RAISINS | 10 PIECES | 10 | 11 | 39 | TR | 1 | 0.9 | 0.5 | 0.1 |
| 964 | FRUIT LEATHER, PIECES | 1 OZ | 28 | 12 | 97 | TR | 2 | 0.3 | 0.9 | 0.8 |
| 965 | FRUIT LEATHER, ROLLS | 1 LARGE | 21 | 11 | 74 | TR | 1 | 0.1 | 0.3 | 0.1 |
| 966 | FUDGE, PREPARED FROM RECIPE | 1 SMALL | 14 | 11 | 49 | TR | TR | 0.1 | 0.2 | 0.1 |
| | CHOCOLATE | | | | | | | | | |
| 967 | PLAIN | 1 PIECE | 17 | 10 | 65 | TR | 1 | 0.9 | 0.4 | 0.1 |
| 968 | WITH NUTS | 1 PIECE | 19 | 7 | 81 | 1 | 3 | 1.1 | 0.8 | 1.0 |
| | VANILLA | | | | | | | | | |
| 969 | PLAIN | 1 PIECE | 16 | 11 | 59 | TR | 1 | 0.5 | 0.2 | TR |
| 970 | WITH NUTS | 1 PIECE | 15 | 8 | 62 | TR | 2 | 0.6 | 0.5 | 0.8 |
| | GUMDROPS/GUMMY CANDIES | | | | | | | | | |
| 971 | GUMDROPS (3/4″ DIA) | 1 CUP | 182 | 1 | 703 | 0 | 0 | 0.0 | 0.0 | 0.0 |
| 972 | | 1 MEDIUM | 4 | 1 | 16 | 0 | 0 | 0.0 | 0.0 | 0.0 |
| 973 | GUMMY BEARS | 10 BEARS | 22 | 1 | 85 | 0 | 0 | 0.0 | 0.0 | 0.0 |
| 974 | GUMMY WORMS | 10 WORMS | 74 | 1 | 286 | 0 | 0 | 0.0 | 0.0 | 0.0 |
| 975 | HARD CANDY | 1 PIECE | 6 | 1 | 24 | 0 | TR | 0.0 | 0.0 | 0.0 |
| 976 | | 1 SMALL PIECE | 3 | 1 | 12 | 0 | TR | 0.0 | 0.0 | 0.0 |
| 977 | JELLY BEANS | 10 LARGE | 28 | 6 | 104 | 0 | TR | TR | 0.1 | TR |
| 978 | | 10 SMALL | 11 | 6 | 40 | 0 | TR | TR | TR | TR |
| 979 | KIT KAT (HERSHEY) | 1 BAR (1.5 OZ) | 42 | 2 | 216 | 3 | 11 | 6.8 | 3.1 | 0.3 |
| | MARSHMALLOWS | | | | | | | | | |
| 980 | MINIATURE | 1 CUP | 50 | 16 | 159 | 1 | TR | TR | TR | TR |
| 981 | REGULAR | 1 REGULAR | 7 | 16 | 23 | TR | TR | TR | TR | TR |
| | M&M'S (M&M MARS) | | | | | | | | | |
| 982 | PEANUT | 1/4 CUP | 43 | 2 | 222 | 4 | 11 | 4.4 | 4.7 | 1.8 |
| 983 | | 10 PIECES | 20 | 2 | 103 | 2 | 5 | 2.1 | 2.2 | 0.8 |
| 984 | PLAIN | 1/4 CUP | 52 | 2 | 256 | 2 | 11 | 6.8 | 3.6 | 0.3 |
| 985 | | 10 PIECES | 7 | 2 | 34 | TR | 1 | 0.9 | 0.5 | TR |
| 986 | MILKY WAY (M&M MARS) | 1 FUN SIZE BAR | 18 | 6 | 76 | 1 | 3 | 1.4 | 1.1 | 0.1 |
| 987 | | 1 BAR (2.15 OZ) | 61 | 6 | 258 | 3 | 10 | 4.8 | 3.7 | 0.4 |
| 988 | REESE'S PEANUT BUTTER CUP (HERSHEY) | 1 MINIATURE CUP | 7 | 2 | 38 | 1 | 2 | 0.8 | 0.9 | 0.4 |

| Cholesterol (mg) | Carbo-hydrate (g) | Total Dietary Fiber (g) | Calcium (mg) | Iron (mg) | Potassium (mg) | Sodium (mg) | Vitamin A (IU) | Vitamin A (RE) | Thiamine (mg) | Ribo-flavin (mg) | Niacin (mg) | Ascorbic Acid (mg) | Food No. |
|---|---|---|---|---|---|---|---|---|---|---|---|---|---|
| TR | 5 | 0.2 | 2 | 0.1 | 27 | 14 | 0 | 0 | 0.01 | TR | 0.2 | 0 | 951 |
| 1 | 8 | 0.1 | 14 | TR | 22 | 25 | 3 | 1 | TR | 0.02 | TR | TR | 952 |
| 0 | 6 | TR | 2 | TR | 7 | 6 | 1 | TR | TR | 0.01 | TR | TR | 953 |
| 1 | 16 | 1.1 | 86 | 0.4 | 179 | 30 | 7 | 2 | 0.03 | 0.05 | 0.3 | TR | 954 |
| 10 | 26 | 1.5 | 84 | 0.6 | 169 | 36 | 81 | 24 | 0.03 | 0.13 | 0.1 | TR | 955 |
| 8 | 22 | 2.5 | 92 | 0.7 | 182 | 30 | 30 | 6 | 0.02 | 0.18 | 0.3 | TR | 956 |
| 4 | 25 | 1.7 | 53 | 0.6 | 219 | 73 | 70 | 18 | 0.08 | 0.12 | 1.6 | TR | 957 |
| 6 | 29 | 1.1 | 74 | 0.2 | 151 | 59 | 30 | 9 | 0.15 | 0.25 | 1.7 | TR | 958 |
| 37 | 99 | 5.7 | 321 | 2.3 | 647 | 138 | 311 | 92 | 0.13 | 0.51 | 0.5 | 1 | 959 |
| 0 | 106 | 9.9 | 54 | 5.3 | 613 | 18 | 35 | 3 | 0.09 | 0.15 | 0.7 | 0 | 960 |
| 36 | 101 | 0.0 | 338 | 0.4 | 486 | 153 | 60 | 2 | 0.11 | 0.48 | 1.3 | 1 | 961 |
| 4 | 20 | 1.9 | 42 | 0.5 | 201 | 16 | 0 | 0 | 0.05 | 0.07 | 1.7 | 0 | 962 |
| TR | 7 | 0.4 | 9 | 0.2 | 51 | 4 | 4 | 1 | 0.01 | 0.02 | TR | TR | 963 |
| 0 | 22 | 1.0 | 5 | 0.2 | 46 | 114 | 33 | 3 | 0.01 | 0.03 | TR | 16 | 964 |
| 0 | 18 | 0.8 | 7 | 0.2 | 62 | 13 | 24 | 3 | 0.01 | TR | TR | 1 | 965 |
| 0 | 12 | 0.5 | 4 | 0.1 | 41 | 9 | 16 | 2 | 0.01 | TR | TR | 1 | 966 |
| 2 | 14 | 0.1 | 7 | 0.1 | 18 | 11 | 32 | 8 | TR | 0.01 | TR | TR | 967 |
| 3 | 14 | 0.2 | 10 | 0.1 | 30 | 11 | 38 | 9 | 0.01 | 0.02 | TR | TR | 968 |
| 3 | 13 | 0.0 | 6 | TR | 8 | 11 | 33 | 8 | TR | 0.01 | TR | TR | 969 |
| 2 | 11 | 0.1 | 7 | 0.1 | 17 | 9 | 30 | 7 | 0.01 | 0.01 | TR | TR | 970 |
| 0 | 180 | 0.0 | 5 | 0.7 | 9 | 80 | 0 | 0 | 0.00 | TR | TR | 0 | 971 |
| 0 | 4 | 0.0 | TR | TR | TR | 2 | 0 | 0 | 0.00 | TR | TR | 0 | 972 |
| 0 | 22 | 0.0 | 1 | 0.1 | 1 | 10 | 0 | 0 | 0.00 | TR | TR | 0 | 973 |
| 0 | 73 | 0.0 | 2 | 0.3 | 4 | 33 | 0 | 0 | 0.00 | TR | TR | 0 | 974 |
| 0 | 6 | 0.0 | TR | TR | TR | 2 | 0 | 0 | TR | TR | TR | 0 | 975 |
| 0 | 3 | 0.0 | TR | TR | TR | 1 | 0 | 0 | TR | TR | TR | 0 | 976 |
| 0 | 26 | 0.0 | 1 | 0.3 | 10 | 7 | 0 | 0 | 0.00 | 0.00 | 0.0 | 0 | 977 |
| 0 | 10 | 0.0 | TR | 0.1 | 4 | 3 | 0 | 0 | 0.00 | 0.00 | 0.0 | 0 | 978 |
| 3 | 27 | 0.8 | 69 | 0.4 | 122 | 32 | 68 | 20 | 0.07 | 0.23 | 1.1 | TR | 979 |
| 0 | 41 | 0.1 | 2 | 0.1 | 3 | 24 | 1 | 0 | TR | TR | TR | 0 | 980 |
| 0 | 6 | TR | TR | TR | TR | 3 | TR | 0 | TR | TR | TR | 0 | 981 |
| 4 | 26 | 1.5 | 43 | 0.5 | 149 | 21 | 40 | 10 | 0.04 | 0.07 | 1.6 | TR | 982 |
| 2 | 12 | 0.7 | 20 | 0.2 | 69 | 10 | 19 | 5 | 0.02 | 0.03 | 0.7 | TR | 983 |
| 7 | 37 | 1.3 | 55 | 0.6 | 138 | 32 | 106 | 28 | 0.03 | 0.11 | 0.1 | TR | 984 |
| 1 | 5 | 0.2 | 7 | 0.1 | 19 | 4 | 14 | 4 | TR | 0.01 | TR | TR | 985 |
| 3 | 13 | 0.3 | 23 | 0.1 | 43 | 43 | 19 | 6 | 0.01 | 0.04 | 0.1 | TR | 986 |
| 9 | 44 | 1.0 | 79 | 0.5 | 147 | 146 | 66 | 20 | 0.02 | 0.14 | 0.2 | 1 | 987 |
| TR | 4 | 0.2 | 5 | 0.1 | 25 | 22 | 5 | 1 | 0.02 | 0.01 | 0.3 | TR | 988 |

| Food No. | Food Description | Measure of Edible Portion | Weight (g) | Water (%) | Calories (kcal) | Protein (g) | Total Fat (g) | Fatty Acids: Saturated (g) | Fatty Acids: Monounsaturated (g) | Fatty Acids: Polyunsaturated (g) |
|---|---|---|---|---|---|---|---|---|---|---|
| **SUGARS AND SWEETS (CONTINUED)** | | | | | | | | | | |
| 989 | | 1 PACKAGE (CONTAINS 2) | 45 | 2 | 243 | 5 | 14 | 5.0 | 5.9 | 2.5 |
| 990 | SNICKERS BAR (M&M MARS) | 1 FUN SIZE BAR | 15 | 5 | 72 | 1 | 4 | 1.3 | 1.6 | 0.7 |
| 991 | | 1 KING SIZE BAR (4 OZ) | 113 | 5 | 541 | 9 | 28 | 10.2 | 11.8 | 5.6 |
| 992 | | 1 BAR (2 OZ) | 57 | 5 | 273 | 5 | 14 | 5.1 | 6.0 | 2.8 |
| 993 | SPECIAL DARK SWEET CHOCOLATE (HERSHEY) | 1 MINIATURE | 8 | 1 | 46 | TR | 3 | 1.7 | 0.9 | 0.1 |
| 994 | STARBURST FRUIT CHEWS (M&M MARS) | 1 PIECE | 5 | 7 | 20 | TR | TR | 0.1 | 0.2 | 0.2 |
| 995 | | 1 PACKAGE (2.07 OZ) | 59 | 7 | 234 | TR | 5 | 0.7 | 2.1 | 1.8 |
| | FROSTING, READY TO EAT | | | | | | | | | |
| 996 | CHOCOLATE | 1/12 PACKAGE | 38 | 17 | 151 | TR | 7 | 2.1 | 3.4 | 0.8 |
| 997 | VANILLA | 1/12 PACKAGE | 38 | 13 | 159 | TR | 6 | 1.9 | 3.3 | 0.9 |
| | FROZEN DESSERTS (NONDAIRY) | | | | | | | | | |
| 998 | FRUIT AND JUICE BAR | 1 BAR (2.5 FL OZ) | 77 | 78 | 63 | 1 | TR | 0.0 | 0.0 | TR |
| 999 | ICE POP | 1 BAR (2 FL OZ) | 59 | 80 | 42 | 0 | 0 | 0.0 | 0.0 | 0.0 |
| 1000 | ITALIAN ICES | 1/2 CUP | 116 | 86 | 61 | TR | TR | 0.0 | 0.0 | 0.0 |
| 1001 | FRUIT BUTTER, APPLE | 1 TBSP | 17 | 56 | 29 | TR | 0 | 0.0 | 0.0 | 0.0 |
| | GELATIN DESSERT, PREPARED WITH GELATIN DESSERT POWDER AND WATER | | | | | | | | | |
| 1002 | REGULAR | 1/2 CUP | 135 | 85 | 80 | 2 | 0 | 0.0 | 0.0 | 0.0 |
| 1003 | REDUCED CALORIE (WITH ASPARTAME) | 1/2 CUP | 117 | 98 | 8 | 1 | 0 | 0.0 | 0.0 | 0.0 |
| 1004 | HONEY, STRAINED OR EXTRACTED | 1 TBSP | 21 | 17 | 64 | TR | 0 | 0.0 | 0.0 | 0.0 |
| 1005 | | 1 CUP | 339 | 17 | 1,031 | 1 | 0 | 0.0 | 0.0 | 0.0 |
| 1006 | JAMS AND PRESERVES | 1 TBSP | 20 | 30 | 56 | TR | TR | TR | TR | 0.0 |
| 1007 | | 1 PACKET (0.5 OZ) | 14 | 30 | 39 | TR | TR | TR | TR | 0.0 |
| 1008 | JELLIES | 1 TBSP | 19 | 29 | 54 | TR | TR | TR | TR | TR |
| 1009 | | 1 PACKET (0.5 OZ) | 14 | 29 | 40 | TR | TR | TR | TR | TR |
| | PUDDINGS | | | | | | | | | |
| | PREPARED WITH DRY MIX AND 2% MILK | | | | | | | | | |
| | CHOCOLATE | | | | | | | | | |
| 1010 | INSTANT | 1/2 CUP | 147 | 75 | 150 | 5 | 3 | 1.6 | 0.9 | 0.2 |
| 1011 | REGULAR (COOKED) | 1/2 CUP | 142 | 74 | 151 | 5 | 3 | 1.8 | 0.8 | 0.1 |
| | VANILLA | | | | | | | | | |
| 1012 | INSTANT | 1/2 CUP | 142 | 75 | 148 | 4 | 2 | 1.4 | 0.7 | 0.1 |
| 1013 | REGULAR (COOKED) | 1/2 CUP | 140 | 76 | 141 | 4 | 2 | 1.5 | 0.7 | 0.1 |
| | READY TO EAT | | | | | | | | | |
| | REGULAR | | | | | | | | | |
| 1014 | CHOCOLATE | 4 OZ | 113 | 69 | 150 | 3 | 5 | 0.8 | 1.9 | 1.6 |
| 1015 | RICE | 4 OZ | 113 | 68 | 184 | 2 | 8 | 1.3 | 3.6 | 3.2 |
| 1016 | TAPIOCA | 4 OZ | 113 | 74 | 134 | 2 | 4 | 0.7 | 1.8 | 1.5 |
| 1017 | VANILLA | 4 OZ | 113 | 71 | 147 | 3 | 4 | 0.6 | 1.7 | 1.5 |
| | FAT FREE | | | | | | | | | |
| 1018 | CHOCOLATE | 4 OZ | 113 | 76 | 107 | 3 | TR | 0.3 | 0.1 | TR |
| 1019 | TAPIOCA | 4 OZ | 113 | 77 | 98 | 2 | TR | 0.1 | TR | TR |
| 1020 | VANILLA | 4 OZ | 113 | 76 | 105 | 2 | TR | 0.1 | TR | TR |

| Cholesterol (mg) | Carbo-hydrate (g) | Total Dietary Fiber (g) | Calcium (mg) | Iron (mg) | Potassium (mg) | Sodium (mg) | Vitamin A (IU) | Vitamin A (RE) | Thiamine (mg) | Ribo-flavin (mg) | Niacin (mg) | Ascorbic Acid (mg) | Food No. |
|---|---|---|---|---|---|---|---|---|---|---|---|---|---|
| 2 | 25 | 1.4 | 35 | 0.5 | 158 | 143 | 33 | 9 | 0.11 | 0.08 | 2.1 | TR | 989 |
| 2 | 9 | 0.4 | 14 | 0.1 | 49 | 40 | 23 | 6 | 0.01 | 0.02 | 0.6 | TR | 990 |
| 15 | 67 | 2.8 | 106 | 0.9 | 366 | 301 | 172 | 44 | 0.11 | 0.17 | 4.7 | 1 | 991 |
| 7 | 34 | 1.4 | 54 | 0.4 | 185 | 152 | 87 | 22 | 0.06 | 0.09 | 2.4 | TR | 992 |
| TR | 5 | 0.4 | 2 | 0.2 | 25 | 1 | 3 | TR | TR | 0.01 | TR | 0 | 993 |
| 0 | 4 | 0.0 | TR | TR | TR | 3 | 0 | 0 | TR | TR | TR | 3 | 994 |
| 0 | 50 | 0.0 | 2 | 0.1 | 1 | 33 | 0 | 0 | TR | TR | TR | 31 | 995 |
| 0 | 24 | 0.2 | 3 | 0.5 | 74 | 70 | 249 | 75 | TR | 0.01 | TR | 0 | 996 |
| 0 | 26 | TR | 1 | TR | 14 | 34 | 283 | 86 | 0.00 | TR | TR | 0 | 997 |
| 0 | 16 | 0.0 | 4 | 0.1 | 41 | 3 | 22 | 2 | 0.01 | 0.01 | 0.1 | 7 | 998 |
| 0 | 11 | 0.0 | 0 | 0.0 | 2 | 7 | 0 | 0 | 0.00 | 0.00 | 0.0 | 0 | 999 |
| 0 | 16 | 0.0 | 1 | 0.1 | 7 | 5 | 194 | 0 | 0.01 | 0.01 | 0.8 | 1 | 1000 |
| 0 | 7 | 0.3 | 2 | 0.1 | 15 | 1 | 20 | 2 | TR | TR | TR | TR | 1001 |
| 0 | 19 | 0.0 | 3 | TR | 1 | 57 | 0 | 0 | 0.00 | TR | TR | 0 | 1002 |
| 0 | 1 | 0.0 | 2 | TR | 0 | 56 | 0 | 0 | 0.00 | TR | TR | 0 | 1003 |
| 0 | 17 | TR | 1 | 0.1 | 11 | 1 | 0 | 0 | 0.00 | 0.01 | TR | TR | 1004 |
| 0 | 279 | 0.7 | 20 | 1.4 | 176 | 14 | 0 | 0 | 0.00 | 0.13 | 0.4 | 2 | 1005 |
| 0 | 14 | 0.2 | 4 | 0.1 | 15 | 6 | 2 | TR | 0.00 | TR | TR | 2 | 1006 |
| 0 | 10 | 0.2 | 3 | 0.1 | 11 | 4 | 2 | TR | 0.00 | TR | TR | 1 | 1007 |
| 0 | 13 | 0.2 | 2 | TR | 12 | 5 | 3 | TR | TR | TR | TR | TR | 1008 |
| 0 | 10 | 0.1 | 1 | TR | 9 | 4 | 2 | TR | TR | TR | TR | TR | 1009 |
| 9 | 28 | 0.6 | 153 | 0.4 | 247 | 417 | 253 | 56 | 0.05 | 0.21 | 0.1 | 1 | 1010 |
| 10 | 28 | 0.4 | 160 | 0.5 | 240 | 149 | 253 | 68 | 0.05 | 0.21 | 0.2 | 1 | 1011 |
| 9 | 28 | 0.0 | 146 | 0.1 | 185 | 406 | 241 | 64 | 0.05 | 0.20 | 0.1 | 1 | 1012 |
| 10 | 26 | 0.0 | 153 | 0.1 | 193 | 224 | 252 | 70 | 0.04 | 0.20 | 0.1 | 1 | 1013 |
| 3 | 26 | 1.1 | 102 | 0.6 | 203 | 146 | 41 | 12 | 0.03 | 0.18 | 0.4 | 2 | 1014 |
| 1 | 25 | 0.1 | 59 | 0.3 | 68 | 96 | 129 | 40 | 0.02 | 0.08 | 0.2 | 1 | 1015 |
| 1 | 22 | 0.1 | 95 | 0.3 | 110 | 180 | 0 | 0 | 0.02 | 0.11 | 0.4 | 1 | 1016 |
| 8 | 25 | 0.1 | 99 | 0.1 | 128 | 153 | 24 | 7 | 0.02 | 0.16 | 0.3 | 0 | 1017 |
| 2 | 23 | 0.9 | 89 | 0.6 | 235 | 192 | 174 | 52 | 0.02 | 0.12 | 0.1 | TR | 1018 |
| 1 | 23 | 0.1 | 76 | 0.2 | 99 | 251 | 121 | 36 | 0.02 | 0.09 | 0.1 | TR | 1019 |
| 1 | 24 | 0.1 | 86 | TR | 123 | 241 | 174 | 52 | 0.02 | 0.10 | 0.1 | TR | 1020 |

| Food No. | Food Description | Measure of Edible Portion | Weight (g) | Water (%) | Calories (kcal) | Protein (g) | Total Fat (g) | Fatty Acids: Saturated (g) | Fatty Acids: Monounsaturated (g) | Fatty Acids: Polyunsaturated (g) |
|---|---|---|---|---|---|---|---|---|---|---|
| **SUGARS AND SWEETS (CONTINUED)** | | | | | | | | | | |
| | SUGAR | | | | | | | | | |
| | BROWN | | | | | | | | | |
| 1021 | PACKED | 1 CUP | 220 | 2 | 827 | 0 | 0 | 0.0 | 0.0 | 0.0 |
| 1022 | UNPACKED | 1 CUP | 145 | 2 | 545 | 0 | 0 | 0.0 | 0.0 | 0.0 |
| 1023 | | 1 TBSP | 9 | 2 | 34 | 0 | 0 | 0.0 | 0.0 | 0.0 |
| | WHITE | | | | | | | | | |
| 1024 | GRANULATED | 1 PACKET | 6 | 0 | 23 | 0 | 0 | 0.0 | 0.0 | 0.0 |
| 1025 | | 1 TSP | 4 | 0 | 16 | 0 | 0 | 0.0 | 0.0 | 0.0 |
| 1026 | | 1 CUP | 200 | 0 | 774 | 0 | 0 | 0.0 | 0.0 | 0.0 |
| 1027 | POWDERED, UNSIFTED | 1 TBSP | 8 | TR | 31 | 0 | TR | TR | TR | TR |
| 1028 | | 1 CUP | 120 | TR | 467 | 0 | TR | TR | TR | 0.1 |
| | SYRUP | | | | | | | | | |
| | CHOCOLATE-FLAVORED SYRUP OR TOPPING | | | | | | | | | |
| 1029 | THIN TYPE | 1 TBSP | 19 | 31 | 53 | TR | TR | 0.1 | 0.1 | TR |
| 1030 | FUDGE TYPE | 1 TBSP | 19 | 22 | 67 | 1 | 2 | 0.8 | 0.7 | 0.1 |
| 1031 | CORN, LIGHT | 1 TBSP | 20 | 23 | 56 | 0 | 0 | 0.0 | 0.0 | 0.0 |
| 1032 | MAPLE | 1 TBSP | 20 | 32 | 52 | 0 | TR | TR | TR | TR |
| 1033 | MOLASSES, BLACKSTRAP | 1 TBSP | 20 | 29 | 47 | 0 | 0 | 0.0 | 0.0 | 0.0 |
| 1034 | | 1 CUP | 328 | 29 | 771 | 0 | 0 | 0.0 | 0.0 | 0.0 |
| | TABLE BLEND, PANCAKE | | | | | | | | | |
| 1035 | REGULAR | 1 TBSP | 20 | 24 | 57 | 0 | 0 | 0.0 | 0.0 | 0.0 |
| 1036 | REDUCED CALORIE | 1 TBSP | 15 | 55 | 25 | 0 | 0 | 0.0 | 0.0 | 0.0 |
| **VEGETABLES AND VEGETABLE PRODUCTS** | | | | | | | | | | |
| 1037 | ALFALFA SPROUTS, RAW | 1 CUP | 33 | 91 | 10 | 1 | TR | TR | TR | 0.1 |
| 1038 | ARTICHOKES, GLOBE OR FRENCH, COOKED, DRAINED | 1 CUP | 168 | 84 | 84 | 6 | TR | 0.1 | TR | 0.1 |
| 1039 | | 1 MEDIUM | 120 | 84 | 60 | 4 | TR | TR | TR | 0.1 |
| | ASPARAGUS, GREEN | | | | | | | | | |
| | COOKED, DRAINED | | | | | | | | | |
| 1040 | FROM RAW | 1 CUP | 180 | 92 | 43 | 5 | 1 | 0.1 | TR | 0.2 |
| 1041 | | 4 SPEARS | 60 | 92 | 14 | 2 | TR | TR | TR | 0.1 |
| 1042 | FROM FROZEN | 1 CUP | 180 | 91 | 50 | 5 | 1 | 0.2 | TR | 0.3 |
| 1043 | | 4 SPEARS | 60 | 91 | 17 | 2 | TR | 0.1 | TR | 0.1 |
| 1044 | CANNED, SPEARS, ABOUT 5″ LONG, DRAINED | 1 CUP | 242 | 94 | 46 | 5 | 2 | 0.4 | 0.1 | 0.7 |
| 1045 | | 4 SPEARS | 72 | 94 | 14 | 2 | TR | 0.1 | TR | 0.2 |
| 1046 | BAMBOO SHOOTS, CANNED, DRAINED | 1 CUP | 131 | 94 | 25 | 2 | 1 | 0.1 | TR | 0.2 |
| | BEANS | | | | | | | | | |
| | LIMA, IMMATURE SEEDS, FROZEN, COOKED, DRAINED | | | | | | | | | |
| 1047 | FORD HOOKS | 1 CUP | 170 | 74 | 170 | 10 | 1 | 0.1 | TR | 0.3 |
| 1048 | BABY LIMAS | 1 CUP | 180 | 72 | 189 | 12 | 1 | 0.1 | TR | 0.3 |
| | SNAP, CUT | | | | | | | | | |
| | COOKED, DRAINED | | | | | | | | | |
| | FROM RAW | | | | | | | | | |
| 1049 | GREEN | 1 CUP | 125 | 89 | 44 | 2 | TR | 0.1 | TR | 0.2 |
| 1050 | YELLOW | 1 CUP | 125 | 89 | 44 | 2 | TR | 0.1 | TR | 0.2 |
| | FROM FROZEN | | | | | | | | | |
| 1051 | GREEN | 1 CUP | 135 | 91 | 38 | 2 | TR | 0.1 | TR | 0.1 |
| 1052 | YELLOW | 1 CUP | 135 | 91 | 38 | 2 | TR | 0.1 | TR | 0.1 |
| | CANNED, DRAINED | | | | | | | | | |

| Cholesterol (mg) | Carbo-hydrate (g) | Total Dietary Fiber (g) | Calcium (mg) | Iron (mg) | Potassium (mg) | Sodium (mg) | Vitamin A (IU) | Vitamin A (RE) | Thiamine (mg) | Ribo-flavin (mg) | Niacin (mg) | Ascorbic Acid (mg) | Food No. |
|---|---|---|---|---|---|---|---|---|---|---|---|---|---|
| 0 | 214 | 0.0 | 187 | 4.2 | 761 | 86 | 0 | 0 | 0.02 | 0.02 | 0.2 | 0 | 1021 |
| 0 | 141 | 0.0 | 123 | 2.8 | 502 | 57 | 0 | 0 | 0.01 | 0.01 | 0.1 | 0 | 1022 |
| 0 | 9 | 0.0 | 8 | 0.2 | 31 | 4 | 0 | 0 | TR | TR | TR | 0 | 1023 |
| 0 | 6 | 0.0 | TR | TR | TR | TR | 0 | 0 | 0.00 | TR | 0.0 | 0 | 1024 |
| 0 | 4 | 0.0 | TR | TR | TR | TR | 0 | 0 | 0.00 | TR | 0.0 | 0 | 1025 |
| 0 | 200 | 0.0 | 2 | 0.1 | 4 | 2 | 0 | 0 | 0.00 | 0.04 | 0.0 | 0 | 1026 |
| 0 | 8 | 0.0 | TR | TR | TR | TR | 0 | 0 | 0.00 | 0.00 | 0.0 | 0 | 1027 |
| 0 | 119 | 0.0 | 1 | 0.1 | 2 | 1 | 0 | 0 | 0.00 | 0.00 | 0.0 | 0 | 1028 |
| 0 | 12 | 0.3 | 3 | 0.4 | 43 | 14 | 6 | 1 | TR | 0.01 | 0.1 | TR | 1029 |
| TR | 12 | 0.5 | 15 | 0.2 | 69 | 66 | 3 | 1 | 0.01 | 0.04 | 0.1 | TR | 1030 |
| 0 | 15 | 0.0 | 1 | TR | 1 | 24 | 0 | 0 | TR | TR | TR | 0 | 1031 |
| 0 | 13 | 0.0 | 13 | 0.2 | 41 | 2 | 0 | 0 | TR | TR | TR | 0 | 1032 |
| 0 | 12 | 0.0 | 172 | 3.5 | 498 | 11 | 0 | 0 | 0.01 | 0.01 | 0.2 | 0 | 1033 |
| 0 | 199 | 0.0 | 2,821 | 57.4 | 8,174 | 180 | 0 | 0 | 0.11 | 0.17 | 3.5 | 0 | 1034 |
| 0 | 15 | 0.0 | TR | TR | TR | 17 | 0 | 0 | TR | TR | TR | 0 | 1035 |
| 0 | 7 | 0.0 | TR | TR | TR | 30 | 0 | 0 | TR | TR | TR | 0 | 1036 |
| 0 | 1 | 0.8 | 11 | 0.3 | 26 | 2 | 51 | 5 | 0.03 | 0.04 | 0.2 | 3 | 1037 |
| 0 | 19 | 9.1 | 76 | 2.2 | 595 | 160 | 297 | 30 | 0.11 | 0.11 | 1.7 | 17 | 1038 |
| 0 | 13 | 6.5 | 54 | 1.5 | 425 | 114 | 212 | 22 | 0.08 | 0.08 | 1.2 | 12 | 1039 |
| 0 | 8 | 2.9 | 36 | 1.3 | 288 | 20 | 970 | 97 | 0.22 | 0.23 | 1.9 | 19 | 1040 |
| 0 | 3 | 1.0 | 12 | 0.4 | 96 | 7 | 323 | 32 | 0.07 | 0.08 | 0.6 | 6 | 1041 |
| 0 | 9 | 2.9 | 41 | 1.2 | 392 | 7 | 1,472 | 148 | 0.12 | 0.19 | 1.9 | 44 | 1042 |
| 0 | 3 | 1.0 | 14 | 0.4 | 131 | 2 | 491 | 49 | 0.04 | 0.06 | 0.6 | 15 | 1043 |
| 0 | 6 | 3.9 | 39 | 4.4 | 416 | 695 | 1,285 | 128 | 0.15 | 0.24 | 2.3 | 45 | 1044 |
| 0 | 2 | 1.2 | 12 | 1.3 | 124 | 207 | 382 | 38 | 0.04 | 0.07 | 0.7 | 13 | 1045 |
| 0 | 4 | 1.8 | 10 | 0.4 | 105 | 9 | 10 | 1 | 0.03 | 0.03 | 0.2 | 1 | 1046 |
| 0 | 32 | 9.9 | 37 | 2.3 | 694 | 90 | 323 | 32 | 0.13 | 0.10 | 1.8 | 22 | 1047 |
| 0 | 35 | 10.8 | 50 | 3.5 | 740 | 52 | 301 | 31 | 0.13 | 0.10 | 1.4 | 10 | 1048 |
| 0 | 10 | 4.0 | 58 | 1.6 | 374 | 4 | 833 | 84 | 0.09 | 0.12 | 0.8 | 12 | 1049 |
| 0 | 10 | 4.1 | 58 | 1.6 | 374 | 4 | 101 | 10 | 0.09 | 0.12 | 0.8 | 12 | 1050 |
| 0 | 9 | 4.1 | 66 | 1.2 | 170 | 12 | 541 | 54 | 0.05 | 0.12 | 0.5 | 6 | 1051 |
| 0 | 9 | 4.1 | 66 | 1.2 | 170 | 12 | 151 | 15 | 0.05 | 0.12 | 0.5 | 6 | 1052 |

| Food No. | Food Description | Measure of Edible Portion | Weight (g) | Water (%) | Calories (kcal) | Protein (g) | Total Fat (g) | Fatty Acids: Satu-rated (g) | Fatty Acids: Mono-unsatu-rated (g) | Fatty Acids: Poly-unsatu-rated (g) |
|---|---|---|---|---|---|---|---|---|---|---|
| **VEGETABLES AND VEGETABLE PRODUCTS (CONTINUED)** | | | | | | | | | | |
| 1053 | GREEN | 1 CUP | 135 | 93 | 27 | 2 | TR | TR | TR | 0.1 |
| 1054 | YELLOW | 1 CUP | 135 | 93 | 27 | 2 | TR | TR | TR | 0.1 |
| | BEANS, DRY. SEE LEGUMES. | | | | | | | | | |
| | BEAN SPROUTS (MUNG) | | | | | | | | | |
| 1055 | RAW | 1 CUP | 104 | 90 | 31 | 3 | TR | TR | TR | 0.1 |
| 1056 | COOKED, DRAINED | 1 CUP | 124 | 93 | 26 | 3 | TR | TR | TR | TR |
| | BEETS | | | | | | | | | |
| | COOKED, DRAINED | | | | | | | | | |
| 1057 | SLICES | 1 CUP | 170 | 87 | 75 | 3 | TR | TR | 0.1 | 0.1 |
| 1058 | WHOLE BEET, 2″ DIA | 1 BEET | 50 | 87 | 22 | 1 | TR | TR | TR | TR |
| | CANNED, DRAINED | | | | | | | | | |
| 1059 | SLICES | 1 CUP | 170 | 91 | 53 | 2 | TR | TR | TR | 0.1 |
| 1060 | WHOLE BEET | 1 BEET | 24 | 91 | 7 | TR | TR | TR | TR | TR |
| 1061 | BEET GREENS, LEAVES AND STEMS, COOKED, DRAINED, 1″ PIECES | 1 CUP | 144 | 89 | 39 | 4 | TR | TR | 0.1 | 0.1 |
| | BLACK-EYED PEAS, IMMATURE SEEDS, COOKED, DRAINED | | | | | | | | | |
| 1062 | FROM RAW | 1 CUP | 165 | 75 | 160 | 5 | 1 | 0.2 | 0.1 | 0.3 |
| 1063 | FROM FROZEN | 1 CUP | 170 | 66 | 224 | 14 | 1 | 0.3 | 0.1 | 0.5 |
| | BROCCOLI | | | | | | | | | |
| | RAW | | | | | | | | | |
| 1064 | CHOPPED OR DICED | 1 CUP | 88 | 91 | 25 | 3 | TR | TR | TR | 0.1 |
| 1065 | SPEAR, ABOUT 5″ LONG | 1 SPEAR | 31 | 91 | 9 | 1 | TR | TR | TR | 0.1 |
| 1066 | FLOWER CLUSTER | 1 FLOWERET | 11 | 91 | 3 | TR | TR | TR | TR | TR |
| | COOKED, DRAINED | | | | | | | | | |
| | FROM RAW | | | | | | | | | |
| 1067 | CHOPPED | 1 CUP | 156 | 91 | 44 | 5 | 1 | 0.1 | TR | 0.3 |
| 1068 | SPEAR, ABOUT 5″ LONG | 1 SPEAR | 37 | 91 | 10 | 1 | TR | TR | TR | 0.1 |
| 1069 | FROM FROZEN, CHOPPED | 1 CUP | 184 | 91 | 52 | 6 | TR | TR | TR | 0.1 |
| | BRUSSELS SPROUTS, COOKED, DRAINED | | | | | | | | | |
| 1070 | FROM RAW | 1 CUP | 156 | 87 | 61 | 4 | 1 | 0.2 | 0.1 | 0.4 |
| 1071 | FROM FROZEN | 1 CUP | 155 | 87 | 65 | 6 | 1 | 0.1 | TR | 0.3 |
| | CABBAGE, COMMON VARIETIES, SHREDDED | | | | | | | | | |
| 1072 | RAW | 1 CUP | 70 | 92 | 18 | 1 | TR | TR | TR | 0.1 |
| 1073 | COOKED, DRAINED | 1 CUP | 150 | 94 | 33 | 2 | 1 | 0.1 | TR | 0.3 |
| | CABBAGE, CHINESE, SHREDDED, COOKED, DRAINED | | | | | | | | | |
| 1074 | PAK CHOI OR BOK CHOY | 1 CUP | 170 | 96 | 20 | 3 | TR | TR | TR | 0.1 |
| 1075 | PE TSAI | 1 CUP | 119 | 95 | 17 | 2 | TR | TR | TR | 0.1 |
| 1076 | CABBAGE, RED, RAW, SHREDDED | 1 CUP | 70 | 92 | 19 | 1 | TR | TR | TR | 0.1 |
| 1077 | CABBAGE, SAVOY, RAW, SHREDDED | 1 CUP | 70 | 91 | 19 | 1 | TR | TR | TR | TR |
| 1078 | CARROT JUICE, CANNED | 1 CUP | 236 | 89 | 94 | 2 | TR | 0.1 | TR | 0.2 |
| | CARROTS | | | | | | | | | |
| | RAW | | | | | | | | | |
| 1079 | WHOLE, 7 1/2″ LONG | 1 CARROT | 72 | 88 | 31 | 1 | TR | TR | TR | 0.1 |
| 1080 | GRATED | 1 CUP | 110 | 88 | 47 | 1 | TR | TR | TR | 0.1 |
| 1081 | BABY | 1 MEDIUM | 10 | 90 | 4 | TR | TR | TR | TR | TR |
| | COOKED, SLICED, DRAINED | | | | | | | | | |
| 1082 | FROM RAW | 1 CUP | 156 | 87 | 70 | 2 | TR | 0.1 | TR | 0.1 |
| 1083 | FROM FROZEN | 1 CUP | 146 | 90 | 53 | 2 | TR | TR | TR | 0.1 |
| 1084 | CANNED, SLICED, DRAINED | 1 CUP | 146 | 93 | 37 | 1 | TR | 0.1 | TR | 0.1 |

| Cholesterol (mg) | Carbo-hydrate (g) | Total Dietary Fiber (g) | Calcium (mg) | Iron (mg) | Potassium (mg) | Sodium (mg) | Vitamin A (IU) | Vitamin A (RE) | Thiamine (mg) | Ribo-flavin (mg) | Niacin (mg) | Ascorbic Acid (mg) | Food No. |
|---|---|---|---|---|---|---|---|---|---|---|---|---|---|
| 0 | 6 | 2.6 | 35 | 1.2 | 147 | 354 | 471 | 47 | 0.02 | 0.08 | 0.3 | 6 | 1053 |
| 0 | 6 | 1.8 | 35 | 1.2 | 147 | 339 | 142 | 15 | 0.02 | 0.08 | 0.3 | 6 | 1054 |
| 0 | 6 | 1.9 | 14 | 0.9 | 155 | 6 | 22 | 2 | 0.09 | 0.13 | 0.8 | 14 | 1055 |
| 0 | 5 | 1.5 | 15 | 0.8 | 125 | 12 | 17 | 1 | 0.06 | 0.13 | 1.0 | 14 | 1056 |
| 0 | 17 | 3.4 | 27 | 1.3 | 519 | 131 | 60 | 7 | 0.05 | 0.07 | 0.6 | 6 | 1057 |
| 0 | 5 | 1.0 | 8 | 0.4 | 153 | 39 | 18 | 2 | 0.01 | 0.02 | 0.2 | 2 | 1058 |
| 0 | 12 | 2.9 | 26 | 3.1 | 252 | 330 | 19 | 2 | 0.02 | 0.07 | 0.3 | 7 | 1059 |
| 0 | 2 | 0.4 | 4 | 0.4 | 36 | 47 | 3 | TR | TR | 0.01 | TR | 1 | 1060 |
| 0 | 8 | 4.2 | 164 | 2.7 | 1,309 | 347 | 7,344 | 734 | 0.17 | 0.42 | 0.7 | 36 | 1061 |
| 0 | 34 | 8.3 | 211 | 1.8 | 690 | 7 | 1,305 | 130 | 0.17 | 0.24 | 2.3 | 4 | 1062 |
| 0 | 40 | 10.9 | 39 | 3.6 | 638 | 9 | 128 | 14 | 0.44 | 0.11 | 1.2 | 4 | 1063 |
| 0 | 5 | 2.6 | 42 | 0.8 | 286 | 24 | 1,357 | 136 | 0.06 | 0.10 | 0.6 | 82 | 1064 |
| 0 | 2 | 0.9 | 15 | 0.3 | 101 | 8 | 478 | 48 | 0.02 | 0.04 | 0.2 | 29 | 1065 |
| 0 | 1 | 0.3 | 5 | 0.1 | 36 | 3 | 330 | 33 | 0.01 | 0.01 | 0.1 | 10 | 1066 |
| 0 | 8 | 4.5 | 72 | 1.3 | 456 | 41 | 2,165 | 217 | 0.09 | 0.18 | 0.9 | 116 | 1067 |
| 0 | 2 | 1.1 | 17 | 0.3 | 108 | 10 | 514 | 51 | 0.02 | 0.04 | 0.2 | 28 | 1068 |
| 0 | 10 | 5.5 | 94 | 1.1 | 331 | 44 | 3,481 | 348 | 0.10 | 0.15 | 0.8 | 74 | 1069 |
| 0 | 14 | 4.1 | 56 | 1.9 | 495 | 33 | 1,122 | 112 | 0.17 | 0.12 | 0.9 | 97 | 1070 |
| 0 | 13 | 6.4 | 37 | 1.1 | 504 | 36 | 913 | 91 | 0.16 | 0.18 | 0.8 | 71 | 1071 |
| 0 | 4 | 1.6 | 33 | 0.4 | 172 | 13 | 93 | 9 | 0.04 | 0.03 | 0.2 | 23 | 1072 |
| 0 | 7 | 3.5 | 47 | 0.3 | 146 | 12 | 198 | 20 | 0.09 | 0.08 | 0.4 | 30 | 1073 |
| 0 | 3 | 2.7 | 158 | 1.8 | 631 | 58 | 4,366 | 437 | 0.05 | 0.11 | 0.7 | 44 | 1074 |
| 0 | 3 | 3.2 | 38 | 0.4 | 268 | 11 | 1,151 | 115 | 0.05 | 0.05 | 0.6 | 19 | 1075 |
| 0 | 4 | 1.4 | 36 | 0.3 | 144 | 8 | 28 | 3 | 0.04 | 0.02 | 0.2 | 40 | 1076 |
| 0 | 4 | 2.2 | 25 | 0.3 | 161 | 20 | 700 | 70 | 0.05 | 0.02 | 0.2 | 22 | 1077 |
| 0 | 22 | 1.9 | 57 | 1.1 | 689 | 68 | 25,833 | 2,584 | 0.22 | 0.13 | 0.9 | 20 | 1078 |
| 0 | 7 | 2.2 | 19 | 0.4 | 233 | 25 | 20,253 | 2,025 | 0.07 | 0.04 | 0.7 | 7 | 1079 |
| 0 | 11 | 3.3 | 30 | 0.6 | 355 | 39 | 30,942 | 3,094 | 0.11 | 0.06 | 1.0 | 10 | 1080 |
| 0 | 1 | 0.2 | 2 | 0.1 | 28 | 4 | 1,501 | 150 | TR | 0.01 | 0.1 | 1 | 1081 |
| 0 | 16 | 5.1 | 48 | 1.0 | 354 | 103 | 38,304 | 3,830 | 0.05 | 0.09 | 0.8 | 4 | 1082 |
| 0 | 12 | 5.1 | 41 | 0.7 | 231 | 86 | 25,845 | 2,584 | 0.04 | 0.05 | 0.6 | 4 | 1083 |
| 0 | 8 | 2.2 | 37 | 0.9 | 261 | 353 | 20,110 | 2,010 | 0.03 | 0.04 | 0.8 | 4 | 1084 |

| Food No. | Food Description | Measure of Edible Portion | Weight (g) | Water (%) | Calories (kcal) | Protein (g) | Total Fat (g) | Fatty Acids: Saturated (g) | Fatty Acids: Monounsaturated (g) | Fatty Acids: Polyunsaturated (g) |
|---|---|---|---|---|---|---|---|---|---|---|
| **VEGETABLES AND VEGETABLE PRODUCTS (CONTINUED)** | | | | | | | | | | |
| | CAULIFLOWER | | | | | | | | | |
| 1085 | RAW | 1 FLOWERET | 13 | 92 | 3 | TR | TR | TR | TR | TR |
| 1086 | | 1 CUP | 100 | 92 | 25 | 2 | TR | TR | TR | 0.1 |
| | COOKED, DRAINED, 1″ PIECES | | | | | | | | | |
| 1087 | FROM RAW | 1 CUP | 124 | 93 | 29 | 2 | 1 | 0.1 | TR | 0.3 |
| 1088 | | 3 FLOWERETS | 54 | 93 | 12 | 1 | TR | TR | TR | 0.1 |
| 1089 | FROM FROZEN | 1 CUP | 180 | 94 | 34 | 3 | TR | 0.1 | TR | 0.2 |
| | CELERY | | | | | | | | | |
| | RAW | | | | | | | | | |
| 1090 | STALK, 7 1/2″ TO 8″ LONG | 1 STALK | 40 | 95 | 6 | TR | TR | TR | TR | TR |
| 1091 | PIECES, DICED | 1 CUP | 120 | 95 | 19 | 1 | TR | TR | TR | 0.1 |
| | COOKED, DRAINED | | | | | | | | | |
| 1092 | STALK, MEDIUM | 1 STALK | 38 | 94 | 7 | TR | TR | TR | TR | TR |
| 1093 | PIECES, DICED | 1 CUP | 150 | 94 | 27 | 1 | TR | 0.1 | TR | 0.1 |
| 1094 | CHIVES, RAW, CHOPPED | 1 TBSP | 3 | 91 | 1 | TR | TR | TR | TR | TR |
| 1095 | CILANTRO, RAW | 1 TSP | 2 | 92 | TR | TR | TR | TR | TR | TR |
| 1096 | COLESLAW, HOME PREPARED | 1 CUP | 120 | 82 | 83 | 2 | 3 | 0.5 | 0.8 | 1.6 |
| | COLLARDS, COOKED, DRAINED, CHOPPED | | | | | | | | | |
| 1097 | FROM RAW | 1 CUP | 190 | 92 | 49 | 4 | 1 | 0.1 | TR | 0.3 |
| 1098 | FROM FROZEN | 1 CUP | 170 | 88 | 61 | 5 | 1 | 0.1 | TR | 0.4 |
| | CORN, SWEET, YELLOW | | | | | | | | | |
| | COOKED, DRAINED | | | | | | | | | |
| 1099 | FROM RAW, KERNELS ON COB | 1 EAR | 77 | 70 | 83 | 3 | 1 | 0.2 | 0.3 | 0.5 |
| | FROM FROZEN | | | | | | | | | |
| 1100 | KERNELS ON COB | 1 EAR | 63 | 73 | 59 | 2 | TR | 0.1 | 0.1 | 0.2 |
| 1101 | KERNELS | 1 CUP | 164 | 77 | 131 | 5 | 1 | 0.1 | 0.2 | 0.3 |
| | CANNED | | | | | | | | | |
| 1102 | CREAM STYLE | 1 CUP | 256 | 79 | 184 | 4 | 1 | 0.2 | 0.3 | 0.5 |
| 1103 | WHOLE KERNEL, VACUUM PACK | 1 CUP | 210 | 77 | 166 | 5 | 1 | 0.2 | 0.3 | 0.5 |
| 1104 | CORN, SWEET, WHITE, COOKED, DRAINED | 1 EAR | 77 | 70 | 83 | 3 | 1 | 0.2 | 0.3 | 0.5 |
| | CUCUMBER | | | | | | | | | |
| | PEELED | | | | | | | | | |
| 1105 | SLICED | 1 CUP | 119 | 96 | 14 | 1 | TR | TR | TR | 0.1 |
| 1106 | WHOLE, 8 1/4″ LONG | 1 LARGE | 280 | 96 | 34 | 2 | TR | 0.1 | TR | 0.2 |
| | UNPEELED | | | | | | | | | |
| 1107 | SLICED | 1 CUP | 104 | 96 | 14 | 1 | TR | TR | TR | 0.1 |
| 1108 | WHOLE, 8 1/4″ LONG | 1 LARGE | 301 | 96 | 39 | 2 | TR | 0.1 | TR | 0.2 |
| 1109 | DANDELION GREENS, COOKED, DRAINED | 1 CUP | 105 | 90 | 35 | 2 | 1 | 0.2 | TR | 0.3 |
| 1110 | DILL WEED, RAW | 5 SPRIGS | 1 | 86 | TR | TR | TR | TR | TR | TR |
| 1111 | EGGPLANT, COOKED, DRAINED | 1 CUP | 99 | 92 | 28 | 1 | TR | TR | TR | 0.1 |
| 1112 | ENDIVE, CURLY (INCLUDING SCAROLE), RAW, SMALL PIECES | 1 CUP | 50 | 94 | 9 | 1 | TR | TR | TR | TR |
| 1113 | GARLIC, RAW | 1 CLOVE | 3 | 59 | 4 | TR | TR | TR | TR | TR |
| 1114 | HEARTS OF PALM, CANNED | 1 PIECE | 33 | 90 | 9 | 1 | TR | TR | TR | 0.1 |
| 1115 | JERUSALEM ARTICHOKE, RAW, SLICED | 1 CUP | 150 | 78 | 114 | 3 | TR | 0.0 | TR | TR |
| | KALE, COOKED, DRAINED, CHOPPED | | | | | | | | | |
| 1116 | FROM RAW | 1 CUP | 130 | 91 | 36 | 2 | 1 | 0.1 | TR | 0.3 |
| 1117 | FROM FROZEN | 1 CUP | 130 | 91 | 39 | 4 | 1 | 0.1 | TR | 0.3 |
| 1118 | KOHLRABI, COOKED, DRAINED, SLICES | 1 CUP | 165 | 90 | 48 | 3 | TR | TR | TR | 0.1 |
| 1119 | LEEKS, BULB AND LOWER LEAF PORTION, CHOPPED OR DICED, COOKED, DRAINED | 1 CUP | 104 | 94 | 32 | 1 | TR | TR | TR | 0.1 |

*White varieties contain only a trace amount of vitamin A; other nutrients are the same.

| Cholesterol (mg) | Carbo-hydrate (g) | Total Dietary Fiber (g) | Calcium (mg) | Iron (mg) | Potassium (mg) | Sodium (mg) | Vitamin A (IU) | Vitamin A (RE) | Thiamine (mg) | Ribo-flavin (mg) | Niacin (mg) | Ascorbic Acid (mg) | Food No. |
|---|---|---|---|---|---|---|---|---|---|---|---|---|---|
| 0 | 1 | 0.3 | 3 | 0.1 | 39 | 4 | 2 | TR | 0.01 | 0.01 | 0.1 | 6 | 1085 |
| 0 | 5 | 2.5 | 22 | 0.4 | 303 | 30 | 19 | 2 | 0.06 | 0.06 | 0.5 | 46 | 1086 |
| 0 | 5 | 3.3 | 20 | 0.4 | 176 | 19 | 21 | 2 | 0.05 | 0.06 | 0.5 | 55 | 1087 |
| 0 | 2 | 1.5 | 9 | 0.2 | 77 | 8 | 9 | 1 | 0.02 | 0.03 | 0.2 | 24 | 1088 |
| 0 | 7 | 4.9 | 31 | 0.7 | 250 | 32 | 40 | 4 | 0.07 | 0.10 | 0.6 | 56 | 1089 |
| 0 | 1 | 0.7 | 16 | 0.2 | 115 | 35 | 54 | 5 | 0.02 | 0.02 | 0.1 | 3 | 1090 |
| 0 | 4 | 2.0 | 48 | 0.5 | 344 | 104 | 161 | 16 | 0.06 | 0.05 | 0.4 | 8 | 1091 |
| 0 | 2 | 0.6 | 16 | 0.2 | 108 | 35 | 50 | 5 | 0.02 | 0.02 | 0.1 | 2 | 1092 |
| 0 | 6 | 2.4 | 63 | 0.6 | 426 | 137 | 198 | 20 | 0.06 | 0.07 | 0.5 | 9 | 1093 |
| 0 | TR | 0.1 | 3 | TR | 9 | TR | 131 | 13 | TR | TR | TR | 2 | 1094 |
| 0 | TR | TR | 1 | TR | 8 | 1 | 98 | 10 | TR | TR | TR | 1 | 1095 |
| 10 | 15 | 1.8 | 54 | 0.7 | 217 | 28 | 762 | 98 | 0.08 | 0.07 | 0.3 | 39 | 1096 |
| 0 | 9 | 5.3 | 226 | 0.9 | 494 | 17 | 5,945 | 595 | 0.08 | 0.20 | 1.1 | 35 | 1097 |
| 0 | 12 | 4.8 | 357 | 1.9 | 427 | 85 | 10,168 | 1,017 | 0.08 | 0.20 | 1.1 | 45 | 1098 |
| 0 | 19 | 2.2 | 2 | 0.5 | 192 | 13 | 167 | 17 | 0.17 | 0.06 | 1.2 | 5 | 1099 |
| 0 | 14 | 1.8 | 2 | 0.4 | 158 | 3 | 133* | 13* | 0.11 | 0.04 | 1.0 | 3 | 1100 |
| 0 | 32 | 3.9 | 7 | 0.6 | 241 | 8 | 361* | 36* | 0.14 | 0.12 | 2.1 | 5 | 1101 |
| 0 | 46 | 3.1 | 8 | 1.0 | 343 | 730 | 248* | 26* | 0.06 | 0.14 | 2.5 | 12 | 1102 |
| 0 | 41 | 4.2 | 11 | 0.9 | 391 | 571 | 506* | 50* | 0.09 | 0.15 | 2.5 | 17 | 1103 |
| 0 | 19 | 2.1 | 2 | 0.5 | 192 | 13 | 0 | 0 | 0.17 | 0.06 | 1.2 | 5 | 1104 |
| 0 | 3 | 0.8 | 17 | 0.2 | 176 | 2 | 88 | 8 | 0.02 | 0.01 | 0.1 | 3 | 1105 |
| 0 | 7 | 2.0 | 39 | 0.4 | 414 | 6 | 207 | 20 | 0.06 | 0.03 | 0.3 | 8 | 1106 |
| 0 | 3 | 0.8 | 15 | 0.3 | 150 | 2 | 224 | 22 | 0.02 | 0.02 | 0.2 | 6 | 1107 |
| 0 | 8 | 2.4 | 42 | 0.8 | 433 | 6 | 647 | 63 | 0.07 | 0.07 | 0.7 | 16 | 1108 |
| 0 | 7 | 3.0 | 147 | 1.9 | 244 | 46 | 12,285 | 1,229 | 0.14 | 0.18 | 0.5 | 19 | 1109 |
| 0 | TR | TR | 2 | 0.1 | 7 | 1 | 77 | 8 | TR | TR | TR | 1 | 1110 |
| 0 | 7 | 2.5 | 6 | 0.3 | 246 | 3 | 63 | 6 | 0.08 | 0.02 | 0.6 | 1 | 1111 |
| 0 | 2 | 1.6 | 26 | 0.4 | 157 | 11 | 1,025 | 103 | 0.04 | 0.04 | 0.2 | 3 | 1112 |
| 0 | 1 | 0.1 | 5 | 0.1 | 12 | 1 | 0 | 0 | 0.01 | TR | TR | 1 | 1113 |
| 0 | 2 | 0.8 | 19 | 1.0 | 58 | 141 | 0 | 0 | TR | 0.02 | 0.1 | 3 | 1114 |
| 0 | 26 | 2.4 | 21 | 5.1 | 644 | 6 | 30 | 3 | 0.30 | 0.09 | 2.0 | 6 | 1115 |
| 0 | 7 | 2.6 | 94 | 1.2 | 296 | 30 | 9,620 | 962 | 0.07 | 0.09 | 0.7 | 53 | 1116 |
| 0 | 7 | 2.6 | 179 | 1.2 | 417 | 20 | 8,260 | 826 | 0.06 | 0.15 | 0.9 | 33 | 1117 |
| 0 | 11 | 1.8 | 41 | 0.7 | 561 | 35 | 58 | 7 | 0.07 | 0.03 | 0.6 | 89 | 1118 |
| 0 | 8 | 1.0 | 31 | 1.1 | 90 | 10 | 48 | 5 | 0.03 | 0.02 | 0.2 | 4 | 1119 |

| Food No. | Food Description | Measure of Edible Portion | Weight (g) | Water (%) | Calories (kcal) | Protein (g) | Total Fat (g) | Fatty Acids: Saturated (g) | Fatty Acids: Monounsaturated (g) | Fatty Acids: Polyunsaturated (g) |
|---|---|---|---|---|---|---|---|---|---|---|
| **VEGETABLES AND VEGETABLE PRODUCTS (CONTINUED)** | | | | | | | | | | |
| | LETTUCE, RAW | | | | | | | | | |
| | BUTTERHEAD, AS BOSTON TYPES | | | | | | | | | |
| 1120 | LEAF | 1 MEDIUM LEAF | 8 | 96 | 1 | TR | TR | TR | TR | TR |
| 1121 | HEAD, 5″ DIA | 1 HEAD | 163 | 96 | 21 | 2 | TR | TR | TR | 0.2 |
| | CRISPHEAD, AS ICEBERG | | | | | | | | | |
| 1122 | LEAF | 1 MEDIUM | 8 | 96 | 1 | TR | TR | TR | TR | TR |
| 1123 | HEAD, 6″ DIA | 1 HEAD | 539 | 96 | 65 | 5 | 1 | 0.1 | TR | 0.5 |
| 1124 | PIECES, SHREDDED OR CHOPPED | 1 CUP | 55 | 96 | 7 | 1 | TR | TR | TR | 0.1 |
| | LOOSELEAF | | | | | | | | | |
| 1125 | LEAF | 1 LEAF | 10 | 94 | 2 | TR | TR | TR | TR | TR |
| 1126 | PIECES, SHREDDED | 1 CUP | 56 | 94 | 10 | 1 | TR | TR | TR | 0.1 |
| | ROMAINE OR COS | | | | | | | | | |
| 1127 | INNERLEAF | 1 LEAF | 10 | 95 | 1 | TR | TR | TR | TR | TR |
| 1128 | PIECES, SHREDDED | 1 CUP | 56 | 95 | 8 | 1 | TR | TR | TR | 0.1 |
| | MUSHROOMS | | | | | | | | | |
| 1129 | RAW, PIECES OR SLICES | 1 CUP | 70 | 92 | 18 | 2 | TR | TR | TR | 0.1 |
| 1130 | COOKED, DRAINED, PIECES | 1 CUP | 156 | 91 | 42 | 3 | 1 | 0.1 | TR | 0.3 |
| 1131 | CANNED, DRAINED, PIECES | 1 CUP | 156 | 91 | 37 | 3 | TR | 0.1 | TR | 0.2 |
| | MUSHROOMS, SHIITAKE | | | | | | | | | |
| 1132 | COOKED PIECES | 1 CUP | 145 | 83 | 80 | 2 | TR | 0.1 | 0.1 | TR |
| 1133 | DRIED | 1 MUSHROOM | 4 | 10 | 11 | TR | TR | TR | TR | TR |
| 1134 | MUSTARD GREENS, COOKED, DRAINED | 1 CUP | 140 | 94 | 21 | 3 | TR | TR | 0.2 | 0.1 |
| | OKRA, SLICED, COOKED, DRAINED | | | | | | | | | |
| 1135 | FROM RAW | 1 CUP | 160 | 90 | 51 | 3 | TR | 0.1 | TR | 0.1 |
| 1136 | FROM FROZEN | 1 CUP | 184 | 91 | 52 | 4 | 1 | 0.1 | 0.1 | 0.1 |
| | ONIONS | | | | | | | | | |
| | RAW | | | | | | | | | |
| 1137 | CHOPPED | 1 CUP | 160 | 90 | 61 | 2 | TR | TR | TR | 0.1 |
| 1138 | WHOLE, MEDIUM, 2 1/2″ DIA | 1 WHOLE | 110 | 90 | 42 | 1 | TR | TR | TR | 0.1 |
| 1139 | SLICE, 1/8″ THICK | 1 SLICE | 14 | 90 | 5 | TR | TR | TR | TR | TR |
| 1140 | COOKED (WHOLE OR SLICED), DRAINED | 1 CUP | 210 | 88 | 92 | 3 | TR | 0.1 | 0.1 | 0.2 |
| 1141 | | 1 MEDIUM | 94 | 88 | 41 | 1 | TR | TR | TR | 0.1 |
| 1142 | DEHYDRATED FLAKES | 1 TBSP | 5 | 4 | 17 | TR | TR | TR | TR | TR |
| | ONIONS, SPRING, RAW, TOP AND BULB | | | | | | | | | |
| 1143 | CHOPPED | 1 CUP | 100 | 90 | 32 | 2 | TR | TR | TR | 0.1 |
| 1144 | WHOLE, MEDIUM, 4 1/8″ LONG | 1 WHOLE | 15 | 90 | 5 | TR | TR | TR | TR | TR |
| 1145 | ONION RINGS, 2–3″ DIA, BREADED, PAR FRIED, FROZEN, OVEN HEATED | 10 RINGS | 60 | 29 | 244 | 3 | 16 | 5.2 | 6.5 | 3.1 |
| 1146 | PARSLEY, RAW | 10 SPRIGS | 10 | 88 | 4 | TR | TR | TR | TR | TR |
| 1147 | PARSNIPS, SLICED, COOKED, DRAINED | 1 CUP | 156 | 78 | 126 | 2 | TR | 0.1 | 0.2 | 0.1 |
| | PEAS, EDIBLE POD, COOKED, DRAINED | | | | | | | | | |
| 1148 | FROM RAW | 1 CUP | 160 | 89 | 67 | 5 | TR | 0.1 | TR | 0.2 |
| 1149 | FROM FROZEN | 1 CUP | 160 | 87 | 83 | 6 | 1 | 0.1 | 0.1 | 0.3 |
| | PEAS, GREEN | | | | | | | | | |
| 1150 | CANNED, DRAINED | 1 CUP | 170 | 82 | 117 | 8 | 1 | 0.1 | 0.1 | 0.3 |
| 1151 | FROZEN, BOILED, DRAINED | 1 CUP | 160 | 80 | 125 | 8 | TR | 0.1 | TR | 0.2 |
| | PEPPERS | | | | | | | | | |
| | HOT CHILI, RAW | | | | | | | | | |
| 1152 | GREEN | 1 PEPPER | 45 | 88 | 18 | 1 | TR | TR | TR | TR |
| 1153 | RED | 1 PEPPER | 45 | 88 | 18 | 1 | TR | TR | TR | TR |

| Cholesterol (mg) | Carbo-hydrate (g) | Total Dietary Fiber (g) | Calcium (mg) | Iron (mg) | Potassium (mg) | Sodium (mg) | Vitamin A (IU) | Vitamin A (RE) | Thiamine (mg) | Ribo-flavin (mg) | Niacin (mg) | Ascorbic Acid (mg) | Food No. |
|---|---|---|---|---|---|---|---|---|---|---|---|---|---|
| 0 | TR | 0.1 | 2 | TR | 19 | TR | 73 | 7 | TR | TR | TR | 1 | 1120 |
| 0 | 4 | 1.6 | 52 | 0.5 | 419 | 8 | 1,581 | 158 | 0.10 | 0.10 | 0.5 | 13 | 1121 |
| 0 | TR | 0.1 | 2 | TR | 13 | 1 | 26 | 3 | TR | TR | TR | TR | 1122 |
| 0 | 11 | 7.5 | 102 | 2.7 | 852 | 49 | 1,779 | 178 | 0.25 | 0.16 | 1.0 | 21 | 1123 |
| 0 | 1 | 0.8 | 10 | 0.3 | 87 | 5 | 182 | 18 | 0.03 | 0.02 | 0.1 | 2 | 1124 |
| 0 | TR | 0.2 | 7 | 0.1 | 26 | 1 | 190 | 19 | 0.01 | 0.01 | TR | 2 | 1125 |
| 0 | 2 | 1.1 | 38 | 0.8 | 148 | 5 | 1,064 | 106 | 0.03 | 0.04 | 0.2 | 10 | 1126 |
| 0 | TR | 0.2 | 4 | 0.1 | 29 | 1 | 260 | 26 | 0.01 | 0.01 | 0.1 | 2 | 1127 |
| 0 | 1 | 1.0 | 20 | 0.6 | 162 | 4 | 1,456 | 146 | 0.06 | 0.06 | 0.3 | 13 | 1128 |
| 0 | 3 | 0.8 | 4 | 0.7 | 259 | 3 | 0 | 0 | 0.06 | 0.30 | 2.8 | 2 | 1129 |
| 0 | 8 | 3.4 | 9 | 2.7 | 555 | 3 | 0 | 0 | 0.11 | 0.47 | 7.0 | 6 | 1130 |
| 0 | 8 | 3.7 | 17 | 1.2 | 201 | 663 | 0 | 0 | 0.13 | 0.03 | 2.5 | 0 | 1131 |
| 0 | 21 | 3.0 | 4 | 0.6 | 170 | 6 | 0 | 0 | 0.05 | 0.25 | 2.2 | TR | 1132 |
| 0 | 3 | 0.4 | TR | 0.1 | 55 | TR | 0 | 0 | 0.01 | 0.05 | 0.5 | TR | 1133 |
| 0 | 3 | 2.8 | 104 | 1.0 | 283 | 22 | 4,243 | 424 | 0.06 | 0.09 | 0.6 | 35 | 1134 |
| 0 | 12 | 4.0 | 101 | 0.7 | 515 | 8 | 920 | 93 | 0.21 | 0.09 | 1.4 | 26 | 1135 |
| 0 | 11 | 5.2 | 177 | 1.2 | 431 | 6 | 946 | 94 | 0.18 | 0.23 | 1.4 | 22 | 1136 |
| 0 | 14 | 2.9 | 32 | 0.4 | 251 | 5 | 0 | 0 | 0.07 | 0.03 | 0.2 | 10 | 1137 |
| 0 | 9 | 2.0 | 22 | 0.2 | 173 | 3 | 0 | 0 | 0.05 | 0.02 | 0.2 | 7 | 1138 |
| 0 | 1 | 0.3 | 3 | TR | 22 | TR | 0 | 0 | 0.01 | TR | TR | 1 | 1139 |
| 0 | 21 | 2.9 | 46 | 0.5 | 349 | 6 | 0 | 0 | 0.09 | 0.05 | 0.3 | 11 | 1140 |
| 0 | 10 | 1.3 | 21 | 0.2 | 156 | 3 | 0 | 0 | 0.04 | 0.02 | 0.2 | 5 | 1141 |
| 0 | 4 | 0.5 | 13 | 0.1 | 81 | 1 | 0 | 0 | 0.03 | 0.01 | TR | 4 | 1142 |
| 0 | 7 | 2.6 | 72 | 1.5 | 276 | 16 | 385 | 39 | 0.06 | 0.08 | 0.5 | 19 | 1143 |
| 0 | 1 | 0.4 | 11 | 0.2 | 41 | 2 | 58 | 6 | 0.01 | 0.01 | 0.1 | 3 | 1144 |
| 0 | 23 | 0.8 | 19 | 1.0 | 77 | 225 | 135 | 14 | 0.17 | 0.08 | 2.2 | 1 | 1145 |
| 0 | 1 | 0.3 | 14 | 0.6 | 55 | 6 | 520 | 52 | 0.01 | 0.01 | 0.1 | 13 | 1146 |
| 0 | 30 | 6.2 | 58 | 0.9 | 573 | 16 | 0 | 0 | 0.13 | 0.08 | 1.1 | 20 | 1147 |
| 0 | 11 | 4.5 | 67 | 3.2 | 384 | 6 | 210 | 21 | 0.20 | 0.12 | 0.9 | 77 | 1148 |
| 0 | 14 | 5.0 | 94 | 3.8 | 347 | 8 | 267 | 27 | 0.10 | 0.19 | 0.9 | 35 | 1149 |
| 0 | 21 | 7.0 | 34 | 1.6 | 294 | 428 | 1,306 | 131 | 0.21 | 0.13 | 1.2 | 16 | 1150 |
| 0 | 23 | 8.8 | 38 | 2.5 | 269 | 139 | 1,069 | 107 | 0.45 | 0.16 | 2.4 | 16 | 1151 |
| 0 | 4 | 0.7 | 8 | 0.5 | 153 | 3 | 347 | 35 | 0.04 | 0.04 | 0.4 | 109 | 1152 |
| 0 | 4 | 0.7 | 8 | 0.5 | 153 | 3 | 4,838 | 484 | 0.04 | 0.04 | 0.4 | 109 | 1153 |

| Food No. | Food Description | Measure of Edible Portion | Weight (g) | Water (%) | Calories (kcal) | Protein (g) | Total Fat (g) | Fatty Acids: Satu-rated (g) | Fatty Acids: Mono-unsatu-rated (g) | Fatty Acids: Poly-unsatu-rated (g) |
|---|---|---|---|---|---|---|---|---|---|---|
| **VEGETABLES AND VEGETABLE PRODUCTS (CONTINUED)** | | | | | | | | | | |
| 1154 | JALAPENO, CANNED, SLICED, SOLIDS AND LIQUIDS | 1/4 CUP | 26 | 89 | 7 | TR | TR | TR | TR | 0.1 |
| | SWEET (2 3/4″ LONG, 2 1/2″ DIA) | | | | | | | | | |
| | RAW | | | | | | | | | |
| | GREEN | | | | | | | | | |
| 1155 | CHOPPED | 1 CUP | 149 | 92 | 40 | 1 | TR | TR | TR | 0.2 |
| 1156 | RING (1/4″ THICK) | 1 RING | 10 | 92 | 3 | TR | TR | TR | TR | TR |
| 1157 | WHOLE (2 3/4″ × 2 1/2″) | 1 PEPPER | 119 | 92 | 32 | 1 | TR | TR | TR | 0.1 |
| | RED | | | | | | | | | |
| 1158 | CHOPPED | 1 CUP | 149 | 92 | 40 | 1 | TR | TR | TR | 0.2 |
| 1159 | WHOLE (2 3/4″ × 2 1/2″) | 1 PEPPER | 119 | 92 | 32 | 1 | TR | TR | TR | 0.1 |
| | COOKED, DRAINED, CHOPPED | | | | | | | | | |
| 1160 | GREEN | 1 CUP | 136 | 92 | 38 | 1 | TR | TR | TR | 0.1 |
| 1161 | RED | 1 CUP | 136 | 92 | 38 | 1 | TR | TR | TR | 0.1 |
| 1162 | PIMENTO, CANNED | 1 TBSP | 12 | 93 | 3 | TR | TR | TR | TR | TR |
| | POTATOES | | | | | | | | | |
| | BAKED (2 1/3″ × 3 1/4″) | | | | | | | | | |
| 1163 | WITH SKIN | 1 POTATO | 202 | 71 | 220 | 5 | TR | 0.1 | TR | 0.1 |
| 1164 | FLESH ONLY | 1 POTATO | 156 | 75 | 145 | 3 | TR | TR | TR | 0.1 |
| 1165 | SKIN ONLY | 1 SKIN | 58 | 47 | 115 | 2 | TR | TR | TR | TR |
| | BOILED (2 1/2″ DIA) | | | | | | | | | |
| 1166 | PEELED AFTER BOILING | 1 POTATO | 136 | 77 | 118 | 3 | TR | TR | TR | 0.1 |
| 1167 | PEELED BEFORE BOILING | 1 POTATO | 135 | 77 | 116 | 2 | TR | TR | TR | 0.1 |
| 1168 | | 1 CUP | 156 | 77 | 134 | 3 | TR | TR | TR | 0.1 |
| | POTATO PRODUCTS, PREPARED | | | | | | | | | |
| | AU GRATIN | | | | | | | | | |
| 1169 | FROM DRY MIX, WITH WHOLE MILK, BUTTER | 1 CUP | 245 | 79 | 228 | 6 | 10 | 6.3 | 2.9 | 0.3 |
| 1170 | FROM HOME RECIPE, WITH BUTTER | 1 CUP | 245 | 74 | 323 | 12 | 19 | 11.6 | 5.3 | 0.7 |
| 1171 | FRENCH FRIED, FROZEN, OVEN HEATED | 10 STRIPS | 50 | 57 | 100 | 2 | 4 | 0.6 | 2.4 | 0.4 |
| | HASHED BROWN | | | | | | | | | |
| 1172 | FROM FROZEN (ABOUT 3″ × 1 1/2″ × 1/2″) | 1 PATTY | 29 | 56 | 63 | 1 | 3 | 1.3 | 1.5 | 0.4 |
| 1173 | FROM HOME RECIPE | 1 CUP | 156 | 62 | 326 | 4 | 22 | 8.5 | 9.7 | 2.5 |
| | MASHED | | | | | | | | | |
| 1174 | FROM DEHYDRATED FLAKES (WITHOUT MILK); WHOLE MILK, BUTTER, AND SALT ADDED | 1 CUP | 210 | 76 | 237 | 4 | 12 | 7.2 | 3.3 | 0.5 |
| | FROM HOME RECIPE | | | | | | | | | |
| 1175 | WITH WHOLE MILK | 1 CUP | 210 | 78 | 162 | 4 | 1 | 0.7 | 0.3 | 0.1 |
| 1176 | WITH WHOLE MILK AND MARGARINE | 1 CUP | 210 | 76 | 223 | 4 | 9 | 2.2 | 3.7 | 2.5 |
| 1177 | POTATO PANCAKES, HOME PREPARED | 1 PANCAKE | 76 | 47 | 207 | 5 | 12 | 2.3 | 3.5 | 5.0 |
| 1178 | POTATO PUFFS, FROM FROZEN | 10 PUFFS | 79 | 53 | 175 | 3 | 8 | 4.0 | 3.4 | 0.6 |
| 1179 | POTATO SALAD, HOME PREPARED | 1 CUP | 250 | 76 | 358 | 7 | 21 | 3.6 | 6.2 | 9.3 |
| | SCALLOPED | | | | | | | | | |
| 1180 | FROM DRY MIX, WITH WHOLE MILK, BUTTER | 1 CUP | 245 | 79 | 228 | 5 | 11 | 6.5 | 3.0 | 0.5 |
| 1181 | FROM HOME RECIPE, WITH BUTTER | 1 CUP | 245 | 81 | 211 | 7 | 9 | 5.5 | 2.5 | 0.4 |
| | PUMPKIN | | | | | | | | | |
| 1182 | COOKED, MASHED | 1 CUP | 245 | 94 | 49 | 2 | TR | 0.1 | TR | TR |
| 1183 | CANNED | 1 CUP | 245 | 90 | 83 | 3 | 1 | 0.4 | 0.1 | TR |
| 1184 | RADISHES, RAW (3/4″ TO 1″ DIA) | 1 RADISH | 5 | 95 | 1 | TR | TR | TR | TR | TR |
| 1185 | RUTABAGAS, COOKED, DRAINED, CUBES | 1 CUP | 170 | 89 | 66 | 2 | TR | TR | TR | 0.2 |
| 1186 | SAUERKRAUT, CANNED, SOLIDS AND LIQUID | 1 CUP | 236 | 93 | 45 | 2 | TR | 0.1 | TR | 0.1 |

| Cholesterol (mg) | Carbo-hydrate (g) | Total Dietary Fiber (g) | Calcium (mg) | Iron (mg) | Potassium (mg) | Sodium (mg) | Vitamin A (IU) | Vitamin A (RE) | Thiamine (mg) | Ribo-flavin (mg) | Niacin (mg) | Ascorbic Acid (mg) | Food No. |
|---|---|---|---|---|---|---|---|---|---|---|---|---|---|
| 0 | 1 | 0.7 | 6 | 0.5 | 50 | 434 | 442 | 44 | 0.01 | 0.01 | 0.1 | 3 | 1154 |
| 0 | 10 | 2.7 | 13 | 0.7 | 264 | 3 | 942 | 94 | 0.10 | 0.04 | 0.8 | 133 | 1155 |
| 0 | 1 | 0.2 | 1 | TR | 18 | TR | 63 | 6 | 0.01 | TR | 0.1 | 9 | 1156 |
| 0 | 8 | 2.1 | 11 | 0.5 | 211 | 2 | 752 | 75 | 0.08 | 0.04 | 0.6 | 106 | 1157 |
| 0 | 10 | 3.0 | 13 | 0.7 | 264 | 3 | 8,493 | 849 | 0.10 | 0.04 | 0.8 | 283 | 1158 |
| 0 | 8 | 2.4 | 11 | 0.5 | 211 | 2 | 6,783 | 678 | 0.08 | 0.04 | 0.6 | 226 | 1159 |
| 0 | 9 | 1.6 | 12 | 0.6 | 226 | 3 | 805 | 80 | 0.08 | 0.04 | 0.6 | 101 | 1160 |
| 0 | 9 | 1.6 | 12 | 0.6 | 226 | 3 | 5,114 | 511 | 0.08 | 0.04 | 0.6 | 233 | 1161 |
| 0 | 1 | 0.2 | 1 | 0.2 | 19 | 2 | 319 | 32 | TR | 0.01 | 0.1 | 10 | 1162 |
| 0 | 51 | 4.8 | 20 | 2.7 | 844 | 16 | 0 | 0 | 0.22 | 0.07 | 3.3 | 26 | 1163 |
| 0 | 34 | 2.3 | 8 | 0.5 | 610 | 8 | 0 | 0 | 0.16 | 0.03 | 2.2 | 20 | 1164 |
| 0 | 27 | 4.6 | 20 | 4.1 | 332 | 12 | 0 | 0 | 0.07 | 0.06 | 1.8 | 8 | 1165 |
| 0 | 27 | 2.4 | 7 | 0.4 | 515 | 5 | 0 | 0 | 0.14 | 0.03 | 2.0 | 18 | 1166 |
| 0 | 27 | 2.4 | 11 | 0.4 | 443 | 7 | 0 | 0 | 0.13 | 0.03 | 1.8 | 10 | 1167 |
| 0 | 31 | 2.8 | 12 | 0.5 | 512 | 8 | 0 | 0 | 0.15 | 0.03 | 2.0 | 12 | 1168 |
| 37 | 31 | 2.2 | 203 | 0.8 | 537 | 1,076 | 522 | 76 | 0.05 | 0.20 | 2.3 | 8 | 1169 |
| 56 | 28 | 4.4 | 292 | 1.6 | 970 | 1,061 | 647 | 93 | 0.16 | 0.28 | 2.4 | 24 | 1170 |
| 0 | 16 | 1.6 | 4 | 0.6 | 209 | 15 | 0 | 0 | 0.06 | 0.01 | 1.0 | 5 | 1171 |
| 0 | 8 | 0.6 | 4 | 0.4 | 126 | 10 | 0 | 0 | 0.03 | 0.01 | 0.7 | 2 | 1172 |
| 0 | 33 | 3.1 | 12 | 1.3 | 501 | 37 | 0 | 0 | 0.12 | 0.03 | 3.1 | 9 | 1173 |
| 29 | 32 | 4.8 | 103 | 0.5 | 489 | 697 | 378 | 44 | 0.23 | 0.11 | 1.4 | 20 | 1174 |
| 4 | 37 | 4.2 | 55 | 0.6 | 628 | 636 | 40 | 13 | 0.18 | 0.08 | 2.3 | 14 | 1175 |
| 4 | 35 | 4.2 | 55 | 0.5 | 607 | 620 | 355 | 42 | 0.18 | 0.08 | 2.3 | 13 | 1176 |
| 73 | 22 | 1.5 | 18 | 1.2 | 597 | 386 | 109 | 11 | 0.10 | 0.13 | 1.6 | 17 | 1177 |
| 0 | 24 | 2.5 | 24 | 1.2 | 300 | 589 | 13 | 2 | 0.15 | 0.06 | 1.7 | 5 | 1178 |
| 170 | 28 | 3.3 | 48 | 1.6 | 635 | 1,323 | 523 | 83 | 0.19 | 0.15 | 2.2 | 25 | 1179 |
| 27 | 31 | 2.7 | 88 | 0.9 | 497 | 835 | 363 | 51 | 0.05 | 0.14 | 2.5 | 8 | 1180 |
| 29 | 26 | 4.7 | 140 | 1.4 | 926 | 821 | 331 | 47 | 0.17 | 0.23 | 2.6 | 26 | 1181 |
| 0 | 12 | 2.7 | 37 | 1.4 | 564 | 2 | 2,651 | 265 | 0.08 | 0.19 | 1.0 | 12 | 1182 |
| 0 | 20 | 7.1 | 64 | 3.4 | 505 | 12 | 54,037 | 5,405 | 0.06 | 0.13 | 0.9 | 10 | 1183 |
| 0 | TR | 0.1 | 1 | TR | 10 | 1 | TR | TR | TR | TR | TR | 1 | 1184 |
| 0 | 15 | 3.1 | 82 | 0.9 | 554 | 34 | 954 | 95 | 0.14 | 0.07 | 1.2 | 32 | 1185 |
| 0 | 10 | 5.9 | 71 | 3.5 | 401 | 1,560 | 42 | 5 | 0.05 | 0.05 | 0.3 | 35 | 1186 |

| Food No. | Food Description | Measure of Edible Portion | Weight (g) | Water (%) | Calories (kcal) | Protein (g) | Total Fat (g) | Fatty Acids: Satu-rated (g) | Fatty Acids: Mono-unsatu-rated (g) | Fatty Acids: Poly-unsatu-rated (g) |
|---|---|---|---|---|---|---|---|---|---|---|
| **VEGETABLES AND VEGETABLE PRODUCTS (CONTINUED)** | | | | | | | | | | |
| | SEAWEED | | | | | | | | | |
| 1187 | KELP, RAW | 2 TBSP | 10 | 82 | 4 | TR | TR | TR | TR | TR |
| 1188 | SPIRULINA, DRIED | 1 TBSP | 1 | 5 | 3 | 1 | TR | TR | TR | TR |
| 1189 | SHALLOTS, RAW, CHOPPED | 1 TBSP | 10 | 80 | 7 | TR | TR | TR | TR | TR |
| 1190 | SOYBEANS, GREEN, COOKED, DRAINED | 1 CUP | 180 | 69 | 254 | 22 | 12 | 1.3 | 2.2 | 5.4 |
| | SPINACH | | | | | | | | | |
| | RAW | | | | | | | | | |
| 1191 | CHOPPED | 1 CUP | 30 | 92 | 7 | 1 | TR | TR | TR | TR |
| 1192 | LEAF | 1 LEAF | 10 | 92 | 2 | TR | TR | TR | TR | TR |
| | COOKED, DRAINED | | | | | | | | | |
| 1193 | FROM RAW | 1 CUP | 180 | 91 | 41 | 5 | TR | 0.1 | TR | 0.2 |
| 1194 | FROM FROZEN (CHOPPED OR LEAF) | 1 CUP | 190 | 90 | 53 | 6 | TR | 0.1 | TR | 0.2 |
| 1195 | CANNED, DRAINED | 1 CUP | 214 | 92 | 49 | 6 | 1 | 0.2 | TR | 0.4 |
| | SQUASH | | | | | | | | | |
| | SUMMER (ALL VARIETIES), SLICED | | | | | | | | | |
| 1196 | RAW | 1 CUP | 113 | 94 | 23 | 1 | TR | TR | TR | 0.1 |
| 1197 | COOKED, DRAINED | 1 CUP | 180 | 94 | 36 | 2 | 1 | 0.1 | TR | 0.2 |
| 1198 | WINTER (ALL VARIETIES), BAKED, CUBES | 1 CUP | 205 | 89 | 80 | 2 | 1 | 0.3 | 0.1 | 0.5 |
| 1199 | WINTER, BUTTERNUT, FROZEN, COOKED, MASHED | 1 CUP | 240 | 88 | 94 | 3 | TR | TR | TR | 0.1 |
| | SWEET POTATOES | | | | | | | | | |
| | COOKED (2″ DIA, 5″ LONG RAW) | | | | | | | | | |
| 1200 | BAKED, WITH SKIN | 1 POTATO | 146 | 73 | 150 | 3 | TR | TR | TR | 0.1 |
| 1201 | BOILED, WITHOUT SKIN | 1 POTATO | 156 | 73 | 164 | 3 | TR | 0.1 | TR | 0.2 |
| 1202 | CANDIED (2 1/2″ × 2 PIECE) | 1 PIECE | 105 | 67 | 144 | 1 | 3 | 1.4 | 0.7 | 0.2 |
| | CANNED | | | | | | | | | |
| 1203 | SYRUP PACK, DRAINED | 1 CUP | 196 | 72 | 212 | 3 | 1 | 0.1 | TR | 0.3 |
| 1204 | VACUUM PACK, MASHED | 1 CUP | 255 | 76 | 232 | 4 | 1 | 0.1 | TR | 0.2 |
| 1205 | TOMATILLOS, RAW | 1 MEDIUM | 34 | 92 | 11 | TR | TR | TR | 0.1 | 0.1 |
| | TOMATOES | | | | | | | | | |
| | RAW, YEAR-ROUND AVERAGE | | | | | | | | | |
| 1206 | CHOPPED OR SLICED | 1 CUP | 180 | 94 | 38 | 2 | 1 | 0.1 | 0.1 | 0.2 |
| 1207 | SLICE, MEDIUM, 1/4″ THICK | 1 SLICE | 20 | 94 | 4 | TR | TR | TR | TR | TR |
| | WHOLE | | | | | | | | | |
| 1208 | CHERRY | 1 CHERRY | 17 | 94 | 4 | TR | TR | TR | TR | TR |
| 1209 | MEDIUM, 2 3/5″ DIA | 1 TOMATO | 123 | 94 | 26 | 1 | TR | 0.1 | 0.1 | 0.2 |
| 1210 | CANNED, SOLIDS AND LIQUID | 1 CUP | 240 | 94 | 46 | 2 | TR | TR | TR | 0.1 |
| | SUN DRIED | | | | | | | | | |
| 1211 | PLAIN | 1 PIECE | 2 | 15 | 5 | TR | TR | TR | TR | TR |
| 1212 | PACKED IN OIL, DRAINED | 1 PIECE | 3 | 54 | 6 | TR | TR | 0.1 | 0.3 | 0.1 |
| 1213 | TOMATO JUICE, CANNED, WITH SALT ADDED | 1 CUP | 243 | 94 | 41 | 2 | TR | TR | TR | 0.1 |
| | TOMATO PRODUCTS, CANNED | | | | | | | | | |
| 1214 | PASTE | 1 CUP | 262 | 74 | 215 | 10 | 1 | 0.2 | 0.2 | 0.6 |
| 1215 | PUREE | 1 CUP | 250 | 87 | 100 | 4 | TR | 0.1 | 0.1 | 0.2 |
| 1216 | SAUCE | 1 CUP | 245 | 89 | 74 | 3 | TR | 0.1 | 0.1 | 0.2 |
| | SPAGHETTI/MARINARA/PASTA SAUCE. SEE SOUPS, SAUCES, AND GRAVIES. | | | | | | | | | |
| 1217 | STEWED | 1 CUP | 255 | 91 | 71 | 2 | TR | TR | 0.1 | 0.1 |

*For product with no salt added: If salt added, consult the nutrition label for sodium value.

| Cholesterol (mg) | Carbo-hydrate (g) | Total Dietary Fiber (g) | Calcium (mg) | Iron (mg) | Potassium (mg) | Sodium (mg) | Vitamin A (IU) | Vitamin A (RE) | Thiamine (mg) | Ribo-flavin (mg) | Niacin (mg) | Ascorbic Acid (mg) | Food No. |
|---|---|---|---|---|---|---|---|---|---|---|---|---|---|
| 0 | 1 | 0.1 | 17 | 0.3 | 9 | 23 | 12 | 1 | 0.01 | 0.02 | TR | TR | 1187 |
| 0 | TR | TR | 1 | 0.3 | 14 | 10 | 6 | 1 | 0.02 | 0.04 | 0.1 | TR | 1188 |
| 0 | 2 | 0.2 | 4 | 0.1 | 33 | 1 | 119 | 12 | 0.01 | TR | TR | 1 | 1189 |
| 0 | 20 | 7.6 | 261 | 4.5 | 970 | 25 | 281 | 29 | 0.47 | 0.28 | 2.3 | 31 | 1190 |
| 0 | 1 | 0.8 | 30 | 0.8 | 167 | 24 | 2,015 | 202 | 0.02 | 0.06 | 0.2 | 8 | 1191 |
| 0 | TR | 0.3 | 10 | 0.3 | 56 | 8 | 672 | 67 | 0.01 | 0.02 | 0.1 | 3 | 1192 |
| 0 | 7 | 4.3 | 245 | 6.4 | 839 | 126 | 14,742 | 1,474 | 0.17 | 0.42 | 0.9 | 18 | 1193 |
| 0 | 10 | 5.7 | 277 | 2.9 | 566 | 163 | 14,790 | 1,478 | 0.11 | 0.32 | 0.8 | 23 | 1194 |
| 0 | 7 | 5.1 | 272 | 4.9 | 740 | 58 | 18,781 | 1,879 | 0.03 | 0.30 | 0.8 | 31 | 1195 |
| 0 | 5 | 2.1 | 23 | 0.5 | 220 | 2 | 221 | 23 | 0.07 | 0.04 | 0.6 | 17 | 1196 |
| 0 | 8 | 2.5 | 49 | 0.6 | 346 | 2 | 517 | 52 | 0.08 | 0.07 | 0.9 | 10 | 1197 |
| 0 | 18 | 5.7 | 29 | 0.7 | 896 | 2 | 7,292 | 730 | 0.17 | 0.05 | 1.4 | 20 | 1198 |
| 0 | 24 | 2.2 | 46 | 1.4 | 319 | 5 | 8,014 | 802 | 0.12 | 0.09 | 1.1 | 8 | 1199 |
| 0 | 35 | 4.4 | 41 | 0.7 | 508 | 15 | 31,860 | 3,186 | 0.11 | 0.19 | 0.9 | 36 | 1200 |
| 0 | 38 | 2.8 | 33 | 0.9 | 287 | 20 | 26,604 | 2,660 | 0.08 | 0.22 | 1.0 | 27 | 1201 |
| 8 | 29 | 2.5 | 27 | 1.2 | 198 | 74 | 4,398 | 440 | 0.02 | 0.04 | 0.4 | 7 | 1202 |
| 0 | 50 | 5.9 | 33 | 1.9 | 378 | 76 | 14,028 | 1,403 | 0.05 | 0.07 | 0.7 | 21 | 1203 |
| 0 | 54 | 4.6 | 56 | 2.3 | 796 | 135 | 20,357 | 2,035 | 0.09 | 0.15 | 1.9 | 67 | 1204 |
| 0 | 2 | 0.6 | 2 | 0.2 | 91 | TR | 39 | 4 | 0.01 | 0.01 | 0.6 | 4 | 1205 |
| 0 | 8 | 2.0 | 9 | 0.8 | 400 | 16 | 1,121 | 112 | 0.11 | 0.09 | 1.1 | 34 | 1206 |
| 0 | 1 | 0.2 | 1 | 0.1 | 44 | 2 | 125 | 12 | 0.01 | 0.01 | 0.1 | 4 | 1207 |
| 0 | 1 | 0.2 | 1 | 0.1 | 38 | 2 | 106 | 11 | 0.01 | 0.01 | 0.1 | 3 | 1208 |
| 0 | 6 | 1.4 | 6 | 0.6 | 273 | 11 | 766 | 76 | 0.07 | 0.06 | 0.8 | 23 | 1209 |
| 0 | 10 | 2.4 | 72 | 1.3 | 530 | 355 | 1,428 | 144 | 0.11 | 0.07 | 1.8 | 34 | 1210 |
| 0 | 1 | 0.2 | 2 | 0.2 | 69 | 42 | 17 | 2 | 0.01 | 0.01 | 0.2 | 1 | 1211 |
| 0 | 1 | 0.2 | 1 | 0.1 | 47 | 8 | 39 | 4 | 0.01 | 0.01 | 0.1 | 3 | 1212 |
| 0 | 10 | 1.0 | 22 | 1.4 | 535 | 877 | 1,351 | 136 | 0.11 | 0.08 | 1.6 | 44 | 1213 |
| 0 | 51 | 10.7 | 92 | 5.1 | 2,455 | 231 | 6,406 | 639 | 0.41 | 0.50 | 8.4 | 111 | 1214 |
| 0 | 24 | 5.0 | 43 | 3.1 | 1,065 | 85* | 3,188 | 320 | 0.18 | 0.14 | 4.3 | 26 | 1215 |
| 0 | 18 | 3.4 | 34 | 1.9 | 909 | 1,482 | 2,399 | 240 | 0.16 | 0.14 | 2.8 | 32 | 1216 |
| 0 | 17 | 2.6 | 84 | 1.9 | 607 | 564 | 1,380 | 138 | 0.12 | 0.09 | 1.8 | 29 | 1217 |

| Food No. | Food Description | Measure of Edible Portion | Weight (g) | Water (%) | Calories (kcal) | Protein (g) | Total Fat (g) | Fatty Acids: Satu-rated (g) | Fatty Acids: Mono-unsatu-rated (g) | Fatty Acids: Poly-unsatu-rated (g) |
|---|---|---|---|---|---|---|---|---|---|---|
| **VEGETABLES AND VEGETABLE PRODUCTS (CONTINUED)** | | | | | | | | | | |
| 1218 | TURNIPS, COOKED, CUBES | 1 CUP | 156 | 94 | 33 | 1 | TR | TR | TR | 0.1 |
| | TURNIP GREENS, COOKED, DRAINED | | | | | | | | | |
| 1219 | FROM RAW (LEAVES AND STEMS) | 1 CUP | 144 | 93 | 29 | 2 | TR | 0.1 | TR | 0.1 |
| 1220 | FROM FROZEN (CHOPPED) | 1 CUP | 164 | 90 | 49 | 5 | 1 | 0.2 | TR | 0.3 |
| 1221 | VEGETABLE JUICE COCKTAIL, CANNED | 1 CUP | 242 | 94 | 46 | 2 | TR | TR | TR | 0.1 |
| | VEGETABLES, MIXED | | | | | | | | | |
| 1222 | CANNED, DRAINED | 1 CUP | 163 | 87 | 77 | 4 | TR | 0.1 | TR | 0.2 |
| 1223 | FROZEN, COOKED, DRAINED | 1 CUP | 182 | 83 | 107 | 5 | TR | 0.1 | TR | 0.1 |
| 1224 | WATERCHESTNUTS, CANNED, SLICES, SOLIDS AND LIQUIDS | 1 CUP | 140 | 86 | 70 | 1 | TR | TR | TR | TR |
| **MISCELLANEOUS ITEMS** | | | | | | | | | | |
| 1225 | BACON BITS, MEATLESS | 1 TBSP | 7 | 8 | 31 | 2 | 2 | 0.3 | 0.4 | 0.9 |
| | BAKING POWDERS FOR HOME USE | | | | | | | | | |
| | DOUBLE ACTING | | | | | | | | | |
| 1226 | SODIUM ALUMINUM SULFATE | 1 TSP | 5 | 5 | 2 | 0 | 0 | 0.0 | 0.0 | 0.0 |
| 1227 | STRAIGHT PHOSPHATE | 1 TSP | 5 | 4 | 2 | TR | 0 | 0.0 | 0.0 | 0.0 |
| 1228 | LOW SODIUM | 1 TSP | 5 | 6 | 5 | TR | TR | TR | TR | TR |
| 1229 | BAKING SODA | 1 TSP | 5 | TR | 0 | 0 | 0 | 0.0 | 0.0 | 0.0 |
| 1230 | BEEF JERKY | 1 LARGE PIECE | 20 | 23 | 81 | 7 | 5 | 2.1 | 2.2 | 0.2 |
| 1231 | CATSUP | 1 CUP | 240 | 67 | 250 | 4 | 1 | 0.1 | 0.1 | 0.4 |
| 1232 | | 1 TBSP | 15 | 67 | 16 | TR | TR | TR | TR | TR |
| 1233 | | 1 PACKET | 6 | 67 | 6 | TR | TR | TR | TR | TR |
| 1234 | CELERY SEED | 1 TSP | 2 | 6 | 8 | TR | 1 | TR | 0.3 | 0.1 |
| 1235 | CHILI POWDER | 1 TSP | 3 | 8 | 8 | TR | TR | 0.1 | 0.1 | 0.2 |
| | CHOCOLATE, UNSWEETENED, BAKING | | | | | | | | | |
| 1236 | SOLID | 1 SQUARE | 28 | 1 | 148 | 3 | 16 | 9.2 | 5.2 | 0.5 |
| 1237 | LIQUID | 1 OZ | 28 | 1 | 134 | 3 | 14 | 7.2 | 2.6 | 3.0 |
| 1238 | CINNAMON | 1 TSP | 2 | 10 | 6 | TR | TR | TR | TR | TR |
| 1239 | COCOA POWDER, UNSWEETENED | 1 CUP | 86 | 3 | 197 | 17 | 12 | 6.9 | 3.9 | 0.4 |
| 1240 | | 1 TBSP | 5 | 3 | 12 | 1 | 1 | 0.4 | 0.2 | TR |
| 1241 | CREAM OF TARTAR | 1 TSP | 3 | 2 | 8 | 0 | 0 | 0.0 | 0.0 | 0.0 |
| 1242 | CURRY POWDER | 1 TSP | 2 | 10 | 7 | TR | TR | TR | 0.1 | 0.1 |
| 1243 | GARLIC POWDER | 1 TSP | 3 | 6 | 9 | TR | TR | TR | TR | TR |
| 1244 | HORSERADISH, PREPARED | 1 TSP | 5 | 85 | 2 | TR | TR | TR | TR | TR |
| 1245 | MUSTARD, PREPARED, YELLOW | 1 TSP OR 1 PACKET | 5 | 82 | 3 | TR | TR | TR | 0.1 | TR |
| | OLIVES, CANNED | | | | | | | | | |
| 1246 | PICKLED, GREEN | 5 MEDIUM | 17 | 78 | 20 | TR | 2 | 0.3 | 1.6 | 0.2 |
| 1247 | RIPE, BLACK | 5 LARGE | 22 | 80 | 25 | TR | 2 | 0.3 | 1.7 | 0.2 |
| 1248 | ONION POWDER | 1 TSP | 2 | 5 | 7 | TR | TR | TR | TR | TR |
| 1249 | OREGANO, GROUND | 1 TSP | 2 | 7 | 5 | TR | TR | TR | TR | 0.1 |
| 1250 | PAPRIKA | 1 TSP | 2 | 10 | 6 | TR | TR | TR | TR | 0.2 |
| 1251 | PARSLEY, DRIED | 1 TBSP | 1 | 9 | 4 | TR | TR | TR | TR | TR |
| 1252 | PEPPER, BLACK | 1 TSP | 2 | 11 | 5 | TR | TR | TR | TR | TR |
| | PICKLES, CUCUMBER | | | | | | | | | |
| 1253 | DILL, WHOLE, MEDIUM (3 3/4″ LONG) | 1 PICKLE | 65 | 92 | 12 | TR | TR | TR | TR | 0.1 |
| 1254 | FRESH (BREAD AND BUTTER PICKLES), SLICES 1 1/2″ DIA, 1/4″ THICK | 3 SLICES | 24 | 79 | 18 | TR | TR | TR | TR | TR |
| 1255 | PICKLE RELISH, SWEET | 1 TBSP | 15 | 62 | 20 | TR | TR | TR | TR | TR |

| Cholesterol (mg) | Carbo-hydrate (g) | Total Dietary Fiber (g) | Calcium (mg) | Iron (mg) | Potassium (mg) | Sodium (mg) | Vitamin A (IU) | Vitamin A (RE) | Thiamine (mg) | Ribo-flavin (mg) | Niacin (mg) | Ascorbic Acid (mg) | Food No. |
|---|---|---|---|---|---|---|---|---|---|---|---|---|---|
| 0 | 8 | 3.1 | 34 | 0.3 | 211 | 78 | 0 | 0 | 0.04 | 0.04 | 0.5 | 18 | 1218 |
| 0 | 6 | 5.0 | 197 | 1.2 | 292 | 42 | 7,917 | 792 | 0.06 | 0.10 | 0.6 | 39 | 1219 |
| 0 | 8 | 5.6 | 249 | 3.2 | 367 | 25 | 13,079 | 1,309 | 0.09 | 0.12 | 0.8 | 36 | 1220 |
| 0 | 11 | 1.9 | 27 | 1.0 | 467 | 653 | 2,831 | 283 | 0.10 | 0.07 | 1.8 | 67 | 1221 |
| 0 | 15 | 4.9 | 44 | 1.7 | 474 | 243 | 18,985 | 1,899 | 0.07 | 0.08 | 0.9 | 8 | 1222 |
| 0 | 24 | 8.0 | 46 | 1.5 | 308 | 64 | 7,784 | 779 | 0.13 | 0.22 | 1.5 | 6 | 1223 |
| 0 | 17 | 3.5 | 6 | 1.2 | 165 | 11 | 6 | 0 | 0.02 | 0.03 | 0.5 | 2 | 1224 |
| 0 | 2 | 0.7 | 7 | 0.1 | 10 | 124 | 0 | 0 | 0.04 | TR | 0.1 | TR | 1225 |
| 0 | 1 | TR | 270 | 0.5 | 1 | 488 | 0 | 0 | 0.00 | 0.00 | 0.0 | 0 | 1226 |
| 0 | 1 | TR | 339 | 0.5 | TR | 363 | 0 | 0 | 0.00 | 0.00 | 0.0 | 0 | 1227 |
| 0 | 2 | 0.1 | 217 | 0.4 | 505 | 5 | 0 | 0 | 0.00 | 0.00 | 0.0 | 0 | 1228 |
| 0 | 0 | 0.0 | 0 | 0.0 | 0 | 1,259 | 0 | 0 | 0.00 | 0.00 | 0.0 | 0 | 1229 |
| 10 | 2 | 0.4 | 4 | 1.1 | 118 | 438 | 0 | 0 | 0.03 | 0.03 | 0.3 | 0 | 1230 |
| 0 | 65 | 3.1 | 46 | 1.7 | 1,154 | 2,846 | 2,438 | 245 | 0.21 | 0.18 | 3.3 | 36 | 1231 |
| 0 | 4 | 0.2 | 3 | 0.1 | 72 | 178 | 152 | 15 | 0.01 | 0.01 | 0.2 | 2 | 1232 |
| 0 | 2 | 0.1 | 1 | TR | 29 | 71 | 61 | 6 | 0.01 | TR | 0.1 | 1 | 1233 |
| 0 | 1 | 0.2 | 35 | 0.9 | 28 | 3 | 1 | TR | 0.01 | 0.01 | 0.1 | TR | 1234 |
| 0 | 1 | 0.9 | 7 | 0.4 | 50 | 26 | 908 | 91 | 0.01 | 0.02 | 0.2 | 2 | 1235 |
| 0 | 8 | 4.4 | 21 | 1.8 | 236 | 4 | 28 | 3 | 0.02 | 0.05 | 0.3 | 0 | 1236 |
| 0 | 10 | 5.1 | 15 | 1.2 | 331 | 3 | 3 | TR | 0.01 | 0.08 | 0.6 | 0 | 1237 |
| 0 | 2 | 1.2 | 28 | 0.9 | 11 | 1 | 6 | 1 | TR | TR | TR | 1 | 1238 |
| 0 | 47 | 28.6 | 110 | 11.9 | 1,311 | 18 | 17 | 2 | 0.07 | 0.21 | 1.9 | 0 | 1239 |
| 0 | 3 | 1.8 | 7 | 0.7 | 82 | 1 | 1 | TR | TR | 0.01 | 0.1 | 0 | 1240 |
| 0 | 2 | TR | TR | 0.1 | 495 | 2 | 0 | 0 | 0.00 | 0.00 | 0.0 | 0 | 1241 |
| 0 | 1 | 0.7 | 10 | 0.6 | 31 | 1 | 20 | 2 | 0.01 | 0.01 | 0.1 | TR | 1242 |
| 0 | 2 | 0.3 | 2 | 0.1 | 31 | 1 | 0 | 0 | 0.01 | TR | TR | 1 | 1243 |
| 0 | 1 | 0.2 | 3 | TR | 12 | 16 | TR | 0 | TR | TR | TR | 1 | 1244 |
| 0 | TR | 0.2 | 4 | 0.1 | 8 | 56 | 7 | 1 | TR | TR | TR | TR | 1245 |
| 0 | TR | 0.2 | 10 | 0.3 | 9 | 408 | 51 | 5 | 0.00 | 0.00 | TR | 0 | 1246 |
| 0 | 1 | 0.7 | 19 | 0.7 | 2 | 192 | 89 | 9 | TR | 0.00 | TR | TR | 1247 |
| 0 | 2 | 0.1 | 8 | 0.1 | 20 | 1 | 0 | 0 | 0.01 | TR | TR | TR | 1248 |
| 0 | 1 | 0.6 | 24 | 0.7 | 25 | TR | 104 | 10 | 0.01 | TR | 0.1 | 1 | 1249 |
| 0 | 1 | 0.4 | 4 | 0.5 | 49 | 1 | 1,273 | 127 | 0.01 | 0.04 | 0.3 | 1 | 1250 |
| 0 | 1 | 0.4 | 19 | 1.3 | 49 | 6 | 303 | 30 | TR | 0.02 | 0.1 | 2 | 1251 |
| 0 | 1 | 0.6 | 9 | 0.6 | 26 | 1 | 4 | TR | TR | 0.01 | TR | TR | 1252 |
| 0 | 3 | 0.8 | 6 | 0.3 | 75 | 833 | 214 | 21 | 0.01 | 0.02 | TR | 1 | 1253 |
| 0 | 4 | 0.4 | 8 | 0.1 | 48 | 162 | 34 | 3 | 0.00 | 0.01 | 0.0 | 2 | 1254 |
| 0 | 5 | 0.2 | TR | 0.1 | 4 | 122 | 23 | 2 | 0.00 | TR | TR | TR | 1255 |

| Food No. | Food Description | Measure of Edible Portion | Weight (g) | Water (%) | Calories (kcal) | Protein (g) | Total Fat (g) | Fatty Acids: Saturated (g) | Fatty Acids: Monounsaturated (g) | Fatty Acids: Polyunsaturated (g) |
|---|---|---|---|---|---|---|---|---|---|---|
| **MISCELLANEOUS ITEMS (CONTINUED)** | | | | | | | | | | |
| 1256 | PORK SKINS/RINDS, PLAIN | 1 OZ | 28 | 2 | 155 | 17 | 9 | 3.2 | 4.2 | 1.0 |
| | POTATO CHIPS | | | | | | | | | |
| | REGULAR | | | | | | | | | |
| | PLAIN | | | | | | | | | |
| 1257 | SALTED | 1 OZ | 28 | 2 | 152 | 2 | 10 | 3.1 | 2.8 | 3.5 |
| 1258 | UNSALTED | 1 OZ | 28 | 2 | 152 | 2 | 10 | 3.1 | 2.8 | 3.5 |
| 1259 | BARBECUE FLAVOR | 1 OZ | 28 | 2 | 139 | 2 | 9 | 2.3 | 1.9 | 4.6 |
| 1260 | SOUR CREAM AND ONION FLAVOR | 1 OZ | 28 | 2 | 151 | 2 | 10 | 2.5 | 1.7 | 4.9 |
| 1261 | REDUCED FAT | 1 OZ | 28 | 1 | 134 | 2 | 6 | 1.2 | 1.4 | 3.1 |
| 1262 | FAT FREE, MADE WITH OLESTRA | 1 OZ | 28 | 2 | 75 | 2 | TR | TR | 0.1 | 0.1 |
| | MADE FROM DRIED POTATOES | | | | | | | | | |
| 1263 | PLAIN | 1 OZ | 28 | 1 | 158 | 2 | 11 | 2.7 | 2.1 | 5.7 |
| 1264 | SOUR CREAM AND ONION FLAVOR | 1 OZ | 28 | 2 | 155 | 2 | 10 | 2.7 | 2.0 | 5.3 |
| 1265 | REDUCED FAT | 1 OZ | 28 | 1 | 142 | 2 | 7 | 1.5 | 1.7 | 3.8 |
| 1266 | SALT | 1 TSP | 6 | TR | 0 | 0 | 0 | 0.0 | 0.0 | 0.0 |
| | TRAIL MIX | | | | | | | | | |
| 1267 | REGULAR, WITH RAISINS, CHOCOLATE CHIPS, SALTED NUTS AND SEEDS | 1 CUP | 146 | 7 | 707 | 21 | 47 | 8.9 | 19.8 | 16.5 |
| 1268 | TROPICAL | 1 CUP | 140 | 9 | 570 | 9 | 24 | 11.9 | 3.5 | 7.2 |
| 1269 | VANILLA EXTRACT | 1 TSP | 4 | 53 | 12 | TR | TR | TR | TR | TR |
| | VINEGAR | | | | | | | | | |
| 1270 | CIDER | 1 TBSP | 15 | 94 | 2 | 0 | 0 | 0.0 | 0.0 | 0.0 |
| 1271 | DISTILLED | 1 TBSP | 17 | 95 | 2 | 0 | 0 | 0.0 | 0.0 | 0.0 |
| | YEAST, BAKER'S | | | | | | | | | |
| 1272 | DRY, ACTIVE | 1 PKG | 7 | 8 | 21 | 3 | TR | TR | 0.2 | TR |
| 1273 | | 1 TSP | 4 | 8 | 12 | 2 | TR | TR | 0.1 | TR |
| 1274 | COMPRESSED | 1 CAKE | 17 | 69 | 18 | 1 | TR | TR | 0.2 | TR |

| Cholesterol (mg) | Carbo-hydrate (g) | Total Dietary Fiber (g) | Calcium (mg) | Iron (mg) | Potassium (mg) | Sodium (mg) | Vitamin A (IU) | Vitamin A (RE) | Thiamine (mg) | Ribo-flavin (mg) | Niacin (mg) | Ascorbic Acid (mg) | Food No. |
|---|---|---|---|---|---|---|---|---|---|---|---|---|---|
| 27 | 0 | 0.0 | 9 | 0.2 | 36 | 521 | 37 | 11 | 0.03 | 0.08 | 0.4 | TR | 1256 |
| 0 | 15 | 1.3 | 7 | 0.5 | 361 | 168 | 0 | 0 | 0.05 | 0.06 | 1.1 | 9 | 1257 |
| 0 | 15 | 1.4 | 7 | 0.5 | 361 | 2 | 0 | 0 | 0.05 | 0.06 | 1.1 | 9 | 1258 |
| 0 | 15 | 1.2 | 14 | 0.5 | 357 | 213 | 62 | 6 | 0.06 | 0.06 | 1.3 | 10 | 1259 |
| 2 | 15 | 1.5 | 20 | 0.5 | 377 | 177 | 48 | 6 | 0.05 | 0.06 | 1.1 | 11 | 1260 |
| 0 | 19 | 1.7 | 6 | 0.4 | 494 | 139 | 0 | 0 | 0.06 | 0.08 | 2.0 | 7 | 1261 |
| 0 | 17 | 1.1 | 10 | 0.4 | 366 | 185 | 1,469 | 441 | 0.10 | 0.02 | 1.3 | 8 | 1262 |
| 0 | 14 | 1.0 | 7 | 0.4 | 286 | 186 | 0 | 0 | 0.06 | 0.03 | 0.9 | 2 | 1263 |
| 1 | 15 | 0.3 | 18 | 0.4 | 141 | 204 | 214 | 28 | 0.05 | 0.03 | 0.7 | 3 | 1264 |
| 0 | 18 | 1.0 | 10 | 0.4 | 285 | 121 | 0 | 0 | 0.05 | 0.02 | 1.2 | 3 | 1265 |
| 0 | 0 | 0.0 | 1 | TR | TR | 2,325 | 0 | 0 | 0.00 | 0.00 | 0.0 | 0 | 1266 |
| 6 | 66 | 8.8 | 159 | 4.9 | 946 | 177 | 64 | 7 | 0.60 | 0.33 | 6.4 | 2 | 1267 |
| 0 | 92 | 10.6 | 80 | 3.7 | 993 | 14 | 69 | 7 | 0.63 | 0.16 | 2.1 | 11 | 1268 |
| 0 | 1 | 0.0 | TR | TR | 6 | TR | 0 | 0 | TR | TR | TR | 0 | 1269 |
| 0 | 1 | 0.0 | 1 | 0.1 | 15 | TR | 0 | 0 | 0.00 | 0.00 | 0.0 | 0 | 1270 |
| 0 | 1 | 0.0 | 0 | 0.0 | 2 | TR | 0 | 0 | 0.00 | 0.00 | 0.0 | 0 | 1271 |
| 0 | 3 | 1.5 | 4 | 1.2 | 140 | 4 | TR | 0 | 0.17 | 0.38 | 2.8 | TR | 1272 |
| 0 | 2 | 0.8 | 3 | 0.7 | 80 | 2 | TR | 0 | 0.09 | 0.22 | 1.6 | TR | 1273 |
| 0 | 3 | 1.4 | 3 | 0.6 | 102 | 5 | 0 | 0 | 0.32 | 0.19 | 2.1 | TR | 1274 |

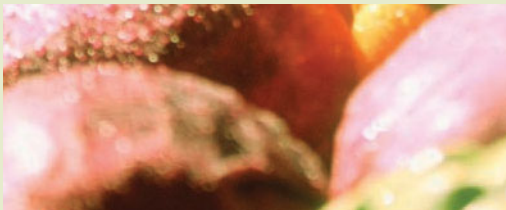

# APPENDIX E

## DRUG-FOOD INTERACTIONS

From *Delmar Nurse's Drug Handbook 2009 Edition,* by G. R. Spratto and A. L. Woods, 2009. Clifton Park, NY: Delmar Cengage Learning.

**A. DRUGS THAT SHOULD BE TAKEN WHILE FASTING**

Alendronate
Ampicillin
AzoGantanol/Gantrisin
Bacampicillin
Bethanechol (may experience N&V)
Bisacodyl
Calcium carbonate
Captopril
Carbenicillin
Castor oil
Chloramphenicol
Claritin
Cyclosporine gel caps only (avoid fatty meals)
Demeclocycline (avoid high calcium foods/dairy products)
Dicloxacillin
Digoxin (avoid high fiber cereals and oatmeal)
Disopyramide
Digitalis preparations (not with high fiber foods)
Erythromycin base/estolate
Etidronate
Ferrous salts (not with tea, coffee, egg, cereals, fiber, or milk)

Fexofenadine
Flavoxate
Furosemide
Isoniazid
Isosorbide dinitrate
Ketoprofen (if GI distress occurs, may take with food)
Lansoprazole
Levodopa (not with high protein foods; meals delay absorption and peak plasma concentration; avoid caffeine)
Lisinopril
Lomustine (empty stomach will reduce nausea)
Methotrexate (milk, cream, or yogurt may decrease absorption)
Methyldopa (not with high protein foods; meals delay absorption and peak plasma concentration; avoid caffeine)
Nafcillin (inactivated by stomach acid; absorption variable with/without food)
Nalidixic acid
Naltrexone
Norfloxacin (milk, cream, or yogurt may decrease absorption)
Oxytetracycline (avoid dairy products and foods high in calcium)
Penicillamine (antacids, iron and food decreases absorption)
Penicillin
Phenytoin (if GI distress occurs, may take with food; food effect depends on preparation)
Propantheline
Rifampicin
Sotalol
Sulfamethoxazole
Tetracycline (avoid dairy products and foods high in calcium)
Theophylline (absorption of controlled release varies by preparation)
Thyroid hormone preparations (limit foods containing goitrogens)
Terbutaline sulfate
Trientine (antacids, iron, and food reduces absorption)
Trimethoprim
Zyrtec

**B. DRUGS THAT SHOULD BE TAKEN WITH FOOD**

Allopurinol (after meal)
Atovaquone
Augmentin
Aspirin
Amiodarone
Baclofen
Bromocriptine
Buspirone
Carbamazepine (erratic absorption)
Carvedilol
Cefpodoxime
Chloroquine
Chlorothiazide
Cimetidine
Clofazimine
Diclofenac
Divalproex
Doxycyline
Felbamate
Fenofibrate (TriCor)
Fenoprofen
Fiorinal
Fludrocortisone
Gemfibrozil
Glyburide
Griseofulvin (high fat meals)
Hydrocortisone
Hydroxychloroquine (Plaquenil)
Indomethacin
Iron products
Isotretinoin
Itraconazole capsules
Ketorolac
Labetalol
Lithium
Lovastatin
Mebendazole
Methenamine
Methylprednisolone
Metoprolol
Metronidazole
Misoprostol
Naltrexone
Naproxen
Nelfinavir (Viracept)
Niacin
Nifedipine (grapefruit juice increases bioavailability)
Nitrofurantoin
Olsalazine
Oxcarbazepine
Pentoxifylline
Pergolide

Piroxicam
Potassium salts
Prednisone
Probucol (high fat meals)
Procainamide
Propranolol
Ritonavir
Salsalate
Saquinavir
Sevelamer
Spironolactone
Sulfasalazine
Sulfinpyrazone
Sulindac
Ticlopidine
Tolmetin
Trazodone
Verapamil SR (absorption varies by manufacturer; too rapid absorption may cause heart block)

**C. CONSTIPATING AGENTS**

Antacids
Anticholinergic drugs
Anticonvulsants
Antihistamines
Antiparkinsonian drugs
BP meds (calcium channel blockers)
Clonidine
Corticosteroids
Diuretics
Ganglionic blocking agents
Iron supplements
Laxatives (when abused)
Lithium
MAO Inhibitors
Muscle relaxants
NSAIDs
Octreotide
Opioids
Phenothiazines
Prostaglandin synthesis inhibitors
Tranquilizers
Tricyclic antidepressants

**D. DIARRHEAL AGENTS**

Adrenergic neuron blockers: reserpine, guanethidine
Antacids (Mg containing) $H_2$ receptor antagonists (i.e., ranitidine) PPls (i.e, Omeprazole)
Antiarrhythmics (i.e., quinidine)
Antibiotics (especially broad spectrum agents)
Antihypertensives (beta blockers, ACE Inhibitors)
Anti-inflammatory drugs (NSAIDs, colchicine)
Chemotherapy agents
Cholinergic agonists and cholinesterase inhibitors
Glucophage
Metoclopramide
Misoprostol
Osmotic and stimulant laxatives
Theophylline

**E. TYRAMINE CONTAINING FOODS**

*Moderate amounts of tyramine:*
Banana peel
Broad beans
Cheese (all except cream cheese and cottage cheese)
Chianti, vermouth
Concentrated yeast extracts/Brewer's yeast
Fermented cabbage products: sauerkraut, kimchee
Fermented soy products: fermented bean curd, soya bean paste, miso soup
Hydrolyzed protein extracts for sauces, soups, gravies
Imitation cheese
Liquid and powdered protein supplements
Meat extracts
Nonalcoholic beers
Prepared meats (sausage, chopped liver, pate, salami, mortadella)
Raspberries
Some non-United States brands of beer
Yeast products

*Significant amounts of tyramine:*
Avocado
Chocolate
Cream from fresh pasteurized milk
Distilled spirits
Peanuts
Red and white wines, port wines
Soy sauce
Yogurt

**F. FOODS CONTAINING GOITROGENS**

Asparagus
Brocolli
Brussels sprouts

Cabbage
Cauliflower
Kale
Lettuce
Millet
Mustard
Other leafy green vegetables
Peaches
Peanuts
Peas
Radishes
Rutabaga
Soy beans
Spinach
Strawberries
Turnip greens
Watercress

## G. COUMARIN ANTICOAGULANTS AND DIETARY EFFECTS

Consumption of vitamin K-enriched foods may counteract the effects of anticoagulants since the drugs act through antagonism of vitamin K. Advise client on anticoagulants to maintain a steady, consistent intake of vitamin K-containing foods. The drug monograph for warfarin clearly lists these foods. Additionally, certain herbal teas (green tea, buckeye, horse chestnut, Woodruff, tonka beans, melitot) contain natural coumarins that can potentiate the effects of coumadin and should be avoided. Large amounts of avocado also potentiate the drug's effects. Brussels sprouts, broccoli, spinach, kale, turnip greens, and other cruciferous vegetables increase the catabolism of warfarin thereby decreasing its anticoagulant activities. Caffeinated beverages (i.e., cola, coffee, tea, hot chocolate, chocolate milk) can affect therapy. Alcohol intake of more than three drinks per day can affect clotting times. Herbal supplements can also affect bleeding time: Coenzyme Q10 is structurally similar to vitamin K, feverfew, garlic, and ginseng. Avoid herbal medications while on warfarin therapy.

## H. GENERAL DRUG CLASS RECOMMENDATIONS

*ACE inhibitors:* Take captopril and moexipril 1 hr before or 2 hr after meals; food decreases absorption. Avoid high potassium foods as ACE increases $K^+$.

*Analgesic/Antipyretic:* Take on an empty stomach as food may slow the absorption.

*Antacids:* Take 1 hr after or between meals. Avoid dairy foods as the protein in them can increase stomach acid.

*Anti-anxiety agents:* Caffeine may cause excitability, nervousness, and hyperactivity lessening the anti-anxiety drug effects.

*Antibiotics:* Penicillin generally should be taken on an empty stomach; may take with food if GI upset occurs. Do not mix with acidic foods: coffee, citrus fruits, and tomatoes; the acid interferes with absorption of penicillin, ampicillin, erythromycin and cloxacillin.

*Anticoagulants:* High vitamin K produces blood-clotting substance and may reduce drug effectiveness. Vitamin E >400 IU may prolong clotting time and increase bleeding risk.

*Antidepressant drugs:* May be taken with or without food.

*Antifungals:* Avoid taking with dairy products; avoid alcohol.

*Antihistamines:* Take on an empty stomach to increase effectiveness.

*Bronchodilators with theophylline:* High-fat meals may increase bioavailability while high-carbohydrate meals may decrease it. Food increases absorption of Theo-24 and Uniphyl which may cause increased N&V, headache and irritability.

*Cephalosporins:* Take on an empty stomach 1 hr before or 2 hr after meals. May take with food if GI upset occurs.

*Diuretics:* Vary in interactions; some cause loss of potassium, calcium, and magnesium. Avoid salty food and natural black licorice as these increase K and Mg losses. Large doses of vitamin D can elevate blood pressure.

*$H_2$ blockers:* May take with or without regard to food.

*HMG-CoA reductase inhibitors:* Take lovastatin with the evening meal to enhance absorption.

*Laxatives:* Avoid dairy foods as calcium can decrease absorption.

*Macrolides:* Take on an empty stomach 1 hr before or 2 hr after meals. May take with food for Gl upset.

*MAO inhibitors:* Have many dietary restrictions, so follow dietary guidelines as prescribed. Foods or alcoholic beverages containing tyramine may cause a fatal increase in BP.

*Narcotic analgesics:* Avoid alcohol as it may increase sedative effects.

*Nitroimadazole (metronidazole):* Avoid alcohol or food prepared with alcohol for at least three days after finishing the medicine. Alcohol may cause nausea, abdominal cramps, vomiting, headaches, and flushing.

*NSAIDs:* Take with food or milk to prevent irritation of the stomach.

*Quinolones:* Take on an empty stomach 1 hr before or 2 hr after meals. May take with food for Gl upset but avoid calcium containing foods such as milk, yogurt, vitamins/minerals containing iron and antacids because they decrease drug concentrations. Caffeine containing products may lead to excitability and nervousness.

*Sulfonamides:* Take on an empty stomach 1 hr before or 2 hr after meals. May take with food if Gl upset occurs.

*Tetracyclines:* Take on an empty stomach 1 hr before or 2 hr after meals. May take with food but avoid dairy products, antacids, and vitamins containing iron with tetracycline.

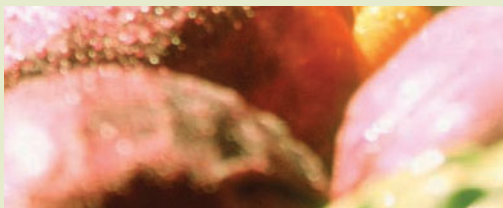

# APPENDIX F

## ENGLISH AND METRIC UNITS AND CONVERSIONS

### Units of Measure in the English System

| Unit | Abbreviation | Equivalent |
|---|---|---|
| dash | | less than 1/8 teaspoon |
| few grains | f.g. | less than 1/8 teaspoon |
| drop | | — |
| 15 drops | | — |
| 1 teaspoon | tsp | 1/3 tablespoon |
| 1 tablespoon | Tbsp | 3 teaspoons |
| 1 fluid ounce | oz | 2 tablespoons |
| 1 cup | c | 8 fluid ounces or 16 tablespoons |
| 1 pint | pt | 2 cups |
| 1 quart | qt | 2 pints or 4 cups |
| 1 gallon | gal | 4 quarts |
| 1 peck | pk | 2 gallons |
| 1 bushel | bu | 4 pecks |
| 1 pound | lb | 16 ounces |

### Units of Measure in the Metric System

**Basic unit of *weight* is the *gram* (g)**
**Basic unit of *volume* is the *liter* (l)**
**Basic unit of *length* is the *meter* (m)**
***Temperature* is measured in degrees *Celsius* (°C)**

**kilo: (*key*-low) = 1,000**
**deci: (*dess*-ee) = 0.1 (1/10)**
**centi: (*sent*-ee) = 0.01 (1/100)**
**milli: (*mill*-ee) = 0.001 (1/1000)**

## Unit Relationships within the Metric System

| Weight | | | Volume | | |
|---|---|---|---|---|---|
| 1,000 grams | = | 1 *kilo*gram | 1000 liters | = | 1 *kilo*liter* |
| 100 grams | = | 1 *hecto*gram* | 100 liters | = | 1 *hecto*liter* |
| 10 grams | = | 1 *deka*gram* | 10 liters | = | 1 *deka*liter* |
| | | 1 gram | | | 1 liter |
| 0.1 gram | = | 1 *deci*gram* | 0.1 liter | = | 1 *deci*liter* |
| 0.01 gram | = | 1 *centi*gram* | 0.01 liter | = | 1 *centi*liter* |
| 0.001 gram | = | 1 *milli*gram | 0.001 liter | = | 1 *milli*liter |
| 0.000001 gram | = | 1 *micro*gram* | 0.000001 liter | = | 1 *micro*liter* |

*Units not commonly used.

## Converting from the English System to the Metric System

| Convert to Metric | When You Know | Multiply By | To Find |
|---|---|---|---|
| **Weight** | ounces (oz) | 28 | grams (g) |
| | pounds (lb) | 0.45 | kilograms (kg) |
| | teaspoons (tsp) | 5 | milliliters (ml) |
| | tablespoons (Tbsp) | 15 | milliliters |
| | fluid ounces (fl oz) | 30 | milliliters |
| | cups (c) | 0.24 | liters (l) |
| **Volume** | pints (pt) | 0.47 | liters |
| | quarts (qt) | 0.95 | liters |
| | gallons (gal) | 3.8 | liters |
| | cubic feet ($ft^3$) | 0.03 | cubic meters ($m^3$) |
| | cubic yards ($yd^3$) | 0.76 | cubic meters |
| **Temperature** | Fahrenheit (°F) temperature | 5/9 (after subtracting 32) | Celsius (°C) temperature |

Source: Adapted from "Some References on Metric Information" by U.S. Department of Commerce, National Bureau of Standards.

## Converting from the Metric System to the English System

| Convert to Metric | When You Know | Multiply By | To Find |
|---|---|---|---|
| **Weight** | grams (g) | 0.035 | ounces (oz) |
| | kilograms (kg) | 2.2 | pounds (lb) |
| | metric tons (1,000 kg) | 1.1 | short tons |
| | milliliters (ml) | 0.03 | fluid ounces (fl oz) |
| | liters (l) | 2.1 | pints (pt) |
| | liters | 1.06 | quarts (qt) |
| **Volume** | liters | 0.26 | gallons (gal) |
| | cubic meters ($m^3$) | 35 | cubic feet ($ft^3$) |
| | cubic meters | 1.3 | cubic yards ($yd^3$) |
| **Temperature** | Celsius (°C) temperature | 9/5 (then add 32) | Fahrenheit (°F) temperature |

Source: Adapted from "Some References on Metric Information" by U.S. Department of Commerce, National Bureau of Standards.

## Weight Equivalents

| | Milligram | Gram | Kilogram | Grain | Ounce | Pound |
|---|---|---|---|---|---|---|
| 1 microgram (mg) | 0.001 | 0.000001 | | | | |
| 1 milligram (mg) | 1.0 | 0.001 | | 0.0154 | | |
| 1 gram (g) | 1,000.0 | 1.0 | 0.001 | 15.4 | 0.035 | 0.0022 |
| 1 kilogram (kg) | 1,000,000.0 | 1,000.0 | 1.0 | 15,400.0 | 35.2 | 2.2 |
| 1 grain (gr) | 64.8 | 0.065 | | 1.0 | | |
| 1 ounce (oz) | | 28.3 | | 437.5 | 1.0 | 0.063 |
| 1 pound (lb) | | 453.6 | 0.454 | | 16.0 | 1.0 |

## Volume Equivalents

| | Cubic Millimeter | Cubic Centimeter | Liter | Fluid Ounce | Pint | Quart |
|---|---|---|---|---|---|---|
| 1 cubic millimeter ($mm^3$) | 1.0 | 0.001 | | | | |
| 1 cubic centimeter ($cm^3$) | 1,000.0 | 1.0 | 0.001 | | | |
| 1 liter (l) | 1,000,000.0 | 1,000.0 | 1.0 | 33.8 | 2.1 | 1.06 |
| 1 fluid ounce (fl oz) | | 30.(29.57) | 0.03 | 1.0 | | |
| 1 pint (pt) | | 473.0 | 0.473 | 16.0 | 1.0 | |
| 1 quart (qt) | | 946.0 | 0.946 | 32.0 | 2.0 | 1.0 |

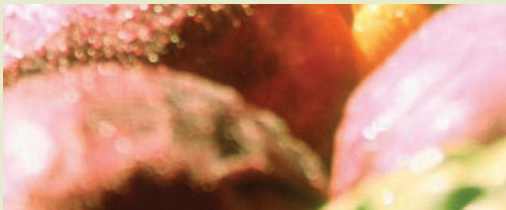

# GLOSSARY

## A

**absorption**—taking up of nutrients in the intestines
**abstinence**—avoidance
**acid-base balance**—the regulation of hydrogen ions in body fluids
**acidosis**—condition in which excess acids accumulate or there is a loss of base in the body
**acne**—pimples
**acquired immune deficiency syndrome (AIDS)**—caused by the human immunodeficiency virus (HIV) which weakens the body's immune system, leaving it susceptible to fatal infections
**acute renal failure (ARF)**—suddenly occurring failure of the kidneys
**adipose tissue**—fatty tissue
**adolescent**—person between the ages of 13 and 20
**aerobic metabolism**—Combining nutrients with oxygen within the cell; also called oxidation
**albumin**—protein that occurs in blood plasma
**alcoholism**—chronic and excessive use of alcohol
**alkaline**—base; capable of neutralizing acids
**alkalosis**—condition in which excess base accumulates in, or acids are lost from, the body
**allergen**—substance-causing an allergic reaction
**allergic reactions**—adverse physical reactions to specific substances
**allergy**—sensitivity to specific substance(s)
**amenorrhea**—the stoppage of the monthly menstrual flow
**amino acids**—nitrogen-containing chemical compounds of which protein is composed
**amniocentesis**—a test to determine the status of the fetus in utero
**amniotic fluid**—fluid that surrounds fetus in the uterus
**amphetamines**—drugs intended to inhibit appetite
**anabolism**—the creation of new compounds during metabolism
**anaerobic metabolism**—reduces fats without the use of oxygen
**anemia**—condition caused by insufficient number of red blood cells, hemoglobin, or blood volume
**anencephaly**—absence of the brain
**angina pectoris**—pain in the heart muscle due to inadequate blood supply
**anorexia nervosa**—psychologically induced lack of appetite
**anthropometric measurements**—measurements of height, weight, head, skinfold
**antibodies**—substances produced by the body in reaction to foreign substance; neutralize toxins from foreign bodies
**antioxidant**—substance preventing damage from oxygen
**anxiety**—apprehension
**appetite**—learned psychological reaction to food caused by pleasant memories of eating
**arteriosclerosis**—generic term for thickened arteries
**arthritis**—chronic disease involving the joints
**ascites**—abnormal collection of fluid in the abdomen
**ascorbic acid**—vitamin C
**aspartame**—artificial sweetener made from two amino acids; does not require insulin for metabolism
**aspirated**—inhaled or suctioned
**atherosclerosis**—a form of arteriosclerosis affecting the intima (inner lining) of the artery walls
**avitaminosis**—without vitamins

## B

**balanced diet**—one that includes all the essential nutrients in appropriate amounts
**basal metabolism rate (BMR)**—the rate at which energy is needed for body maintenance
**beriberi**—deficiency disease caused by a lack of vitamin $B_1$ (thiamine)
**bile**—secretion of the liver, stored in the gallbladder, essential for the digestion of fats
**bioavailable**—ability of a nutrient to be readily absorbed and used by the body
**biochemical tests**—involving biology and chemistry
**biotin**—a B vitamin; necessary for metabolism
**bolus**—food in the mouth that is ready to be swallowed
**bomb calorimeter**—device used to scientifically determine the caloric value of foods
**bonding**—emotional attachment
**botulism**—deadliest of food poisonings; caused by the bacteria *Clostridium botulinum*
**bran**—outer covering of grain kernels
**buffer systems**—protective systems regulating amounts of hydrogen ions in body fluids

**bulimia**—condition in which patient alternately binges and purges

## C

**cachexia**—severe malnutrition and body wasting caused by chronic disease
**caliper**—mechanical device used to measure percentage of body fat by skinfold measurement
**calorie**—also known as kcal or kilocalorie; represents the amount of heat needed to raise the temperature of one kilogram of water one degree Celsius (C)
**calorie requirements**—numbers of calories required daily to meet energy needs
**capillaries**—tiny blood vessels connecting veins and arteries
**carbohydrate**—the nutrient providing the major source of energy in the average diet
**carboxypeptidase**—pancreatic enzyme necessary for protein digestion
**carcinogens**—cancer-causing substances
**cardiac sphincter**—the muscle at the base of the esophagus that prevents gastric reflux from moving into the esophagus
**cardiomyopathy**—damage to the heart muscle caused by infection, alcohol, or drug abuse
**cardiovascular**—pertaining to the heart and entire circulatory system
**cardiovascular disease (CVD)**—disease affecting heart and blood vessels
**carotenoids**—plant pigments, some of which yield vitamin A
**carriers**—those who are capable of transmitting an infectious organism
**catabolism**—the breakdown of compounds during metabolism
**catalyst**—a substance that causes another substance to react
**cellular edema**—swelling of body cells caused by inadequate amount of sodium in extracellular fluid
**cellulose**—indigestible carbohydrate; provides fiber in the diet
**cerebrovascular accident (CVA)**—either a blockage or bursting of blood vessel leading to the brain
**chemical digestion**—chemical changes in foods during digestion caused by hydrolysis
**chemotherapy**—treatment of diseased tissue with chemicals
**cholecystectomy**—removal of the gallbladder
**cholecystitis**—inflammation of the gallbladder
**cholecystokinin (CKK)**—the hormone that triggers the gallbladder to release bile
**cholelithiasis**—gallstones
**cholesterol**—fatlike substance that is a constituent of body cells; is synthesized in the liver; also found in animal foods
**chronic kidney disease**—slow development of kidney failure
**chylomicrons**—the largest lipoprotein; transport lipids after digestion into the body
**chyme**—the food mass as it has been mixed with gastric juices
**chymotrypsin**—pancreatic enzyme necessary for the digestion of proteins
**circulation**—the body process whereby the blood is moved throughout the body
**cirrhosis**—generic term for liver disease characterized by cell loss
**clinical examination**—physical observation
**coagulation**—thickening
**cobalamin**—organic compound known as vitamin $B_{12}$
**coenzyme**—an active part of an enzyme
**collagen**—protein substance that holds body cells together
**colon**—the large intestine
**colostomy**—opening from colon to abdomen surface
**coma**—state of unconsciousness
**compensated heart disease**—heart disease in which the heart is able to maintain circulation to all body parts
**complementary proteins**—incomplete proteins that when combined provide all nine essential amino acids
**complete proteins**—proteins that contain all nine essential amino acids
**congestive heart failure (CHF)**—a form of decompensated heart disease
**coronary artery disease**—severe narrowing of the arteries that supply blood to the heart
**crash diets**—fad-type diets intended to reduce weight very quickly; in fact they reduce water, not fat tissue
**creatinine**—an end (waste) product of protein metabolism
**Crohn's disease**—a chronic progressive disorder that causes inflammation, ulcers, and thickening of intestinal walls, sometimes causing obstruction
**cumulative effects**—results of something done repeatedly over many years
**cystine**—a nonessential amino acid
**cysts**—growths

## D

**daily values**—represent percentage per serving of each nutritional item listed on new food labels based on daily intake of 2,000 calories
**decompensated heart disease**—heart disease in which the heart cannot maintain circulation to all body parts
**deficiency disease**—disease caused by the lack of a specific nutrient
**dehydrated**—having lost large amounts of water
**dehydration**—loss of water
**demineralization**—loss of mineral or minerals
**dental caries**—decayed areas on teeth; cavities
**dentition**—arrangement, type, and number of teeth
**depression**—an indentation; or feelings of extreme sadness
**dermatitis**—inflammation of the skin
**descriptors**—terms used to describe something
**denesitized**—having gradually reduced the body's sensitivity (allergic reaction) to specific items
**diabetes mellitus**—chronic disease in which the body lacks the normal ability to metabolize glucose
**diabetic coma**—unconsciousness caused by a state of acidosis due to too much sugar or too little insulin
**dialysis**—mechanical filtration of the blood; used when the kidneys are no longer able to perform normally
**diaphragm**—thin membrane or partition
**dietary fiber**—indigestible parts of plants; absorbs water in large intestine, helping to create soft, bulky stool; some is believed to bind cholesterol in the colon, helping to rid cholesterol from the body; some is believed to lower blood glucose levels

**Dietary Guidelines for Americans**—general goals for optimal nutrient intake
**dietary laws**—rules to be followed in meal planning in some religions
**Dietary Reference Intakes (DRIs)**—combines the Recommended Dietary Allowances, Adequate Intake, Estimated Average Requirements, and Tolerable Upper Intake Levels for individuals into one value representative of the average daily nutrient intake of individuals over time
**dietary-social history**—evaluations of food habits, including client's ability to buy and prepare foods
**dietitian**—a professional trained to assess nutrition status and recommend appropriate diet therapy
**digestion**—breakdown of food in the body in preparation for absorption
**disaccharides**—double sugars that are reduced by hydrolysis to monosaccharides; examples are sucrose, maltose, and lactose
**diuretics**—substances used to increase the amount of urine excreted
**diverticulitis**—inflammation of the diverticula
**diverticulosis**—intestinal disorder characterized by little pockets forming in the sides of the intestines; pockets are called diverticula
**dumping syndrome**—nausea and diarrhea caused by food moving too quickly from the stomach to the small intestine
**duodenal ulcer**—ulcer occurring in the duodenum
**duodenum**—first (and smallest) section of the small intestine
**dysentery**—disease caused by microorganism; characterized by diarrhea
**dyslipidemia**—increased lipids in the blood
**dyspepsia**—gastrointestinal discomfort of vague origin
**dysphagia**—difficulty swallowing

## E

**eclamptic stage**—convulsive stage of toxemia
**edema**—the abnormal retention of fluid by the body
**electrolytes**—chemical compounds that in water break up into electrically charged atoms called ions
**elemental formulas**—those formulas containing products of digestion of proteins, carbohydrates, and fats; also called hydrolyzed formulas
**elimination**—evacuation of wastes
**elimination diet**—limited diet in which only certain foods are allowed; intended to find the food allergen causing reaction
**endocardium**—lining of the heart
**endogenous insulin**—insulin produced within the body
**endometrium**—mucous membrane of the uterus
**endosperm**—the inner part of the kernel of grain; contains the carbohydrate
**end-stage renal disease (ESRD)**—the stage at which the kidneys have lost most or all of their ability to function
**energy balance**—occurs when the caloric value of food ingested equals the kcal expended
**energy imbalance**—eating either too much or too little for the amount of energy expended
**energy requirement**—number of calories required by the body each day
**enriched foods**—foods to which nutrients, usually B vitamins and iron, have been added to improve their nutritional value
**enteral nutrition**—feeding by tube directly into the client's digestive tract
**enterotoxins**—toxins affecting mucous membranes
**enzymes**—organic substances that causes changes in other substances
**esophagitis**—inflammation of mucosal lining of esophagus
**esophagus**—tube leading from the mouth to the stomach; part of the gastrointestinal system
**essential hypertension**—high blood pressure with unknown cause; also called primary hypertension
**essential nutrients**—nutrients found only in food
**estrogen**—hormone secreted by the ovaries
**etiology**—cause
**exchange lists**—lists of foods with interchangeable nutrient and kcal contents; used in specific forms of diet therapy
**exogenous insulin**—insulin produced outside the body
**extracellular**—outside the cell
**extracellular fluid**—water outside the cells; approximately 35% of total body fluid

## F

**fad diets**—currently popular weight-reducing diets; usually nutritionally inadequate and not useful or permanent methods of weight reduction
**fast foods**—restaurant food that is ready to serve before orders are taken
**fat cell theory**—belief that fat cells have a natural drive to regain any weight lost
**fats (lipids)**—highest caloric-value nutrient
**fat-soluble**—can be dissolved in fat
**fatty acids**—a component of fats that determines the classification of the fat
**feces**—solid waste from the large intestine
**fermentation**—changing of sugars and starches to alcohol
**fetal alcohol syndrome (FAS)**—subnormal physical and mental development caused by mother's excessive use of alcohol during pregnancy
**fetal malformations**—physical abnormalities of the fetus
**fetus**—infant in utero
**fibrosis**—development of tough, stringy tissue
**flatulence**—gas in the intestinal tract
**flavonoids**—naturally occurring water-soluble plant pigments that act as antioxidants
**folate/folic acid**—a form of vitamin B, also called folacin; essential for metabolism
**food customs**—food habits
**food diary**—written record of all food and drink ingested in a specified period
**food faddists**—people who have certain beliefs about particular foods or diets
**food poisoning**—foodborne illness
**foodways**—the food traditions or customs of a group of people
**free radical**—atoms or groups of atoms with an odd (unpaired) number of electrons; can be formed when oxygen interacts with certain molecules

**fructose**—the simple sugar (monosaccharide) found in fruit and honey
**fundus (of the stomach)**—upper part of the stomach
**fusion**—a style of cooking that combines ingredients and techniques from different cultures or countries

## G

**galactose**—the simple sugar (monosaccharide) to which lactose is broken down during digestion
**galactosemia**—inherited error in metabolism that prevents normal metabolism of galactose
**galactosuria**—galactose in the urine
**gastric bypass**—surgical reduction of the stomach
**gastric juices**—the digestive secretions of the stomach
**gastric ulcer**—ulcer in the stomach
**gastrin**—hormone released by the stomach
**gastroesophageal reflux (GER)**—backflow of stomach contents into the esophagus
**gastrointestinal (GI) tract**—pertaining to the stomach and intestines
**gastrostomy**—opening created by the surgeon directly into the stomach for enteral nutrition
**genetic predisposition**—inherited tendency
**geriatrics**—the branch of medicine involved with diseases of the elderly
**germ**—embryo or tiny life center of each kernel of grain
**gerontology**—the study of aging
**gestational diabetes**—diabetes occurring during pregnancy; usually disappears after delivery of the infant
**glomerular filtration rate (GFR)**—the rate at which the kidneys filter the blood
**glomerulonephritis**—inflammation of the glomeruli of the kidneys
**glomerulus**—filtering unit in the kidneys
**glucagon**—hormone from alpha cells of pancreas; helps cells release energy
**glucose**—the simple sugar to which carbohydrate must be broken down for absorption; also known as *dextrose*
**gluten**—protein found in grains
**glycerol**—a component of fat; derived form a water-soluble carbohydrate
**glycogen**—glucose as stored in the liver and muscles
**glycogen loading**—process in which the muscle store of glycogen is maximized; also called carboloading
**glycosuria**—excess sugar in the urine
**goiter**—enlarged tissue of the thyroid gland due to a deficiency of iodine

## H

***Heliobacter pylori***—bacteria that can cause peptic ulcer
**heme iron**—part of hemoglobin molecule in animal foods
**hemicellulose**—dietary fiber found in whole grains
**hemodialysis**—cleansing the blood of wastes by circulating the blood through a machine that contains tubing of semipermeable membranes
**hemolysis**—the destruction of red blood cells
**hemorrhage**—unusually heavy bleeding
**hepatitis**—inflammation of the liver caused by viruses, drugs, and alcohol
**HbgA1c**—a blood test to determine how well blood glucose has been controlled for the last 3 months
**hiatal hernia**—condition wherein part of the stomach protrudes through the diaphragm into the chest cavity
**high-density lipoproteins (HDLs)**—lipoproteins that carry cholesterol from cells to the liver for eventual excretion
**homeostasis**—state of physical balance; stable condition
**hormones**—chemical messengers secreted by a variety of glands
**human immunodeficiency virus (HIV)**—a virus that weakens the body's immune system and ultimately leads to AIDS
**hunger**—physiological need for food
**hydrogenation**—the combining of fat with hydrogen, thereby making it a saturated fat and solid at room temperature
**hydrolysis**—the addition of water resulting in the breakdown of the molecule
**hypercholesterolemia**—unusually high levels of cholesterol in blood; also known as high serum cholesterol
**hyperemesis gravidarum**—nausea so severe as to be life-threatening
**hyperglycemia**—excessive amounts of sugar in the blood
**hyperkalemia**—excessive amounts of potassium in the blood
**hyperlipidemia**—excessive amounts of fats in the blood
**hypermetabolic**—higher than normal rate of metabolism
**hypersensitivity**—abnormally strong sensitivity to certain substance(s)
**hypertension**—higher than normal blood pressure
**hyperthyroidism**—condition in which the thyroid gland secretes too much thyroxine and $T_3$; the body's rate of metabolism is unusually high
**hypervitaminosis**—condition caused by excessive ingestion of one or more vitamins
**hypoalbuminemia**—abnormally low amounts of protein in the blood
**hypoglycemia**—subnormal levels of blood sugar
**hypokalemia**—low level of potassium in the blood
**hypothalamus**—area at base of brain that regulates appetite and thirst
**hypothyroidism**—condition in which the thyroid gland secretes too little thyroxine and $T_3$; body metabolism is slower than normal

## I

**iatrogenic malnutrition**—caused by treatment or diagnostic procedures
**ileostomy**—opening from ileum to abdomen surface
**ileum**—last part of the small intestine
**immunity**—ability to resist certain diseases
**inborn errors of metabolism**—congenital disabilities preventing normal metabolism
**incomplete proteins**—proteins that do not contain all of the nine essential amino acids
**infarct**—dead tissue resulting from blocked artery
**inflammatory bowel diseases (IBDs)**—chronic conditions causing inflammation in the gastrointestinal tract
**insecticides**—agents that destroy insects
**insulin**—secretion of the islets of Langerhans in the pancreas gland; essential for the proper metabolism of glucose

**insulin reaction**—hypoglycemia leading to insulin coma caused by too much insulin or too little food
**international units**—units of measurement of some vitamins; 5 μg = 200 international units
**interstitial fluid**—fluid between cells
**intracellular**—within the cell
**intracellular fluid**—water within cells; approximately 65% of total body fluid
**intrinsic factor**—secretion of stomach mucosa essential for $B_{12}$ absorption
**invisible fats**—fats that are not immediately noticeable, such as those in egg yolk, cheese, cream, and salad dressings
**iodized salt**—salt that has had the mineral iodine added for the prevention of goiter
**ions**—electrically charged atoms resulting from chemical reactions
**iron deficiency**—intake of iron is adequate, but the body has no extra iron stored
**iron-deficiency anemia**—condition resulting from inadequate amount of iron in the diet, reducing the amount of oxygen carried by the blood to the cells
**ischemia**—reduced blood flow causing inadequate supply of nutrients and oxygen to, and wastes from, tissues
**islets of Langerhans**—part of the pancreas from which insulin is secreted
**isoleucine**—an amino acid

## J

**jaundice**—yellow cast of the skin and eyes
**jejunostomy**—opening created by the surgeon in the intestine for enteral nutrition
**jejunum**—the middle section comprising about two-fifths of the small intestine

## K

**Kaposi's sarcoma**—type of cancer common to individuals with AIDS
**kcal**—the unit used to measure the fuel value of foods
**Keshan disease**—condition causing abnormalities in the heart muscle
**ketonemia**—ketones collected in the blood
**ketones**—substances to which fatty acids are broken down in the liver
**ketonuria**—ketone bodies in the urine
**ketoacidosis**—condition in which ketones collect in the blood; caused by insufficient glucose available for energy
**kilocalorie**—*see* kcal
**Krebs cycle**—a series of enzymatic reactions that serve as the main source of cellular energy
**kwashiorkor**—deficiency disease caused by extreme lack of protein

## L

**lactase**—enzyme secreted by the small intestine for the digestion of lactose
**lactation**—the period during which the mother is nursing the baby
**lactation specialist**—expert on breastfeeding
**lacteals**—lymphatic vessels in the small intestine that absorb fatty acids and glycerol
**lacto-ovo vegetarian**—vegetarians who will eat dairy products and eggs but no meat, poultry, or fish
**lactose**—the sugar in milk; a disaccharide
**lactose intolerance**—inability to digest lactose because of a lack of the enzyme lactase; causes abdominal cramps and diarrhea
**lacto-vegetarians**—vegetarians who eat dairy products
**lean muscle mass**—mass percentage of muscle tissue
**lecithin**—fatty substance found in plant and animal foods; a natural emulsifier that helps transport fats in the bloodstream; used commercially to make food products smooth
**legumes**—plant food that is grown in a pod; for example, beans or peas
**leucine**—an amino acid
**lignins**—dietary fiber found in the woody parts of vegetables
**linoleic acid**—fatty acid essential for humans; cannot be synthesized by the body
**linolenic acid**—one of three fatty acids needed by the body; cannot be synthesized by the body
**lipids**—fats
**lipoproteins**—carriers of fat in the blood
**longevity**—length of life
**Lofenalac**—commercial infant formula with 95% of phenylalanine removed
**low-density lipoproteins (LDLs)**—carry blood cholesterol to the cells
**lumen**—the hollow area in a tube
**lymphatic system**—transports fat-soluble substances from the small intestine to the vascular system

## M

**macrosomia**—birthweight over 9 pounds
**malignant**—life-threatening
**malnutrition**—poor nutrition
**maltase**—enzyme secreted by the small intestine essential for the digestion of maltose
**maltose**—the double sugar (disaccharide) occurring as a result of the digestion of grain
**maple syrup urine disease (MSUD)**—disease caused by an inborn error of metabolism in which the body cannot metabolize certain amino acids
**marasmus**—severe wasting caused by lack of protein and all nutrients or faulty absorption; PEM
**mechanical digestion**—the part of digestion that requires certain mechanical movement such as chewing, swallowing, and peristalsis
**megadose**—extraordinarily large amount
**megaloblastic anemia**—anemia in which the red blood cells are unusually large and are not completely mature
**mental retardation**—below-normal intellectual capacity
**metabolic**—based on metabolism
**metabolism**—the use of food by the body after digestion which results in energy
**metastasize**—spread of cancer cells from one organ to another
**milliequivalents**—the concentrations of electrolytes in a solution

**mineral**—one of many inorganic substances essential to life and classified generally as minerals
**mirin**—rice wine with 40–50% sugar
**miso**—a thick fermented paste made from soy beans
**modular formulas**—made by combining specific nutrients
**mold**—a type of fungus
**monosaccharides**—simplest carbohydrates; sugars that cannot be further reduced by hydrolysis; examples are glucose, fructose, and galactose
**monosodium glutamate (MSG)**—a form of flavor enhancer containing large amounts of sodium
**monounsaturated fats**—fats that are neither saturated nor polyunsaturated and are thought to play little part in atherosclerosis
**morbid**—damaging to health
**morning sickness**—early morning nausea common to some pregnancies
**mucilage**—gel-forming dietary fiber
**mutations**—changes in the genes
**myelin**—lipoprotein essential for the protection of nerves
**myocardial infarction (MI)**—heart attack; caused by the blockage of an artery leading to the heart
**myocardium**—heart muscle
**myoglobin**—protein compound in muscle that provides oxygen to cells
**MyPyramid**—outline for making selections based on *Dietary Guidelines for America, 2005*. From the U.S. Department of Agriculture

## N

**nasogastric (NG) tube**—tube leading from the nose to the stomach for tube feeding
**necrosis**—tissue death due to lack of blood supply
**negative nitrogen balance**—more nitrogen lost than taken in
**neoplasia**—abnormal development of cells
**neoplasm**—abnormal growth of new tissue
**nephritis**—inflammatory disease of the kidneys
**nephrolithiasis**—kidney, or renal, stones
**nephron**—unit of the kidney containing a glomerulus
**nephrosclerosis**—hardening of renal arteries
**neural tube defects (NTDs)**—congenital malformation of brain and/or spinal column due to failure of neural tube to close during embryonic development
**neuropathy**—nerve damage
**neurotoxins**—toxins affecting the nervous system
**niacin**—B vitamin
**niacin equivalent (NE)**—unit for measuring niacin; 1 NE equals 1 mg niacin or 60 mg tryptophan
**nitrogen**—chemical element found in protein; essential to life
**nitrogen balance**—when nitrogen intake equals nitrogen excreted
**nonheme iron**—iron from animal foods that is not part of the hemoglobin molecule; and all iron from plant foods
**nontropical sprue**—a disorder of the gastrointestinal tract characterized by malabsorption; also called gluten sensitivity
**normal weight**—average weight for size and age
**nourishing**—foods or beverages that provide substantial amounts of essential nutrients
**nutrient**—chemical substance found in food that is necessary for good health
**nutrient density**—nutrient value of foods compared with number of calories
**nutrient requirements**—amounts of specific nutrient needed by the body
**nutrition**—the result of those processes whereby the body takes in and uses food for growth, development, and the maintenance of health
**nutritional status**—one's physical condition as determined by diet
**nutrition assessment**—evaluation of nutritional status
**nutritious**—foods or beverages containing substantial amounts of essential nutrients

## O

**obesity**—excessive body fat, 20% above average
**obstetricians**—doctors who care for mothers during pregnancy and delivery
**occlusions**—blockages
**oliguria**—decreased output of urine to less than 500 ml a day
**omega-3 fatty acids**—polyunsaturated fatty acids found in fish oil; may contribute to reduction of coronary artery disease
**oncologist**—doctor specializing in the study of cancer
**oncology**—the study of cancer
**on demand**—feeding infants as they desire
**opportunistic infections**—caused by microorganisms that are present but that do not normally affect people with healthy immune systems
**osmolality**—number of particles per kilogram of solution; solutions with high osmolality exert more pressure than do those with fewer particles
**osmosis**—movement of a substance through a semipermeable membrane
**osteomalacia**—a condition in which bones become soft, usually in adult women, because of calcium loss
**osteoporosis**—condition in which bones become brittle because there have been insufficient mineral deposits, especially calcium
**overweight**—weight 10%–20% above average
**oral diabetes medication**—oral hypoglycemic agents; medications that may be given to type 2 diabetics to lower blood glucose

## P

**pancreas**—gland that secretes enzymes essential for digestion and insulin, which is essential for glucose metabolism
**pancreatic amylase**—the enzyme secreted by the pancreas that is essential for the digestion of starch
**pancreatic lipase**—the enzyme secreted by the pancreas that is essential for the digestion of fat
**pancreatic proteases**—enzymes secreted by the pancreas that are essential for the digestion of protein
**pancreatitis**—inflammation of the pancreas
**pantothenic acid**—a B vitamin
**parenteral nutrition**—nutrition provided via a vein
**pathogens**—disease-causing agents
**pectin**—edible thickening agent

**peer pressure**—pressure of one's friends and colleagues of the same age
**peers**—people who are approximately one's own age
**pellagra**—deficiency disease caused by a lack of niacin
**pepsin**—an enzyme secreted by the stomach that is essential for the digestion of proteins
**peptic ulcer**—ulcer of the stomach or duodenum
**peptidases**—enzymes secreted by the small intestine that are essential for the digestion of protein
**pericardium**—outer covering of the heart
**periodontal disease**—disease of the mouth and gums
**peripheral vascular disease (PVD)**—narrowed arteries some distance from the heart
**peripheral vein**—a vein that is near the surface of the skin
**peristalsis**—rhythmical movement of the intestinal tract; moves the chyme along
**peritoneal dialysis**—removal of waste products from the blood by injecting the flushing solution into the abdomen and using the client's peritoneum as the semipermeable membrane
**pernicious anemia**—severe, chronic anemia caused by a deficiency of vitamin $B_{12}$; usually due to the body's inability to absorb $B_{12}$
**pH**—symbol for the degree of acidity or alkalinity of a solution
**phenylalanine**—an amino acid
**phenylalanine hydroxylase**—liver enzyme necessary to metabolize the amino acid phenylalanine
**phenylketonuria (PKU)**—condition caused by an inborn error of metabolism in which the infant lacks an enzyme necessary to metabolize the amino acid phenylalanine
**phenylpropanolamine**—constituent of diet pills; can damage blood vessels
**phlebitis**—inflammation of a vein
**physical trauma**—extreme physical stress
**physiological**—relating to bodily functions
**phytochemicals**—substances occurring naturally in plant foods
**pica**—abnormal craving for nonfood substance
**placenta**—organ in the uterus that links blood supplies of mother and infant
**plaque**—fatty deposit on interior of artery walls
**plateau period**—period in which there is no change
**polycystic kidney disease**—rare, hereditary kidney disease causing cysts or growths on the kidneys that can ultimately cause kidney failure in middle age
**polydipsia**—abnormal thirst
**polymeric formulas**—commercially prepared formulas for tube feedings that contain intact proteins, carbo- hydrates, and fats that require digestion
**polypeptides**—10 or more amino acids bonded together
**polyphagia**—excess hunger
**polysaccharides**—complex carbohydrates containing combinations of monosaccharides; examples include starch, dextrin, cellulose, and glycogen
**polyunsaturated fats**—fats whose carbon atoms contain only limited amounts of hydrogen
**polyuria**—excessive urination
**positive nitrogen balance**—nitrogen intake exceeds outgo
**precursor**—something that comes before something else; in vitamins it is also called a provitamin, something from which the body can synthesize the specific vitamin
**pregnancy-induced hypertension (PIH)**—typically occurs during late pregnancy; characterized by high blood pressure, albumin in the urine, and edema
**pressure ulcers**—bedsores
**primary hypertension**—high blood pressure resulting from an unknown cause
**prohormone**—substance that precedes the hormone and from which the body can synthesize the hormone
**protein**—the only one of six essential nutrients containing nitrogen
**protein energy malnutrition (PEM)**—marasmus and kwashiorkor
**proteinuria**—protein in the urine
**provitamin**—a precursor of a vitamin
**psychosocial development**—relating to both psychological and social development
**purines**—end products of nucleoprotein metabolism
**pylorus**—the end of the stomach nearest the intestine

## R

**resting energy expenditure (REE)**—*see* basal metabolism rate
**regurgitation**—vomiting
**renal stones**—kidney stones
**renal threshold**—kidneys' capacity
**resection**—reduction
**respiration**—breathing
**retardation**—slowing
**retinol**—the preformed vitamin A
**retinol equivalent (RE)**—the equivalent of 3.33 IU of vitamin A
**retinopathy**—damage to small blood vessels in the eyes
**riboflavin**—the name for vitamin $B_2$
**rickets**—deficiency disease caused by the lack of vitamin D; causes malformed bones and pain in infants

## S

**saliva**—secretion of the salivary glands
**salivary amylase**—also called ptyalin; the enzyme secreted by the salivary glands to act on starch
**salmonella**—an infection caused by the *Salmonella* bacteria
**satiety**—feeling of satisfaction; fullness
**saturated fats**—fats whose carbon atoms contain all of the hydrogen atoms they can; considered a contributory factor in atherosclerosis
**scurvy**—a deficiency disease caused by a lack of vitamin C
**secondary hypertension**—high blood pressure caused by another condition such as kidney disease
**secretin**—the hormone that causes the pancreas to release sodium bicarbonate to neutralize acidity of the chyme
**self-esteem**—feelings of self-worth
**sepsis**—infection of the blood
**serum cholesterol**—cholesterol in the blood
**set-point theory**—belief that everyone has a natural weight ("set point") at which the body is most comfortable
**skeletal system**—body's bone structure
**skin tests**—allergy tests using potential allergens on scratches on the skin

**solute**—the substance dissolved in a solution
**solvent**—liquid part of a solution
**spina bifida**—spinal cord or spinal fluid bulge through the back
**spontaneous abortion**—occurring naturally; miscarriage
**Staphylococcus (staph)**—genus of bacteria causing food poisoning called "staph" or "staphylococcal poisoning"
**starch**—polysaccharide found in grains and vegetables
**stasis**—stoppage or slowing
**steatorrhea**—abnormal amounts of fat in the feces
**sterile**—free of infectious organisms
**stoma**—surgically created opening in the abdominal wall
**stomach banding**—surgical reduction of stomach, but to lesser degree than bypass
**sucralose**—a sweetener made from molecule of sugar
**sucrase**—enzyme secreted by the small intestine to aid in digestion of sucrose
**sucrose**—a double sugar or disaccharide; examples are granulated, powdered, and brown sugar

## T

**tetany**—involuntary muscle movement
**thiamine**—vitamin $B_1$
**thrombosis**—blockage, as a blood clot
**thrombus**—blood clot
**tocotrienols**—a form of vitamin E
**total parenteral nutrition**—*see* TPN
**toxicity**—state of being poisonous
**TPN**—total parenteral nutrition; process of providing all nutrients intravenously
**trans-fatty acids (TFAs)**—produced by adding hydrogen atoms to a liquid fat, making it a solid
**transferase**—a liver enzyme necessary for the metabolism of galactose
**trichinosis**—disease caused by the parasitic roundworm *Trichinella spiralis*; can be transmitted through under-cooked pork
**triglycerides**—combinations of fatty acids and glycerol
**trimester**—3-month period; commonly used to denote periods of pregnancy
**trypsin**—pancreatic enzyme; helps digest proteins
**tube feeding (TF)**—feeding by tube directly into the stomach or intestine
**24-hour recall**—listing the types, amounts, and preparation of all foods eaten in the past 24 hours
**type 1 diabetes**—diabetes occurring suddenly between the ages of 1 and 40; clients secrete little, if any, insulin and require insulin injections and a carefully controlled diet
**type 2 diabetes**— diabetes occurring after age 40; onset is gradual, and production of insulin gradually diminishes; can usually be controlled by diet and exercise

## U

**ulcerative colitis**—disease characterized by inflammation and ulceration of the colon, rectum, and sometimes entire large intestine
**underweight**—weight that is 10%–15% below average
**urea**—chief nitrogenous waste product of protein metabolism
**uremia**—condition in which protein wastes are circulating in the blood
**ureters**—tubes leading from the kidneys to the bladder
**uric acid**—one of the nitrogenous waste products of protein metabolism
**urticaria**—hives; common allergic reaction

## V

**valine**—an amino acid
**vascular disease**—disease of the blood vessels
**vascular osmotic pressure**—high concentration of electrolytes in the blood; low blood volume or blood pressure
**vascular system**—circulatory system
**vegans**—vegetarians who avoid all animal foods
**very-low-density lipoproteins (VLDLs)**—lipoproteins made by the liver to transport lipids throughout the body
**villi**—the tiny, hairlike structures in the small intestines through which nutrients are absorbed
**visible fats**—fats in foods that are purchased and used as fats, such as butter or margarine
**vitamins**—organic substances necessary for life although they do not, independently, provide energy
**vitamin supplements**—concentrated forms of vitamins; may be in tablet or liquid form

## W

**wasabi**—Japanese horseradish
**water**—major constituent of all living cells; composed of hydrogen and oxygen
**water-soluble**—can be dissolved in water
**weaning**—training an infant to drink from the cup instead of the nipple
**wellness**—a way of life that integrates body, mind, and spirit
**whey**—the liquid part of milk that separates from the curd (solid part) during the making of hard cheese

## X

**xerophthalmia**—serious eye disease characterized by dry mucous membranes of the eye, caused by a deficiency of vitamin A
**xerostomia**—sore, dry mouth caused by a reduction of salivary secretions; may be caused by radiation for treatment of cancer

## Y

**yo-yo effect**—refers to crash diets; the dieter's weight goes up and down over short periods because these diets do not change eating habits

# REFERENCES


American Academy of Pediatrics. (2003, June). Diagnosing, treating and managing food allergies in children. *Pediatrics* (Supplement). Retrieved January 19, 2005, from http://pediatrics.aapublications.org.

American Academy of Pediatrics. (2003, June). *Pediatrics, 111*(6) Suppl. Retrieved January 19, 2005, from http://pediatrics.aapublications.org/content/vol1111/issue6/index/shtml#suppLS2.

American Cancer Society. (2003). *Resolve to reduce your risk of cancer.* Retrieved June 14, 2006, from http://www.cancer.org/docroot/NWS/content/NWS_2_1x_Resolve_to_Reduce_Your_Risk_of_Cancer.asp.

American Diabetes Association. *Pop star Nick Jonas speaks out about diabetes.* Retrieved June 26, 2008, from http://www.diabetes.org.

American Diabetes Association. *Total prevalence of diabetes and pre-diabetes.* Retrieved June 24, 2009, from https://www.diabetes.org/diabetes-statistics/prevalence.jsp.

American Diabetes Association and the American Dietetic Association. (1995). *Exchange list for meal planning.* Alexandria, VA: American Diabetes Association.

American Heart Association. *High-protein diets.* Retrieved January 2009 from http://www.americanheart.org.

Atlanta Journal-Constitution. *Obesity.* Retrieved June 15, 2006, from http://www.ajc.com.

Bakalar, N. (2005). Healthful benefits seen in teen diets with zinc. *New York Times*, April 7.

Bitomsky, M. (2001, September 29). Yogurt, fermented drinks good for bowel disease. *Reuters Health.*

Brody, J. (2005). What's good for the heart is good for the head. *New York Times*, March 22.

California bans soda in public high schools. (n.d.). *MSNBC News.* Retrieved January 19, 2006, from http://www.msnbc.msn.com/id/9355436.

CalorieLab. (2008). *United States of obesity 2008 map.* Retrieved from http://www.calorielab.com.

CBS News/Health. (2008, June 10). *Infant weight gain may predict obesity.* Retrieved June 23, 2009, from http://www.cbsnews.com/stories/2008/06/10/health/webmd/main4168435.shtml?tag=contentMain;contentBody.

Centers for Disease Control and Prevention, National Center for Health Statistics, in collaboration with the National Center for Chronic Disease Prevention and Health Promotion. (2000/2005) *2000 CDC growth charts: United States.* Retrieved June 23, 2009, from http://www.cdc.gov/growthcharts.

Centers for Disease Control and Prevention. (2005). Retrieved from http://www.cdc.gov.

Centers for Disease Control and Prevention, Division of Birth Defects, National Center on Birth Defects and Developmental Disabilities. (2009, October 7) *Folic acid.* Retrieved January 2009 from http://www.cdc.gov.

Chait, J. (2003, February). Siblings of African American with diabetes often have kidney problems, too. *Diabetes Health Magazine—American Journal of Kidney Diseases.* Retrieved June 19, 2009, from http://www.diabeteshealth.com.

Dakss, B. (2005, April 15). Runners: Beware too much water. CBS News, *The Early Show.* Retrieved from http://www.cbsnews.com/stories/2005/04/15/earlyshow/contributors/emilysenay/main688487.shtml.

Discovery Health. (2003). *Two-for-one portions are double trouble.* Retrieved June 15, 2006, from http://www.health.discovery.com.

Farshchi, H., Taylor, M., & Macdonald, I. (2005, February). Deleterious effects of omitting breakfast on insulin sensitivity and fasting lipid profiles in healthy lean women. *American Journal of Clinical Nutrition, 81,* 388–396.

Food and Nutrition Board, Institute of Medicine, & National Academies of Science. (2002). *Dietary reference intakes for energy, carbohydrates, fiber, fat, fatty acids, cholesterol, protein, and amino acids.* Retrieved June 15, 2006, from http://www.iom.edu/?id=4340&redirect=0.

Food and Nutrition Board, National Academies of Science, & Institute of Medicine. (1997). *Dietary reference intakes for calcium, phosphorus, magnesium, vitamin D, and fluoride.*

Retrieved June 15, 2006, from http://www.iom.edu/CMS/3788/4008/4253.aspx.

Food and Nutrition Board, National Academies of Sciences, & Institute of Medicine. (2001). *Dietary reference intakes for vitamin A, vitamin K, arsenic, boron, chromium, copper, iodine, iron, manganese, molybdenum, nickel, silicon, vanadium, and zinc.* Retrieved June 15, 2006, from http://www.iom.edu/CMS/3788/4574/8521.aspx.

Food and Nutrition Board, Institute of Medicine of the National Academies. (2005). *Dietary reference intakes for energy, carbohydrate, fiber, fat, fatty acids, cholesterol, protein, and amino acids.* Washington, DC: National Academy Press.

Food and Nutrition Service, U.S. Department of Agriculture. (1990). *Meal pattern requirements and offer verses serve manual.* Adapted from Publication FNS-265. Retrieved June 23, 2009, from http://www.fns.usda.gov/fns/search "fns-265".

Food and Nutrition Service, U.S. Department of Agriculture. (2005, September). *Children's activity pyramid.* Retrieved June 23, 2009, from http://teamnutrition.usda.gov/Resources/moveit.pdf.

Food and Nutrition Service, U.S. Department of Agriculture. (2005, September). *My Pyramid for kids.* (September 2005). Retrieved June 23, 2009, from http://teamnutrition.usda.gov/Resources/mpk_poster2.pdf.

Food and Nutrition Service, U.S. Department of Agriculture, Centers for Disease Control and Prevention, U.S. Department of Education. (2005, January). *Making it happen! School nutrition success stories.* Retrieved May 4, 2006, from http://apps.nccd.cdc.gov/MIH/MainPage.aspx.

Gebhardt, S. E., & Thomas, R. G. (2002). *Nutritive value of foods.* (Agricultural Research Home and Garden Bulletin, 72, 14–89.)

Harris, J. H., & Benedict, F. (1919). *A biometric study of basal metabolism in man.* Washington, DC: Carnegie Institute of Washington.

Hoyert, D. L., Kung, H. C., & Smith, B. L. (2005). Deaths: Preliminary data for 2003. *National Vital Statistics Reports, 53*(15). Hyattsville, MD: National Center for Health Statistics.

Human Nutrition Information Service, USDA. (1990, June). *Report of the Dietary Guidelines Committee on the Dietary Guidelines for Americans—1990.* Hyattsville, MD: U.S. Government Printing Office.

Human Nutrition Information Service, USDA. (2000). *Report of the Dietary Guidelines Advisory Committee on the Dietary Guidelines for Americans—2000.* Hyattsville, MD: U.S. Government Printing Office.

KidsHealth, The Nemours Foundation. (2008, December). *Eating disorders* from http://kidshealth.org/parent/food/problems/eating_disorders.html.

Levitsky, D., & Youn, T. (2004). The more food young adults are served, the more they overeat. *Journal of Nutrition, 134,* 2546–2549. Retrieved from http://jn.nutrition.org.

Lose an inch in a pinch. (2004, May). *Associated Press.* Retrieved from http://www.kmov.com.

Medline/Reuters, October 14, 2005.

Meisel, P., & American Heart Association. (2005). Hypertension diabetes: Chocolate with a single remedy? *Hypertension, 46*(2), 398–405. Retrieved from http://hyper.ahajournals.org.

Men's Fitness. (2009). *2009 Fattest cities in America.* Retrieved June 24, 2009, from http://www.mensfitness.com

MSNBC News/Health, (n.d.). *California bans soda in public high schools.* Retrieved January 19, 2006.

National Academy of Sciences. (1989). *Recommended dietary allowances* (10th ed.). Washington, DC: National Academy Press.

National Academy of Sciences. (2006, August). *Dietary reference intakes: The essential guide to nutrient requirements.* Washington, DC: National Academy Press.

National Academy of Sciences. (1998). *DRI report.* Retrieved from http://www.nap.edu.

National Academy of Sciences. (2001). *Adequate intakes for selected minerals.* Washington, DC: National Academy Press.

National Center for Complementary and Alternative Medicine, National Institutes of Health. (2008). *An introduction to probiotics.* Retrieved June 24, 2009, from http://nccam.nih.gov/health/probiotics/#effects.

National Diabetes Education Program, National Institutes of Health. *Lifestyle changes especially effective at preventing type 2 diabetes in adults aged 60 and older.* Data compiled December 2, 2005, from http://ndep.nih.gov.

National Institute of Arthritis and Musculoskeletal and Skin Diseases, National Institutes of Health. *Osteoporosis overview.* Retrieved June 2009 from http://www.niams.nih.gov/Health_Info/Bone/Osteoporosis/default.asp.

National Institutes of Health, Osteoporosis and Related Bone Diseases Resource Center. (2000, October). Osteoporosis overview. Retrieved June 15, 2006, from http://www.osteo.org/osteo.html.

National Institutes of Health. (2001, February). Study shows new link between salt sensitivity and risk of death [news release]. Retrieved June 15, 2006, from http://www.nih.gov/news/pr/feb2001/nhlbi-15.htm.

National Institutes of Health. (2005). Lifestyle changes especially effective at preventing type 2 diabetes in adults aged 60 and older. Data complied and retrieved December 2, 2005, from http://www.ndep.nih.gov/campaigns/tools.htm.

National Kidney Foundation. (2005, October 4). Canadian to help fight kidney disease. Retrieved from http://www.kidney.org/news/newsroom/newsitem.cFm?id=270.

National Kidney Foundation. (2008, August 1). *Kidney disease linked to dementia* [news release]. Retrieved June 24, 2009, from http://www.kidney.org/news/newsroom/newsitem.cfm?id=87&&cid=63.

Nelson, J. K., Moxness, K. E., Gastineau, C. F., & Jenson, M. D. (1994). *Mayo Clinic diet manual: A handbook of nutrition practices* (7th ed.). St. Louis, MO: Mosby.

Obesity. (2005). *Atlanta Journal-Constitution.* Retrieved June 15, 2006, from http://www.ajc.com/health/healthfd/shared/health/adam/ency/article/003101.html.

Partnership for Food Safety Education. (2006, April). *Fight food-borne bacteria: Four simple steps to food safety* [brochure]. Retrieved from http://www.fightbac.org.

People eat more when they are served more. (2004, October). *Journal of Nutrition, 134,* 2546–2549.

Protein in human milk reduces risk of obesity. (2004, May). *Medical Study News.* Retrieved June 15, 2006, from http://www.news-medical.net/?id=1173.

Rosenberg, K. D., Gelow, J. M., & Sandoval, A. P. (2004, May). Pregnancy intendedness and the use of periconceptual folic acid. *Pediatrics, 111*(5), 1142–1145.

Runners: Beware too much water. (2005, April 15). *CBS News.* Retrieved from http://www.cbsnews.com/stories/2005/04/12/earlyshow/contributors/emilysenay.

Saint Louis University. (2004, March 19). *Aging successfully* [newsletter].

Spratto, G. R., & Woods, A. L. (2006). *PDR nurse's drug handbook.* Clifton Park, NY: Thomson Delmar Learning and Medical Economics of Thomson Healthcare.

Texas Heart Institute, Texas Heart Institute Information Center. (2008, August). *Tips for reducing salt intake.* Retrieved June 24, 2009, from http://www.texasheartinstitute.org/HIC/Topics/HSmart/saltips.cfm.

The Medical News. (2004, May). *Protein in human milk reduces risk of obesity.* Retrieved June 23, 2009, from http://www.news-medical.net/news/2004/05/03/1173.aspx.

Trecroci, D. (2005, November). Mark Consuelos encourages Type 2s and their loved ones to take "diabetes freedom" pledge. *Diabetes Health.* Retrieved June 15, 2006, from http://www.diabeteshealth.com/read,1038,4445.html.

Tufts University. (2005, June). Happiness and your heart. *Health and Nutrition Letter.*

Two-for-one portions are double trouble. (2003). *Discovery Health.* Retrieved June 15, 2006, from http://health.discovery.com/news/afp/20030630/portionsize.html.

University of Colorado at Boulder. (2005, June 14). *Walk slowly for weight loss, according to CU-Boulder study* [news release]. Retrieved June 24, 2009, from http://colorado.edu/news/releases/2005/252.html.

U.S. Department of Agriculture. (2002). *Nutritive values of foods.* Home and Garden Bulletin, No. 72 (Rev. ed.).

U.S. Department of Agriculture. (2005). *MyPyramid food intake patterns.* Retrieved December 2, 2005, from http://www.mypyramid.gov/professionals/pdf_food_intake.html.

U.S. Department of Agriculture, Agricultural Research Service. (2005). *USDA national nutrient database for standard reference, release 18.* Retrieved June 13, 2006, from http://www.ars.usda.gov/ba/bhnrc/ndl.

U.S. Department of Agriculture, Center for Nutrition Policy and Promotion. (2005, April). Publication CNPP-XX. Washington, DC: Author.

U.S. Department of Agriculture, Center for Nutrition Policy and Promotion. (2005). *MyPyramid.* Retrieved from http://www.MyPryamid.gov.

U.S. Department of Agriculture, Center for Nutrition Policy and Promotion. (2005, April). *MyPyramid food intake patterns.* Retrieved from http://www.mypyramid.gov/downloads/MyPyramid_Food_Intake_Patterns.pdf.

U.S. Department of Agriculture, Center for Nutrition Policy and Promotion. (2005). *Report of the Dietary Guidelines Advisory Committee on the dietary guidelines for Americans, 1990.* Retrieved June 24, 2009, from http://www.cnpp.usda.gov/Publications/DietaryGuidelines/1990/DG1990pub.pdf.

U.S. Department of Agriculture, Food Safety and Inspection Service. Retrieved from http://www.fsis.usda.gov.

U.S. Department of Agriculture & U.S. Department of Health and Human Services. (1990). *Dietary guidelines for Americans* (3rd ed.). Retrieved May 5, 2005 from http://www.nal.usda.goc/fnic/dga/weight.htm.

U.S. Department of Agriculture & U.S. Department of Health and Human Services. (1990). Maintain healthy weight. In *Nutrition and your health: Dietary guidelines for Americans.* (Home and Garden Bulletin No. 232.) Retrieved May 5, 2005, from http://www.nal.usda.gov/fnic/dga/weight.htm.

U.S. Department of Agriculture & U.S. Department of Health and Human Services. (2005). *Dietary guidelines for Americans 2005* (6th ed.). Washington, DC: U.S. Government Printing Office.

U.S. Department of Agriculture & U.S. Department of Health and Human Services. (2005). *MyPyramid food guidance system.* Retrieved from http://www.mypyramid.gov.

U.S. Department of Agriculture & U.S. Department of Health and Human Services. (2005). *Nutrition and your health: Dietary guidelines for Americans* (6th ed.).

U.S. Department of Health and Human Services and U.S. Department of Agriculture. (2005). *Dietary guidelines for Americans* (3rd ed.). Retrieved June 19, 2009, from http://www.cnpp.usda.gov/Publications/DietaryGuidelines/1990/DG1990pub.pdf.

U.S. Department of Health and Human Services and U.S. Department of Agriculture. (2005, January). *Dietary guidelines for Americans* (6th ed.). Washington, DC: U.S. Government Printing Office. Retrieved from http://www.healthierus.gov/dietaryguidelines.

Walk slowly for weight loss. (2005, May). University of Colorado at Boulder [news release]. Retrieved June 15,

2006, from http://www.colorado.edu/news/releases/2005/252.html.

Wheat Foods Council. (2005). Twists and turns of fad diets. Retrieved from http://www.wheatfoods.org.

White, L. (2005). *Foundations of adult health nursing* (2nd ed.). Clifton Park, NY: Delmar Cengage Learning.

Yara, S., & MSNBC/Health. (2005, October). *Best and worst vending machine snacks.* Retrieved June 23, 2009, from http://www.msnbc.msn.com/id/9620780.

# BIBLIOGRAPHY


## BOOKS

Brown, J.E., et al. (2007). *Nutritions through the life cycle* (3rd ed.). Belmont, CA: Wadsworth Publishing, Co.

Cataldo, C. B. (2003). *Nutrition and diet therapy* (6th ed.). Belmont, CA: Wadsworth Publishing Company.

Dudek, S. G. (2006). *Nutrition essentials for nursing practice* (5th ed.). Philadelphia: Lippincott.

Escott-Stump, S., (2007). *Nutrition and diagnosis—related care* (6th ed.). Philadelphia: Lippincott.

American Dietetic Association (2007). How to spot a food fad, from http://www.eatright.org.

Grodner, M., Long, S., & DeYoung, S. (2004). *Foundations and clinical applications of nutrition: A nursing approach* (3rd ed.). St. Louis, MO: Mosby.

Lutz, C. A., & Rutherford, K. P. (2006). *Nutrition and diet therapy* (4th ed.). Philadelphia: Davis.

Mahan, L. K., & Escott-Stump, S. (2007). *Krause's food nutrition and diet therapy* (11th ed.). Philadelphia: Saunders.

Mitchell, M. K. (2002). *Nutrition across the life span* (2nd ed.). Philadelphia: Saunders.

National Kidney Foundation. (2005, October 4). Comedian to help fight kidney disease since having a transplant. Retrieved April 4, 2006, from http://www.kidney.org/news/ newsroom/newsitem.cfm?id=270

Osteometer MediTech. (2004). *Risk factors.* Retrieved from http://www.osteometer.com/osteoporosis/facts.htm

Pronnsky, Z. M. (2008). *Food—medication interactions* (15th ed.). Birchrunville, PA.

Samour, P. (2009). *Pediatric nutrition handbook* (6th ed.). Boston, MA: Jones and Bartlett Inc.

Satter, Ellyn (2000). Child of Mine: Feeding with love and good sense. Bull Publishing Company.

Sizer, S., Whitney, E. (2007). *Nutrition: concepts and controversies* (11th ed.). Salt Lake City, UT: Brooks Cole Publishing Company.

Trahms, C. M., & Pipes P. (2001). *Nutrition in infancy and childhood* (7th ed.). New York: McGraw-Hill.

Wardlaw, G. M., & Insel, P. M. (2002). *Perspectives in nutrition* (6th ed.). New York: Mosby-Year Book.

Whitney, E. N., DeBruyne, L. K., Pinna, K., & Rolfes, S. R. (2007). *Nutrition for health & health care* (3rd ed.). Belmont, CA: Wadsworth Publishing Company.

Whitney, E. N., & Rolfes, S. R. (2005). *Understanding nutrition* (10th ed.). Belmont, CA: Wadsworth Publishing Company.

Williams, S. R. (2005). *Basic nutrition and diet therapy* (12th ed.). St. Louis, MO: Mosby.

Worthington-Roberts, B. S., & Williams, S. R. (Eds.). (2000). *Nutrition throughout the life cycle.* New York: McGraw-Hill.

## PERIODICALS AND PUBLICATIONS

American Dietetic Association (2007). How to spot a food fad, from http://www.eatright.org.

American Heart Association. (2005). AHA Scientific Statement. Dietary recommendations for children and adolescents. *Circulation, 112,* 1061–1075.

Amylin Pharmaceuticals. (n.d.). First-in-class, incretin mimetic. Retrieved from http://www.Byetta.com

Barclay, L. (2005). American Heart Association updates guidelines for children. Retrieved April 4, 2006, from http://www.medscape.com/viewarticle/513792

Browning, R., & Kram, R. (2005, May). Energetic cost and preferred speed of walking in obese vs. normal weight women. *Obesity Research, 13,* 891–899.

California wants to serve a warning with fries. (n.d.). *New York Times.* Retrieved October 10, 2005, from http://www.nytimes.com

Calorie Control Council. (2005). Percentage of obese Americans increases in most states. Retrieved September 19, 2005, from http://www.caloriecontrol.org

Centers for Disease Control and Prevention. (2006). BMI—Body mass index: BMI for children and teens. Retrieved June 8, 2006, from http://www.cdc.gov/nccdphp/dnpa/bmi/ childrens_ BMI/about_childrens_BMI.htm

Centers for Disease Control and Prevention. (2005). Overweight and obesity: Home. Retrieved April, 12 2005 from http://www.cdc.gov

Centers for Disease Control and Prevention and National Center for Health Statistics. (n.d.). *Prevalence of overweight among children and adolescents: United States, 1999–2002.* Retrieved June 8, 2006, from http://www.cdc.gov/nchs/products/ pubs/pubd/hestats/overwght99.htm

Collins, N. (2001, March/April). Tube feeding and pressure ulcers. *Advances in Skin and Wound Care.*

Coply, J. (2008). Health benefits of chocolate, from http://www.food-facts.suite101.com.

*Diabetic-Lifestyle Online Magazine.* (2004, December). Diabetes and osteoporosis. Retrieved from http://www.diabetic-lifestyle.com

Enger, S. M., Ross, R. K., Henderson, B., & Bernstein, L. (1997). Breastfeeding history, pregnancy experience and risk of breast cancer. *British Journal of Cancer, 76*(1), 118–123.

Eyre, C. (2007). Orange juice flavonoids fight disease?, from http://beveragedaily.com.

Food-borne illnesses from leafy greens on rise in U.S. (2008), from http://www.health.usnews.com.

Food guide pyramid and portion sizes (2009). from, http://www.rileychildrenshospital.com.

Food & Nutrition Board, Institute of Medicine. (1997). *Dietary reference intakes of calcium, phosphorus, magnesium, vitamin D, and fluoride.* Washington, DC: National Academy Press.

Food & Nutrition Board, Institute of Medicine. (2004). *Dietary reference intakes for water, potassium, sodium, chloride, and sulfate.* Washington, DC: National Academy Press.

Food & Nutrition Board, Institute of Medicine. (1998). *Dietary reference intakes of thiamin, riboflavin, niacin, vitamin $B_6$, folate, vitamin $B_{12}$, pantothenic acid, biotin, and choline.* Washington, DC: National Academy Press.

Food & Nutrition Board, Institute of Medicine. (2000). *Dietary reference intakes for vitamin C, vitamin E, selenium and carotenoids.* Washington, DC: National Academy Press.

Food & Nutrition Board, Institute of Medicine. (2001). *Dietary reference intakes for vitamin A, vitamin K, arsenic, boron, chromium, copper, iodine, iron, manganese, molybdenum, nickel, silicon, vanadium and zinc.* Washington, DC: National Academy Press.

Food & Nutrition Board, Institute of Medicine. (2005). *Dietary reference intakes for energy, carbohydrate, fiber, fat, fatty acids, cholesterol, protein, and amino acids (macronutrients).* Washington, DC: National Academy Press.

Food Insight: Current topics in Food Safety and Nutrition. (2001, July/August). *IACP ON Tour: Exploring the Issues of Food Biotechnology,* 2–3.

Greene, A. (2008). Healthy eating, from http://www.drgreene.com

Greene, A. (2008). Vitamins and children, from http://www.drgreene.com.

Gutzin, S. J., et al. (2003). The safety of oral hypoglycemic agents in the first trimester of pregnancy: A meta analysis. *Canadian Journal of Pharmacology, 42*(4), 303–313.

Hamvas, J., Schwab, R., & Pap, A. (2001). Jejunal feeding in chronic pancreatitis with severe necrosis. *Journal of Pancreas* (Online), *2*(3), 112–116. [Full text] Available: http://www.jcplink.net/prev/200105/200105_5.pdf

Hedley, A. A., et al. (2004). Prevalence of overweight and obesity among US children, adolescents, and adults, 1999–2002. *Journal of the American Medical Association, 291*(23), 2847–2850.

Hellwig, J. (2009). Improving nutrition in the elderly, from http://www.tufts-nemc.org.

Horbul, B. A. (2008). Diet and cancer, from http://www.porcupinehu.on.ca/Nutrition/2008/DietandCancer.com.

Hu, F. B., Manson, J. E., Stampfer, M. J., Colditz, G., Liu, S., Solomon, C. G., & Willett, W. C. (2001). Diet, lifestyle, and the risk of type 2 diabetes mellitus in women. *The New England Journal of Medicine, 345*, 790–797.

Iannelli, V. (2008). Food portion sizes, from http://www.pediatrics.about.com.

Klapprot, J. M. (2008). Celiac sprue, from http://www.enedicine.medscape.com.

Lakdawalla, D., Goldman, D., & Shang, B. (2005, September 26). The health and cost consequences of obesity among the elderly. *Health Affair.*

Lockyear, P. L. B. (2004). Childhood eating behaviors: Developmental and sociocultural consideration. *Medscape OB/GYN & Women's Health 9*(1). Retrieved April 4, 2005, from http://www.medscape.com/viewarticle/467523_print

Michels, K. B., Willett, W. C., Rosner, B. A., Manson, J. E., Hunter, D. J., Colditz, G. A., Hankinson, S. E., & Speizer, F. E. (1996). Prospective assessment of breastfeeding and breast cancer incidence among 89,887 women. *Lancet, 347*, 431–436.

Morey, M. C. (2009). Diet and exercise intervention helps older, overweight cancer survivors reduce functional decline, from http://www.pubs.ama-assn.org.

MSNBC News. (n.d.). California bans soda in public high schools. Retrieved from http://www.msnbc.msn.com

Mukherjee, S., Anlonarakis, E., Asadvzzaman, S., & Peters, J. (2005). Acute psychological stress-induced water intoxication. *International Journal of Psychiatry in Clinical Practice, 9*(2), 142–144.

National Geographic Society. (2005). Some couch potatoes born that way, fat study says. Retrieved June 10, 2005, from http://www.nationalgeographic.com/news/2005/01/0127_050127_couchpotato.html

National Kidney Foundation (2009). Diet and kidney stones, from http://www.kidney.org.

Nordqvist, Christian (2007). Organic tomatoes better for heart and blood pressure, from http://www.medicalnewstoday.com.

Nutrition in the elderly (2009), from http://www.nursingcareguide.com.
Nuts & popcorn may reduce—not raise— diverticulitis danger (2008). from http://www.tuftshealthletter.com.
Office of Dietary Supplements, National Institute of Health (2007). Dietary supplements fact sheet: vitamin B6, from http://www.ods.od.nih.gov.
Ogden, C. L., Carol, M. D., Flegal, K. M. (2008). High body mass index for age among US children in adolescents, from http://www.jama.ama-assn.org.
Pearce, C. B., & Duncan, H. D. (2002). Enteral feeding, nasogastric, nasojejunal, percutaneous endoscopic, gastrostomy vs. jejunostomy; its indications and limitations. *Postgraduate Medical Journal 78,* 198–204.
Regions Hospital. Coming to the burn center. Retrieved December 2005, from http://www.regionshospital.com/Regions/Menu/0,11369,00.html
Rhodes, M. (2009). Facts about fat: the good, the bad, and the ugly, from http://www.food-facts.suite101.com.
Rose, S. (2008). How much do you know about triglycerides?, from http://www.tufts-nemc.org.
Schoenstadt, A. (2008). Calcium deficiency, from http://www.osteoporosis.emedtv.com.
Schroeder-Kassel, K. (2008). Eating a diet moderate in protein-rich foods, from http://www.tufts-nemc.org.
Schroeder-Kassel, K. (2008). Limiting potassium in your diet, from http://www.tufts-nemc.org.
Schroeder-Kassel, K. (2008). Zinc, from http://www.tufts-nemc.org.
Science News (2009). Key regulations of fat cell development discoveries, from http://www.siencedaily.com.
Shashidhar, H. R. (2009). Malnutrition, from http://www.emedicine.medscape.com.
Stroud, M., Duncan, H., & Nightingale, J. (2003). Guidelines for enteral feeding in adult hospital patients. *Gut, 52,* vii1–vii12.
Tangpricha, V. (2008). Vitamin D deficiency and related disorders, from http://emedicine.medscape.com.
University of Maryland Medical Center. (2005). How can gallstones and gallbladder disease be prevented? Retrieved September 19, 2006, from http://www.umm.edu/patiented/articles/how_can_gallstones_gallbladder_disease_be_prevented
U.S. Department of Agriculture. (2005). *MyPyramid.* Retrieved from http://www.mypyramid.gov
U.S. Department of Health & Human Services. (2005). Citing "dangerous increase" in deaths, HHS launches new strategies against overweight epidemic. Retrieved June 12, 2005, from http://www.hhs.gov http://www.hhs/news/2004 pres/20040309. html
U.S. National Library of Medicine. (2005). Gastric bypass (Medline). Retrieved September 19, 2005, from http://www.nlm.nih.gov/medlineplus/print/ency/article/009199. htm

## INTERNET SITES

http://www.academic.cuesta.edu
http://www.answers.com
http://www.asiarecipe.com
http://www.buzzle.com
http://www.chinese-food-info.com
http://www.chinesefood-recipes.com
http://www.content.karger.com
http://www.countriesandcities.com
http://www.echeat.com
http://www.faqs.org
http://www.foodbycountry.com
http://www.globalgourmet.com
http://www.goeasterneurope.com
http://www.helium.com
http://www.iexplore.com
http://www.indianfoodgourmet.com
http://www.indigoguide.com
http://www.japan-guide.com
http://www.jn.nutrition.org
http://www.knet.co.za
http://www.localhistories.org
http://www.myannardot.com
http://www.nal.usda.gov
http://www.nicemeal.com
http://www.norway.hel.com
http://www.ohioline.osu.edu
http://www.outreachworld.org
http://www.puntacana-information-guide.com
http://www.Native-languages.org
http://www.recipes.howstuffworks.com
http://www.southeastasianfoods.about.com
http://www.spicecuisine.com
http://www.strenafoods.com
http://www.topuertorico.org
http://www.uniteam-travel-myanmar.com
http://www.wanogakkou.com
http://www.wikipedia.org
Agricultural Research Service, http://www.ars.usda.gov
AIDS.Org, http://www.aids.org
Alpha Nutrition, http://www.nutramed.com
American Cancer Society, http://www.cancer.org
American Heart Association, http://www.americanheart.com
American Obesity Association, http://www.obesity.org
American Society for Gastrointestinal Endoscopy, http://www.asge.org
American Society for Parenteral and Enteral Nutrition, http://www.clinnutr.org
Arthritis Foundation, http://www.arthritis.org
Cancer Supportive Care, http://www.cancersupportivecare.com
Cycling Performance Tips, http://www.cptips.com
Forbes.com, Inc., http://www.forbes.com

HeartInfo.Org, http://www.heartinfo.org
Indiana State University, http://www.web.indstate.edu
La Leche League International, http://www.lalecheleague.org
March of Dimes Birth Defects Foundation, http://www.marchofdimes.org
Mayo Foundation for Medical Education and Research, http://www.mayoclinic.com
McDonald's, http://www.mcdonalds.com
Medical College of Wisconsin, http://www.healthlink.mcw.edu
National Digestive Diseases Information Clearinghouse, http://www.digestive.niddk.nih.gov
National Geographic Society, http://www.nationalgeographic.com. Search nutrition.
National Kidney Foundation, http://www.kidney.org
National Heart, Lung, and Blood Institute, http://www.nhlbi.nib.gov
National Institute of Diabetes & Digestive & Kidney Diseases, http://www.niddk.nih.gov
National Institutes of Health, http://www.nih.gov
National Library of Medicine, http://www.nlm.nih.gov
National Osteoporosis Foundation, http://www.nof.org
New York Times, http://www.nytimes.com
People Living with Cancer, http://www.plwc.org
Personal MD, http://www.personalmd.com
Quest Health Library, http://www.questhealthlibrary.com
U.S. Centers for Disease Control and Prevention, http://www.cdc.gov
U.S. Department of Agriculture, http://www.usda.gov
U.S. Department of Health & Human Services. http://www.smallstep. gov
U.S. Food and Drug Administration, http://www.fda.gov
U.S. National Agricultural Library, http://www.nal.usda.gov
U.S. National Institute of Allergy and Infectious Disease, http://www.niaid.nih.gov
U.S. National Institutes of Health, http://www.nih.gov
U.S. National Library of Medicine, http://www.nlm.nih.gov
Wikipedia, http://www.wikipedia.org
WorldWide Anaesthetist, http://www.anaesthetist.com

# INDEX


**A**

Absorption, 63, 68–69
  carbohydrates, 87
  cases, 76–77
  fats (lipids), 100, 102–103
  health care professionals, considerations for, 74
  large intestine, 69
  proteins, 114–15
  small intestine, 69
  summary, 74–75
Abstinence, 199
Accessory organ disorders, 389–92
ACE inhibitors, 538
Acid-base balance, 179–80
Acidosis, 161, 180, 317
Acne, 257
Active lifestyles, calorie needs related to, 73
Acute renal failure (ARF), 369
Adequate Intake (AI), 116
  calcium, 158
  chloride, 163
  fluoride, 167
  magnesium, 163
  potassium, 160, 163
  pregnancy and lactation, 207–208
  sodium, 163
  trace minerals, 156
  water, 175
Adipose tissue, 73, 74
Adolescence, 245, 257
  alcohol, 260, 262
  anorexia nervosa, 258–59
  athletes, 263–64
  bulimia, 259
  calcium, 158
  cases, 267
  cocaine, 262
  dairy recommendations for, 34
  dietary requirements, 257–58
  drugs, 262–63
  energy requirements for, 270
  fast foods, 260, 261
  fat recommendations for, 26
  food group recommendations for, 25
  food habits, 257
  health care professionals, considerations for, 265
  marijuana, 262
  MyPyramid calorie levels, 435–36
  overweight, 259–60
  phosphorus, 160
  physical activity for, 24
  pregnancy, 206, 213–14, 221–22
  summary, 265
  tobacco, 262
  trace minerals, 156
  vitamins, 126
Adult rickets. *See* Osteomalacia
Adults, 269–71
  calcium, 158
  calorie requirements, 271–72
  cases, 277–78
  dietary recommendations, 27
  dietary requirements, 271
  fluoride, 167
  French fries, 275
  health care professionals, considerations for, 274
  height and weight, 272
  MyPyramid calorie levels, 436
  nutrition concerns for, 272–73
  phosphorus, 160
  protein intake, 116
  sodium, 163
  summary, 275
  trace minerals, 156
  vitamins, 126, 135
  water, 175
  weight management, 22, 273–74
  *See also* Older adults
Aerobic exercise, 303
Aerobic metabolism, 70
Aflatoxin, 193
African American dietary influences, 41
Age/aging
  dietary recommendations related to, 21
  effects of 279–81
  MyPyramid calorie levels, 435–36
  physical activity and, 24
  *See also* Older adults
AIDS (acquired immune deficiency syndrome), clients with, 416–19
Albumin, 118
Albuminuria, 374
Alcohol
  adolescence, 260, 262
  diabetes mellitus and, 342, 343
  lactation, 216
  pregnancy, 211–13
Alcoholic beverages, 28
Alcoholism, 260
Alkaline, 161
Alkalosis, 161, 180
Allergens, 197
Allergic reactions, to food, 198
Allergies, definition of, 197. *See also* Food allergies
Alpha bonds, 85
Alpha-glucosidase inhibitor, 318
Alzheimer's disease, 274
Amenorrhea, 258
American Academy of Pediatrics, food allergies, 198
American Cancer Society, 286

American College of Gastroenterology, 64
American Diabetes Association, 300, 315, 319, 322, 342, 346, 347
American Dietetic Association, 134, 300, 322, 342, 346, 347
American Heart Association, 36, 104, 117, 256, 296, 353
Amine group, 114
Amino acids, 114–15
Amino acid supplements, 118
Amniocentesis, 235
Amniotic fluid, 205, 206
Amphetamines, 262, 306
Anabolism, 70, 112
Anaerobic metabolism, 70
Analgesic/antipyretic, 538
Analogues, 113
Anemia, 211, 427
Anencephaly, 141
Angina pectoris, 352
Animal insulin, 344
Animal starch. *See* Glycogen
Anorexia, in AIDS clients, 418
Anorexia nervosa, 247, 258–59, 307
Antacids, 538
Anthropometric measurements, 9
Anti-anxiety agents, 538
Antibiotics, 538
Antibodies, 416
Anticoagulants, 538
Antidepressants, 538
Antifungals, 538
Antihistamines, 538
Antioxidants, 133
Anxiety, 246
Appetite, 303
  of AIDS clients, 419
Appetizers, diabetes and, 341
ARC period, 417
Arteriosclerosis, 352
Arthritis, 280, 286
Ascites, 390
Ascorbic acid. *See* Vitamin C
Asian dietary influences, 47–50
Aspartame, 343
Aspirated, 410
Aspiration, 414
Aspirin, 286
Assistance, clients requiring, 426
Atherosclerosis, 8, 286–87, 317, 352–53
Athletes, in adolescence, 263–64
Atkins diet, 104
At-risk individuals, nutritional intake of, 7–8
Avitaminosis (vitamin deficiency), 128
  biotin, 132, 142
  folate, 131, 141
  niacin, 130, 139
  pantothenic acid, 132, 142
  riboflavin, 130, 138–39
  thiamine, 130, 138
  vitamin A, 129, 134
  vitamin $B_6$, 131, 140
  vitamin $B_{12}$, 131, 140
  vitamin C, 132, 143
  vitamin D, 129, 135
  vitamin E, 129, 136
  vitamin K, 130, 137

## B

Bacteria
  cooking temperatures and, 196
  foodborne illnesses caused by, 188–89
Bad cholesterol. *See* Low-density lipoproteins
Balanced diet, 19, 20
Bars, diabetes and, 330
Basal metabolic rate, 71
Basal metabolism rate (BMR), 71, 72
Beans
  diabetes and, 325
  USDA Food Guide, 450, 451
  *See also* Meats and meat substitutes
Bedsores, 427
Beef. *See* Meats
Behavior modification, for weight loss, 303–304
Behaviors, fluid imbalances and, 176
Beriberi, 9, 137
Beta bonds, 85
Beta-carotene, 133
Beverages
  diabetes and, 328, 338–39, 340, 346
  gluten, 387
  nutritive value, 456–58
Bile, 67
Bioavailable, 113
Biochemical tests, 9, 10
Biotin, 126, 132, 142
Blind clients, nutritional care for, 426, 427
Blindness, 9
Blood calcium, regulation of, 157
Blood glucose levels, 319
Blood pressure, 358, 359
Blood tests, 10, 11
Blood urea nitrogen (BUN), 11
Body functions, regulation of, 112
Body mass index (BMI), 250, 296, 297, 299
Body tissue, building and repairing, 112
Bolus, 65
Bolus tube feedings, 413
Bomb calorimeter, 71
Bonding, 226
Bottle feeding, 227–29
Botulism, 190
Bran, 84, 85
Bread
  diabetes and, 323
  fat and cholesterol content of, 101
  hyperlipidemia, 354
  *See also* Cereals and grains
Breakfast
  adults, 274
  gastrointestinal problems, 389
  heart-related benefits of, 9
  high-fiber, 393
  hyperlipidemia, 356
  infants, 232
  low-residue diets, 394
  older adults, 284
  proteins in, 117
Breakfast sandwiches, diabetes and, 340
Breastfeeding. *See* Lactation and breastfeeding
Bronchodilators with theophylline, 538
Brownies, diabetes and, 328–29
Buddhism. *See* Zen-macrobiotic diets
Buffer systems, 179
Bulimia, 247, 258, 259
Burmese dietary influences, 52, 53
Burns, clients with, 415

## C

Cachexia, 403
Caffeine
  lactation, 216
  pregnancy, 211–13
Cajun dietary influences, 42
Cake, diabetes and, 328–29
Calciferol. *See* Vitamin D
Calcium, 152, 156–59
  blood, 157
  Dietary Guidelines for Americans, 440–42
  fast foods, 261
  pregnancy and lactation, 208
  renal diseases, 370, 374
Calcium oxalate stones, 374
California, school soda ban in, 257
Caliper, 9, 296
Calories, 70
  adolescence, 257–58
  adults, 271–72, 274
  children, 248–50
  DASH Eating Plan, 448–49

definition of, 271
Dietary Guidelines for Americans, 437–46
discretionary allowance of, 451–53
enteral nutrition, 413
estimated daily, 73
fast foods, 261
food labeling and, 38
lactation, 215–16
MyPyramid and, 32
nutrients within, 20–21
postsurgery nutritional care, 410–11
underweight, 308
USDA Food Guide, 450, 451–53
weight control and, 300, 301, 302, 303
Calorie shakes and spreads, 308
*Campylobacter jejuni,* 188, 189
Cancer, 286, 399
cases, 407–408
classifications of, 400–401
effects of, 402–403
etiology of, 400
food and, 400–401
food labeling and, 38
health care professionals, considerations for, 405
nutritional care, 403–404
summary, 405
treatment of, 403
Candy, diabetes and, 329
Capillaries, 69
Carbohydrate counting, 321–22
Carbohydrates (CHO), 4, 5, 26–27, 79
cancer and, 404
cases, 93–94
classification, 82–87, 88–89
diabetes and, 320, 322, 328–30, 337–38
dietary requirements, 90
digestion and absorption, 87
enteral feeding, 413
food sources, 81–82
functions, 80–81
health care professionals, considerations for, 90
hyperlipidemia, 354
metabolism and elimination, 87, 90
postsurgery care, 411
presurgery care, 410
summary, 91
Carboloading, 264
Carboxypeptidases, 65, 115
Carcinogens, 70, 400
Carcinomas, 400
Cardiac sphincter, 66
Cardiomyopathy, 257
Cardiovascular, 161
Cardiovascular disease (CVD), 38, 256–57, 286–87, 351–52
atherosclerosis, 352–53
cases, 365–66
congestive heart failure, 357–58
definition, 351, 352
dietary treatment for hypertension, 359–62
health care professionals, considerations for, 362
hyperlipidemia, medical nutrition therapy for, 353–56
hypertension, 358–59
myocardial infarction, 356, 357
summary, 362
Carotenoids, 129, 133
Carriers, 197
Cases
adolescence, 267
adults, 277–78
cancer, 407–408
carbohydrates, 93–94
cardiovascular disease, 365–66
children, 268
client nutritional care, 431–32
diabetes mellitus, 349–50
diet planning, 60–61
digestion, absorption, metabolism, and energy, 76–77
fats (lipids), 107–108
foodborne illnesses and allergies, 202–203
gastrointestinal problems, 397–98
health-nutrition relationship, 15–17
infancy, 242–44
minerals, 171–72
older adults, 289–91
pregnancy, 220–22
proteins, 122–23
renal disease, 378–79
special-needs clients, 421–22
vitamins, 148–49
water, 182–83
weight control, 311–14
Catabolism, 70, 112, 409
Catalysts, 65, 129
Catholic food patterns, 54
Cecum, 67–68
Celiac disease, 387–89
Cellular edema, 177
Cellulose, 83, 85
Centers for Disease Control and Prevention (CDC), 141, 190, 199
Central European dietary influences, 46
Cephalosporins, 538
Cereals and grains
carbohydrates in, 81
children, 249
DASH Eating Plan, 448
diabetes and, 323–24
dietary fiber, 89
Dietary Guidelines for Americans, 24–25
fat and cholesterol content of, 101
gluten, 387
hyperlipidemia, 354
MyPyramid, 30, 31–33
nutritive value, 478–96
proteins and, 114
soluble and insoluble, 86
USDA Food Guide, 450, 451
Cerebrovascular accident (CVA), 353
Cheese. *See* Dairy
Chemical digestion, 65
Chemotherapy, 403
Children, 245–47
calcium, 158
calorie recommendations for, 32
carbohydrate recommendations for, 27
cases, 268
dairy recommendations for, 34
dietary requirements, 248–50
energy requirements for, 270
fat (lipid) recommendations for, 26
fluoride, 167
food group recommendations for, 25
food safety recommendations for, 28
health care professionals, considerations for, 265
MyPyramid calorie levels, 435
obesity, 250–56
osteoporosis and cardiovascular disease, 256–57
phosphorus, 160
physical activity for, 24
protein intake, 116
sodium, 163
summary, 265
trace minerals, 156
type 2 diabetes, 256
vitamins, 126, 135
water, 175
weight management recommendations for, 21–22
Chinese dietary influences, 47–48
Chinese food, 359
Chloride, 153, 162
Chocolate, hypertension and, 358
Cholecalciferol, 134

Cholecystectomy, 391
Cholecystitis, 391
Cholecystokinin (CKK), 67
Cholelithiasis, 391
Cholesterol, 25, 98, 99–100, 101, 353, 355
Cholesterol descriptors, in food labeling, 39
Chromium, 155, 167–68
Chronic diseases, weight management and, 22
Chronic illness, 284–87
Chronic kidney disease, 369
Chylomicrons, 102
Chyme, 66
Chymotrypsin, 65, 67, 115
Cincinnati Children's Hospital Medical Center, 215
Circulation, 5
Cirrhosis, 260, 389–90
Classification
  cancer, 400–401
  carbohydrates, 82–87, 88–89
  diabetes mellitus, 317–19
  fats (lipids), 97–99
  minerals, 152–56
  proteins, 113–14
  renal disease, 369–70
  vitamins, 129
Cleanliness, 194–95
Client nutritional care
  cases, 431–32
  feeding, 424–26
  health care professionals, considerations for, 428
  hospitalized clients, 423–24
  long-term care (elderly), 426–28
  nutritional status, improvement of, 424
  summary, 428–29
  *See also* Special-needs clients
Clinical examination, 9–10
*Clostridium botulinum,* 188, 189, 191
*Clostridium perfringens,* 188, 189, 191
Coagulation, 137
Cobalamin. *See* Vitamin $B_{12}$
Cocaine, 262
Coenzymes, 129
Collagen, 143
Colon, 67–68
Colostomy, 387
Coma, 345
Combination foods, diabetes and, 339–40
Committee on Diet and Health, 104
Compensated heart disease, 352
Complementary proteins, 114
Complete proteins, 112–13
Complex carbohydrates. *See* Polysaccharides
Composition, of proteins, 114
Condiments, diabetes and, 329, 338, 346
Congestive heart failure (CHF), 357–58
Constipating agents, 537
Constipation, 210, 427
Consumers, fats (lipids) and, 103–104
Continuous ambulatory peritoneal dialysis, 372
Continuous tube feedings, 413
Cookies, diabetes and, 328–29
Cooking methods, weight control and, 302–303
Cooking temperatures, 195, 196
Copper, 154, 166–67
Coronary artery disease (CAD), 357
Coronary heart disease, food labeling and, 38
Coumarin anticoagulants, dietary effects of, 538
Crack cocaine, 262
Crackers, diabetes and, 324
Crash diets, 7, 304–305
Creatinine, 368, 369
Creatinine excretion, 11
Creole dietary influences, 42
Crohn's disease, 385, 386
Cultural dietary influences (U.S.), 40–52, 53
Cumulative effects, 8–9
Customs. *See* Food customs
Cycling, water intake and, 180
*Cyclospora cayentanensis,* 188, 189, 191
Cystic fibrosis, in infancy, 234–35
Cystine, 370
Cystine stones, 375
Cysts, 369

## D

Daily calorie needs, estimated, 73
Daily Recommended Intakes (DRIs), minerals, 156
Daily values, 37
Dairy
  children, 249
  DASH Eating Plan, 448
  diabetes and, 327–28, 330
  Dietary Guidelines for Americans, 24, 25
  fat and cholesterol content of, 101
  gluten, 387
  hyperlipidemia, 354, 355
  MyPyramid, 30, 31, 32, 33, 34–35
  nutritive value, 458–64
  proteins, 112, 113, 114
  USDA Food Guide, 450, 451
  *See also* Food sources
Dairy-like foods, diabetes and, 327–28
Dark chocolate, hypertension and, 358
DASH (Dietary Approaches to Stop Hypertension) Eating Plan, 20, 448–49, 359
Deamination, 115
Decompensated heart disease, 352
Deficiency
  calcium, 152, 159
  chloride, 153, 162
  chromium, 155, 167
  copper, 154, 166–67
  fluoride, 155, 167
  iodine, 154, 165
  iron, 154, 165
  magnesium, 153, 162
  manganese, 155, 167
  molybdenum, 155, 167
  phosphorus, 152, 159
  potassium, 153, 160
  selenium, 154, 166
  sodium, 153, 161–62
  sulfur, 153, 163
  water, 176
  zinc, 154, 166
  *See also* Avitaminosis
Deficiency diseases, 8–10
Dehydrated, 177
Dehydration, 161, 177–78
Dementia, kidney disease and, 374
Demineralization, 159
Dentition, 280
Depression, 246
  heart health and, 39
  underweight and, 307
Dermatitis, 198
Descriptors, 38–39
Desensitized, 199
Desserts
  diabetes and, 328–30, 341
  gluten, 387
  *See also* Sweets
Dextrins, 83, 87
Diabetes
  lifestyles and, 134
  pregnancy and, 213
  type 1, 317, 321
  type 2, 256, 317, 321

Diabetes insipidus, 316
Diabetes mellitus, 286, 315–16
alcohol, 343
cases, 349–50
classification, 317–19
definition, 298
dietetic foods, 343
etiology, 316
exchange lists, 322–42
exercise, 344
fiber, 343
health care professionals, considerations for, 345–47
insulin reactions, 345
insulin therapy, 344–45
nutritional management, 320–42
summary, 347
sweeteners, alternative, 343
symptoms, 316–17
treatment, 319
Diabetic coma, 317
Dialysis, 371–72
definition, 369
diet during, 372–74
Diaphragm, 382
Diarrhea, 414, 428
Diarrheal agents, 537
Diet
dialysis and, 372–74
high-fiber, 392–93
kidney transplants and, 374
low-residue, 393–94
residue-controlled, 392–94
*See also* Nutrition; *specific topics*
Diet appropriateness, for older adults, 283–84
Dietary effects, of coumarin anticoagulants, 538
Dietary fiber, 84–87, 88–89
cancer and, 401
diabetes mellitus and, 343
Dietary Guidelines for Americans, 444–45
dietary, 84–87, 88–89
high-fiber diet, 392–93
hyperlipidemia, 355
residue-controlled diets, 392
Dietary Guidelines for Americans, 20
alcoholic beverages, 28
carbohydrates, 26–27
eating patterns, 447–53
fats (lipids), 25–26
food groups, 24–25
food safety, 28–29
food sources of nutrients, 437–46
nutrients within calorie needs, 20–21
physical activity, 22–24
sodium and potassium, 27
weight management, 21–22
Dietary laws, 39
Dietary Reference Intakes (DRIs), 19, 20, 116, 207–208
Dietary requirements
adolescence, 257–58
adults, 271
biotin, 142
calcium, 152, 157–59
carbohydrates, 90
children, 248–50
chloride, 153, 162
chromium, 155, 167
copper, 154, 166
fats (lipids), 104
fluoride, 155, 167
folate, 141
infants, 224–25
iodine, 154, 165
iron, 154, 164–65
lactation, 216
magnesium, 153, 162
manganese, 155, 167
molybdenum, 155, 167
niacin, 139
older adults, 281–82
pantothenic acid, 142
phosphorus, 152, 159
potassium, 153
pregnancy, 207–208
proteins, 115–20
riboflavin, 138
selenium, 154, 166
sodium, 153, 161
sulfur, 153, 163
thiamine, 138
vitamin A, 133
vitamin $B_6$, 140
vitamin $B_{12}$, 140
vitamin C, 143
vitamin D, 135
vitamin E, 136
vitamin K, 137
vitamins, 126–28
water, 175
zinc, 154, 166
Dietary-social history, 9, 11–12
Dietary Supplement Health and Education Act (1994), 144
Dietary treatment
diabetes mellitus, 319
hypertension, 359–62
overweight and obesity, 300–307
renal disease, 370–71
renal stones, 374–75
underweight, 307–309
Dietetic foods, 343
Dietitian, 9
Diet planning, 19–20
cases, 60–61
cultural dietary influences (U.S.), 40–52
Dietary Guidelines for Americans, 19–29
food customs, 39–40
food labeling, 36–39
food patterns, 53–56
health care professionals, considerations for, 56
MyPyramid, 29–36
Diet therapy, 13
diabetes, 322–42, 346–47
galactosemia, 238
hiatal hernia, 382–83
maple syrup urine disease, 239
phenylketonuria. 238
Digestion, 5, 63–65
carbohydrates, 87
cases, 76–77
chemical, 65
definition, 64
esophagus, 66
fats (lipids), 100, 102–103
health care professionals, considerations for, 74
large intestine, 67–68
mechanical, 64
mouth, 65, 66
proteins, 114–15
small intestine, 67
stomach, 66–67
summary, 74–75
Digestive system. *See* Gastrointestinal (GI) tract
Dinner
adults, 274
gastrointestinal problems, 389
high-fiber, 393
hyperlipidemia, 356
infants, 232
low-residue diets, 394
older adults, 284
proteins in, 117
Disaccharides, 82, 83, 84, 87
Discretionary calorie allowance, 451–53
Diseases
fluid imbalances and, 176
weight management and, 22

*See also specific diseases*
Diuretics, 160, 306, 358, 538
Diverticulitis, 384–85
Diverticulosis, 384–85
Dr. Atkins Diet Revolution, 104
Dominican Republic dietary influences, 51–52
Doughnuts, diabetes and, 329–30
Drinks. *See* Beverages
Drug class recommendations, 538–39
Drug-drug interactions, 281
Drug-food interactions, 281, 356, 535–39
Drugs (medicines)
adolescence, 262–63
diabetes, 318–19
hyperlipidemia, 356
lactation, 216
obesity, 306–307
older adults, 281, 286
pregnancy, 211–13
sodium in, 360
Dry beans. *See* Meats and meat substitutes
Dumping syndrome, 305, 411
Duodenal ulcer, 383
Duodenum, 67
Dysentery, 194
Dyslipidemia, 318
Dyspagia, 403
Dyspepsia, 382

## E

Eastern Orthodox food patterns, 55
Eating, drugs taken while, 536–37
Eating disorders. *See* Anorexia; Anorexia nervosa; Bulimia
Eating patterns, in Dietary Guidelines for Americans, 447–53
Eclamptic stage, 211
Economic changes, for older adults, 280
Economic status, food customs associated with, 39
Edema, 161
Eggs
cooking temperatures for, 195
USDA Food Guide, 451
*See also* Meats and meat substitutes
Elderly. *See* Older adults
Electrolyte balance, 175–79
Electrolytes, 152
Elemental formulas, 413
Elimination, 5
carbohydrates, 87, 90
fats (lipids), 103
proteins, 115
Elimination diet, 198
Endocardium, 352
Endogenous insulin, 344
Endometrium, 401
Endosperm, 84, 85
End-stage renal disease (ESRD), 370
Energy balance, 73, 74
Energy drinks, diabetes and, 328
Energy imbalance, 273
Energy requirements
adults, 270
calculation of, 73
Energy, 70
basal metabolic rate, 71
carbohydrates, 80
cases, 76–77
diabetes and, 328
health care professionals, considerations for, 74
measurement of, 70–71
proteins and, 112
summary, 74–75
thermic effect of food, 71–72
English units and conversions, 541–43
Enriched cereal grains, 81
Enriched foods, 152
Enteral nutrition, 411–14
Enterotoxins, 188
Entrees, diabetes and, 339, 340
Environmental factors, fluid imbalances and, 176
Enzymes, 65
Ergocalciferol, 134
*Escherichia coli 0157:H7*, 188, 189, 191–92
Esophagitis, 382
Esophagostomy route, 412
Esophagus, 66
Essential amino acids, 113
Essential fatty acids (EFAs), 97
Essential hypertension, 358
Essential nutrients, 4–5
Estimated Average Requirements (EARs), potassium, 160
Estimated daily calorie needs, 73
Estimated Energy Requirement (EER), 73
Estrogen, 285
Ethnicity, diabetes and, 317
Etiology, 159
cancer, 400
diabetes mellitus, 316
overweight and obesity, 298–99
renal disease, 369
European dietary influences, 43–46
Excess, of water accumulation. *See* Overhydration
Exchange lists, 322–42
Exercise, 22–24
diabetes mellitus, 344
weight control and, 303
*See also* Physical activity
Exogenous insulin, 344
Extracellular, 160
Extracellular fluid (ECF), 174

## F

Fad diets, 304–305
Failure to thrive (FTT), 235, 236–37
Fast food, 161
adolescence, 260, 261
cancer and, 401
definition of, 260
diabetes and, 340–42
French fries, 275
nutritive value, 504–508
pizza, 272
pregnancy and, 209
weight control and, 301
worst choices of, 72
Fast-food industry, 7
Fasting blood sugar, 319
Fat alternatives, 103–104
Fat cell theory, 299
Fat-controlled diets, 355, 356
Fat descriptors, in food labeling, 39
Fat distribution, 296
Fat-free foods, 346
Fat-gram allowance, 301
Fat metabolism, of carbohydrates, 80
Fat-restricted diets, 354
Fats (lipids), 4, 5, 95
cancer and, 404
cases, 107–108
children, 249
cholesterol, 99–100, 101
classification, 97–99
consumers and, 103–104
DASH Eating Plan, 449
definition, 95
diabetes and, 320, 334–36, 337–38
Dietary Guidelines for Americans, 25–26
dietary requirements, 104
digestion and absorption, 100, 102–103
enteral feeding, 413
fast foods, 261
food sources, 96–97
functions, 96
gluten, 387
health care professionals, considerations for, 104

hyperlipidemia, 353–54, 355
metabolism and elimination, 103
MyPyramid, 30, 31, 32, 33, 35–36
nutritive value, 464–68
summary, 105
USDA Food Guide, 452, 453
Fat-soluble vitamins, 126, 129
pregnancy and lactation, 207
vitamin A (retinol), 129, 133–34
vitamin D (calciferol), 129, 134–35
vitamin E (tocopherol), 129, 135–36
vitamin K, 130, 136–37
Fatty acids, 97
Feces, 69
Females. *See* Women
Fermentation, 260
Fetal alcohol syndrome (FAS), 211
Fetal malformations, 212
Fetus, 205, 206
Fevers, 416
Fiber, 81. *See also* Dietary fiber
Fibrosis, 390
Fish and shellfish
DASH Eating Plan, 449
hyperlipidemia, 354, 355
nutritive value, 468–70
USDA Food Guide, 451
*See also* Meats and meat substitutes
Fitness activity. *See* Physical activity
Flatulence, 87
Flavonoids, 33
Fluid balance, 175–79
Fluid intakes, estimated, 175. *See also* Water
Fluoride, 155, 167, 208
Folacin, 141
Folate (folic acid), 131, 141, 208
Folate deficiency, 211
Food allergies, 187–88, 197–98
cases, 202–203
reactions, 198
summary, 200
treatment of, 198–99
Food and Drug Administration (FDA), 36, 102–103, 128, 144, 193, 307, 338, 343
Food and Nutrition Board, 73, 90, 104, 126, 142, 156, 359
Foodborne illnesses. *See* Food poisoning
Foodborne infection, 188
Food customs, 39–40
Food diary, 11
Food-drug interactions, 281, 356, 535–39
Food faddists, 283
Food fads, of older adults, 283
Food groups, 24–25, 29–36
Food habits
adolescents, 257
older adults, 282–83
postsurgery nutritional care, 411
Food intoxication, 188
Food labeling, 36–39
Food list, for diabetes, 322–42, 346–47
Food patterns, 53–56
Food poisoning, 187–88
bacteria, 188–93
cases, 202–203
definition, 188
miscellaneous, 197
prevention of, 194–97
substances causing, 193–94
summary, 200
Food Pyramid Guide. *See* MyPyramid
Foods
cancer and, 401–402
coumarin anticoagulants and, 538
dietetic, 343
drugs taken with, 536–37
enriched, 152
goitrogen containing, 537–38
infants, 229–33
low-residue diets, 394
PKU and, 239
potassium-rich, 358
purine-rich, 375
sodium-restricted diets, 361
thermic effect of, 71–72
tyramine containing, 537
*See also* Dietary requirements; Nutritive value
Food safety, 28–29, 194–97
Food selection
client nutritional care, 424–26
hyperlipidemia, 354
myocardial infarction, 356
underweight, 307–308
weight control, 300, 302, 303
Food sources
biotin, 132, 142
calcium, 152, 157
carbohydrates, 81–82, 83
chloride, 153, 162
chromium, 155, 167
copper, 154, 166
dietary fiber, 88–89
Dietary Guidelines for Americans, 437–46
fats (lipids), 96–97, 99
fluoride, 155, 167
folate, 131, 141
iodine, 154, 165
iron, 154, 164
magnesium, 153, 162
manganese, 155, 167
molybdenum, 155, 167
niacin, 130, 139
pantothenic acid, 132, 142
phosphorus, 152, 159
potassium, 153, 160
proteins, 112–13
riboflavin, 130, 138
selenium, 154, 166
sodium, 153, 161
sulfur, 153, 163
thiamine, 130, 137
vitamin A, 133
vitamin $B_6$, 131, 139–40
vitamin $B_{12}$, 131, 140
vitamin C, 132, 143
vitamin D, 134–35
vitamin E, 129, 136
vitamin K, 130, 136–37
zinc, 154, 165
*See also specific food types*
Food storage, 195
Foodways, 41
Free foods, diabetes and, 337–39, 346
Free radicals, 133
French American dietary influences, 42
French fries, 275
Frozen foods, diabetes and, 330
Frozen meals/entrees, diabetes and, 339
Fructose, 82, 83, 87
Fruits and fruit juices
cancer and, 401–402
carbohydrates in, 81, 82
children, 249
DASH Eating Plan, 448
diabetes and, 325–27
dietary fiber, 88
Dietary Guidelines for Americans, 24, 25
gluten, 387
hyperlipidemia, 354
MyPyramid, 30, 31, 32, 33, 34
nutritive value, 470–78
potassium content of, 373
potassium-rich, 358
soluble and insoluble, 86
USDA Food Guide, 450, 451
*See also* Food sources
Functions
biotin, 132, 142
calcium, 152, 156–57
chloride, 153
chromium, 155
copper, 154

Functions (*continued*)
fluoride, 155
folate, 131, 141
iodine, 154
iron, 154
magnesium, 153
manganese, 155
molybdenum, 155
niacin, 130, 139
pantothenic acid, 132, 142
phosphorus, 152
potassium, 153
riboflavin, 130, 138
selenium, 154, 166
sodium, 153
sulfur, 153
thiamine, 130, 137
vitamin A, 129, 133
vitamin $B_6$, 131, 139
vitamin $B_{12}$, 131, 140
vitamin C, 132, 142–43
vitamin D, 129, 134
vitamin E, 129, 135–36
vitamin K, 130, 136
water, 174
zinc, 154
Fundus (of the stomach), 66
Fusion, 42

## G

Galactose, 82, 83, 87
Galactosemia, 235, 238
Galactosuria, 238
Gallbladder, 66
Gallbladder attack, 392
Gastric bypass, 305, 306
Gastric juices, 67
Gastric lipase, 65
Gastric surgery, 411
Gastric ulcer, 383
Gastrin, 66
Gastroesophageal reflux (GER), 382
Gastrointestinal (GI) tract, 63. *See also* Absorption; Digestion; Energy; Metabolism
Gastrointestinal problems, 381
accessory organ disorders, 389–92
cases, 397–398
health care professionals considerations for, 394
primary organ disorders, 382–89
residue-controlled diets, 392–94
summary, 395
Gastrostomy, 412, 413
Gelatin, diabetes and, 328–29
Genetic predisposition, 400
Geriatrics, 284
Germ, 84, 85
Gerontology, 279, 280
Gestational diabetes, 213, 319
Glomerular filtration rate (GFR), 370
Glomerulonephritis, 369
Glomerulus, 367, 368
Glucagons, 84, 316
Glucose, 82, 83, 87, 316, 319
Glucose-lowering medications, 318
Gluten, 387–88
Glycerol, 97
Glycogen, 83, 84, 87
Glycogen loading (carboloading), 264
Glycosuria, 316
Goiter, 9, 165
Goitrogens, foods containing, 537–38
Gomberg, Moses, 133
Good cholesterol. *See* High-density lipoproteins
Gradual improvement, under MyPyramid, 37
Grains. *See* Cereals and grains; Food sources
Granola bars, diabetes and, 330
Gravies, nutritive value, 510–13
Greek dietary influences, 45
Grilled meat, 70
Growth charts
children, 251–52
infancy, 236–37

## H

$H_2$ blockers, 538
Haitian dietary influences, 50
Ham. *See* Meats
Happiness, heart health and, 39
Harman, Denman, 133
Harris-Benedict equation, 72, 73
Headaches, diet planning and, 61
Head circumference measurements, 9, 10
Health care professionals
adolescence, 265
adults, 274
cancer, 405
carbohydrates, 90
cardiovascular disease, 362
children and adolescents, 265
client nutritional care, 428
diabetes mellitus, 345–47
diet planning, 56
digestion, absorption, metabolism, and energy, 74
fats (lipids), 104
gastrointestinal problems, 394
health-nutrition relationship, 12–13
infancy, 239–40
minerals, 167
older adults, 287
pregnancy, 216
proteins, 120
renal disease, 375
special-needs clients, 419
vitamins, 144–45
water, 180
weight control, 309
Health claims, in food labels, 38
Health-nutrition relationship, 3–4
cases, 15–17
cumulative effects of, 8–9
health care professionals, considerations of, 12–13
malnutrition, 6–7
nutrients, 4–5
nutrition, 5, 6
nutrition assessment, 9–12
nutritional intake, poor, 7–8
Healthy weight, 297, 299
Heartburn, 210
Heart disease, 38, 286–87. *See also* Cardiovascular disease
Heart health
breakfast and, 9
happiness and, 39
Heat cramp, 178
Heat exhaustion, 178
Heat fatigue, 178
Heat stroke, 178
Height
adults, 272
body mass index, 297
normal weight and, 295
USDA acceptance weights and, 298
Height measurements, 9, 10
*Heliobacter pylori,* 383
Heme iron, 143
Hemicellulose, 85
Hemochromatosis, 165
Hemodialysis, 371
Hemolysis, 135–36
Hemolytic uremic syndrome (HUS), 192
Hemorrhage, 136
Hepatitis, 390
Hepatitis A virus (HAV), 390
Hepatitis B virus (HBV), 390
Hepatitis C virus (HCV), 390
Heredity, hypertension and, 358
Hernia, hiatal, 382–83
Heterocylic amines, 70
HgbA1c, 319
Hiatal hernia, 382–83
High-density lipoproteins (HDLs), 102–3

High-fat meats and meat substitutes, diabetes and, 333
High-fiber diet, 392–93
Hindu food patterns, 55
HMG-CoA reductase inhibitors, 538
Homeostasis, 175, 409
Hormones, 70
Hospitalized clients, nutritional care for, 423–24
Household measures, 38
Human immunodeficiency virus (HIV), 416, 417–18
Human insulin, 344
Hunger, 303
Hydrogenated fats, 99
Hydrogenation, 99
Hydrolysis, 65
Hydrolyzed formulas, 413
Hypercholesterolemia, 99–100
Hyperemesis gravidarum, 210
Hyperglycemia, 90
Hyperkalemia, 160
Hyperlipidemia, medical nutrition therapy for, 353–56
Hypermetabolic, 409, 410, 415
Hypersensitivity, 197
Hypertension, 161, 286, 358–59
  dietary treatment for, 359–62
  food labeling and, 38
  pregnancy-induced, 210–211
  sodium and potassium intake for, 27
Hyperthyroidism, 307
Hypervitaminosis (vitamin toxicity), 128
  biotin, 132
  folate, 131, 141
  niacin, 130
  pantothenic acid, 132
  riboflavin, 130
  thiamine, 130
  vitamin A, 129, 133
  vitamin $B_6$, 131
  vitamin $B_{12}$, 131
  vitamin C, 132
  vitamin D, 129, 135
  vitamin E, 129, 136
  vitamin K, 130, 137
Hypoalbuminemia, 402, 418
Hypoglycemia, 90
Hypokalemia, 160
Hyponatremia, 175
Hypothalamus, 177
Hypothyroidism, 299

## I

Iatrogenic malnutrition, 424
Ice cream, diabetes and, 330
Ileostomy, 387
Ileum, 67
Illnesses. *See* Food poisoning
Immigrant dietary influences, 50–52, 53
Immunity, 226
Immunocompromised adults, food safety recommendations for, 28, 29
Inborn errors of metabolism, 235
Incomplete proteins, 112, 113, 114
Indian dietary influences, 49–50
Infancy, 223
  bottle feeding, 227–29
  breastfeeding, 226–27
  calcium, 158
  cases, 242–44
  cystic fibrosis, 234–35
  dietary requirements, 224–25
  energy requirements for, 270
  failure to thrive, 235, 236–37
  food safety recommendations for, 28
  health care professionals, considerations for, 239–40
  metabolic disorders, 235, 238–39
  MyPyramid calorie levels, 435
  obesity, 229
  phosphorus, 160
  premature, 233–34
  protein intake, 116
  sodium, 163
  summary, 240
  supplementary foods, 229–33
  trace minerals, 156
  vitamins, 126, 135
  water, 175
Infarct, 352
Infections, clients with, 416
Inflammatory bowel disease (IBD), 385
Inhalants, 263
Inorganic nutrients, 4
Insecticides, 197
Insoluble fiber, 84, 85, 86
Institute of Medicine, minerals, 156
Institutionalized elderly clients, physical problems of, 427
Insulin, 87, 316
Insulin action, 345
Insulin pumps, 345
Insulin reactions, 345
Insulin resistance, 358
Insulin therapy, 344–45
Intermittent tube feedings, 413
International units, 135
Interstitial fluid, 174
Intestines. *See* Large intestine; Small intestine
Intracellular, 159
Intracellular fluid (ICF), 174
Intrinsic factor, 140
Invisible fats, 97
Iodine, 154, 165, 208
Iodized salt, 165
Ions, 152
Iron, 154, 163–65
  Dietary Guidelines for Americans, 439–40
  pregnancy and lactation, 208
Iron deficiency, 8, 9, 25, 165, 211
Iron deficiency anemia, 8, 9, 165
Ischemia, 352
Islamic food patterns, 55
Islets of Langerhans, 87
Isoleucine, 238
Italian dietary influences, 43, 44, 45

## J

Japanese dietary influences, 48
Jaundice, 390
Jejunostomy, 412, 413
Jejunum, 67
Jewish food patterns, 53–54
Juice. *See* Fruits and fruit juices

## K

Kaposi's sarcoma, 417
Keshan disease, 166
Ketoacidosis, 80–81
Ketonemia, 317
Ketones, 77, 316–17
Ketonuria, 317
Kidneys, carbohydrates and, 90
Kidney transplants, 374
Kilocalorie (kcal), 70
Korean dietary influences, 50–51, 52
Kosher foods, 53–54
Krebs cycle, 70
Kwashiorkor, 9, 10, 119, 120

## L

Labeling. *See* Food labeling
Lactase, 65, 67
Lactation and breastfeeding, 214
  alcohol, caffeine, medicines, and tobacco, 216
  benefits of, 215
  breastfeeding benefits, 215
  calcium, 158
  calorie requirements during, 215–16
  dairy recommendations for, 34
  definition of, 214
  energy requirements for, 270
  fluoride, 167
  infants, 226–27

nutrient requirements during, 216
phosphorus, 160
physical activity recommendations for, 24
protein intake, 116
vitamin D, 135
water, 175
weight management recommendations for, 21
Lactation specialist, 214–15
Lacteals, 69
Lacto-ovo vegetarians, 55
Lactose, 82–83, 87
Lactose intolerance, 42, 83–84
Lacto-vegetarians, 55
Lamb. *See* Meats
Large intestine
absorption in, 69
digestion in, 66, 67–68
Late adulthood. *See* Older adults
Latter-Day Saints. *See* Mormons
Laughter, heart health and, 39
Laxatives, 306, 538
Lean body mass, 72
Lean meats and meat substitutes, 331–32
Lean muscle mass, 271
Lecithin, 103
Legumes, 25
DASH Eating Plan, 449
nutritive value, 496–500
soluble and insoluble, 86
USDA Food Guide, 450
Lentils, diabetes and, 325
Leucine, 238
Leukemia, 400
Levistsky, D., 115
Life cycle
diabetes and, 318
dialysis, 372
fiber, 393
food allergies, 198
hypervitaminosis, 128
infancy, 239
iron deficiency and, 25
lactation, 215
proteins and, 112
sodium and, 360
water and, 178
weight control and, 299
Lifestyles, obesity and diabetes, 134
Lignins, 85
Linoleic, 97
Linolenic, 97
Lipids. *See* Fats (lipids)
Lipoproteins, 102
*Listeria monocytogenes,* 188, 189, 192
Liver, 66
cirrhosis of, 389–90
Lofenalac, 238
Longevity, 426
Long-term care (elderly), 426–28
Low-cholesterol diets, 355
Low-density lipoproteins (LDLs), 102
Low-residue diet, 393–94
Low-sugar foods, 346
Lumen, 352
Lunch
adults, 274
gastrointestinal problems, 389
high-fiber, 393
hyperlipidemia, 356
infants, 232
low-residue diets, 394
older adults, 284
proteins in, 117
Lymphatic system, 68–69
Lymphomas, 400


## M


Macrobiotic diets, of Zen-Buddhists, 56
Macrolides, 539
Macrosomia, 213
Magnesium, 153, 162
Dietary Guidelines for Americans, 443
pregnancy and lactation, 208
Main dishes. *See* Entrees
Major minerals, 156–63
calcium, 156–59
chloride, 162
magnesium, 162
phosphorus, 159
potassium, 159–60
sodium, 160–62
sulfur, 162–63
Males. *See* Men
Malignant, 399, 400
Malnutrition, 6–7, 426
Maltase, 65, 67, 82, 83, 87
Manganese, 155, 167
MAO inhibitors, 539
Maple syrup urine disease (MSUD), 238–39
Marasmus, 9, 119, 120
March of Dimes, 207
Marijuana, 262
Masa harina, 42
Meal replacement bars/shakes, diabetes and, 330
Meal service, in client nutritional care, 425
Meals-on-Wheels, 283
Measurements, household and metric, 38
Meats and meat substitutes (meat and beans group)
children, 249
cooking temperatures for, 195
DASH Eating Plan, 449
diabetes, 322, 331–34
fat and cholesterol content of, 101
gluten, 387
grilled, 70
hyperlipidemia, 354, 355
MyPyramid, 30, 31, 32, 33, 35
nutritive value, 500–504
proteins, 112–13
USDA Food Guide, 450, 451
*See also* Food sources
Mechanical digestion, 64
Medical nutrition therapy. *See* Cancer; Cardiovascular disease; Diabetes mellitus; Gastrointestinal problems; Renal disease; Special-needs clients; Weight control
Medications, weight management and, 22
Medicines. *See* Drugs
Mediterranean diet, 36
Mediterranean dietary influences, 43–45
Medium-fat meats and meat substitutes, diabetes and, 332–33
Megadoses, 125
Megaloblastic anemia, 141
Meglitinide, 318
Men
calorie recommendations for, 32
energy requirements for, 270
fluoride, 167
height and weight, 272
MyPyramid calorie levels, 435–36
protein intake, 116
sodium, 163
water, 175
*See also* Adults; Older adults
Menadione, 136
Menaquinone, 136
Mental retardation, 119
Metabolic, 296
Metabolic disorders, in infancy, 235, 238–39
Metabolism, 63, 70
basal metabolic rate, 71
carbohydrates, 80, 87, 90
cases, 76–77
definition, 64
fats (lipids), 103
health care professionals, considerations for, 74

proteins, 115
summary, 74–75
thyroid gland and, 70
Metastasize, 399, 400
Methamphetamines, 262
Metric measures, 38
Metric units and conversions, 541–43
Metronidazole, 539
Mexican dietary influences, 42
Midarm circumference (MAC), 120
Middle adulthood. *See* Adults
Middle Eastern dietary influences, 47
Migraine headaches, diet planning and, 61
Milk. *See* Dairy
Milliequivalents, 175
Minerals, 4, 5, 151–52
cases, 171–72
classification, 152–56
Dietary Guidelines for Americans, 439–42, 443
health care professionals, considerations for, 167
major, 156–63
postsurgery care, 411
pregnancy and lactation, 208
presurgery care, 410
renal disease and, 370, 374
summary, 169
toxicity, 156
trace, 163–68
underweight, 307
Mirin, 48
Miscellaneous items, nutritive value of, 530–33
Miso, 48
Mixed dishes, nutritive value of, 504–508
Mixes, diabetes and, 338–39, 340
Moderation, 37
Modified fat foods, diabetes and, 337–38
Modular formulas, 413
Mold, 193–94
Molybdenum, 155, 167
Monosodium glutamate (MSG), 360
Monounsaturated fats, 97, 98, 99
diabetes and, 334–35
hyperlipidemia, 354, 355
Monsaccharides, 82, 83, 87
Morbid, 305
Mormons, food patterns of, 55
Morning sickness, 209
Mouth, digestion in, 65, 66
Mucilage, 85
Muffins, diabetes and, 329–30
Muslim food patterns, 55
Mutations, 235
Myelin, 140
Myocardial infarction (MI), 352, 356, 357
Myocardium, 352
Myoglobin, 164
MyPyramid, 20, 29–36, 37
calorie levels, 435–36
calorie needs, 73
children, 248, 249

## N

Narcotic analgesics, 539
Nasoduodenal route, 412
Nasogastric route, 412
Nasogastric tube, 411
National Academy of Sciences, 116
National Cancer Institute, 70
National Center for Health Statistics, 296
National Diabetes Education Program, 318
National Institutes of Health, 285, 318 359
Nationality, food customs associated with, 39
National Research Council, 116
Native American dietary influences, 40–41
Nausea, 209–210
Necrosis, 390
Negative nitrogen balance, 118
Neoplasia, 399, 400
Neoplasm, 399, 400
Nephritis, 369
Nephrolithiasis, 370
Nephron, 367, 368
Nephrosclerosis, 369
Neural tube defects (NTDs), 38, 141
Neuropathy, 317
Neurotoxins, 188
Niacin (nicotinic acid), 130, 139, 208, 261
Niacin equivalent (NE), 139
Nicotinic acid. *See* Niacin
Night blindness, 9
Nitrites, 401
Nitrogen, 114
Nitrogen balance, 118
Nitroimadazole, 539
Nonessential amino acids, 113
Nonheme iron, 143
Nonstarchy vegetables, diabetes and, 330–31
Nonsulfonylurea, 318
Nontropical sprue, 387
Normal weight, 295, 296
Northern European dietary influences, 45, 46
Nourishing, 5
NSAIDs, 539
Nutrient deficiencies, 7, 9–10, 11
Nutrient density, 7
Nutrient loss, in AIDS clients, 417
Nutrient requirements, definition of, 271. *See also* Dietary requirements
Nutrients, 4–5
calorie needs and, 20–21
Dietary Guidelines for Americans, 20–21, 437–46
postsurgery nutritional care, 410
Nutrition, 3–4
cases, 15–17
chronic illnesses and, 287
cumulative effects of, 8–9
definition, 5
good, 5, 6
health care professionals and, 12–13
HIV infection and, 417–18
*See also* Diet planning; Health-nutrition relationship
Nutritional care
cancer clients, 403–404
presurgery, 410
*See also* Client nutritional care
Nutritional intake, poor, 7–8
Nutritional management, diabetes mellitus, 320–42
Nutritional needs. *See* Dietary requirements
Nutritional status, 5, 6
Nutrition assessment, 9–12
Nutrition concerns, for adults, 272–73
Nutrition habits, 12
Nutrition Labeling and Education Act (NLEA), 36
Nutritious, 5
Nutritive value
beverages, 456–58
cereals and grains, 478–96
dairy, 458–64
eggs, 464
fast foods and mixed dishes, 504–508
fats and oils, 464–68
fish and shellfish, 468–70
fruits and fruit juices, 470–78
legumes, nuts, and seeds, 496–500
meats and meat products, 500–504
miscellaneous items, 530–33
poultry and poultry products, 508–510
soups, sauces, and gravies, 510–13
sweets and sugars, 514–18
vegetables and vegetable products, 518–30

Nuts
DASH Eating Plan, 449
fat and cholesterol content of, 101
nutritive value, 496–500
USDA Food Guide, 451
*See also* Meats and meat substitutes

## O

Oatrim, 104
Obesity, 8, 115, 296, 298
body mass index and, 297
cancer and, 402
causes, 298–99
children, 250–56
diabetes and, 321
dietary treatment, 300–307
food safety and, 199
hypertension and, 358
infancy, 229, 233
lifestyles and, 134
minerals, 161
older adults, 283
pharmaceutical treatment of, 306–307
surgical treatment of, 305, 306
Obstetricians, 209
Occlusions, 286
Oils, 101
children, 249
DASH Eating Plan, 449
gluten, 387
nutritive value, 464–68
USDA Food Guide, 450, 451, 453
*See also* Fats (lipids)
Older adults, 279
aging, effects of 279–81
carbohydrate recommendations for, 27
cases, 289–91
chronic illness, 284–87
diet appropriateness, 283–84
dietary recommendations for, 21
dietary requirements, 281–82
fiber, 393
food fads, 283
food habits, 282–83
food safety recommendations for, 28
health care professionals, considerations for, 287
long-term care, 426–28
malnutrition, 426
MyPyramid calorie levels, 436
physical activity recommendations for, 24
portion sizes, 425
potassium, 27
sodium, 27, 163
summary, 288
vitamin D, 135
water, 175
Olestra, 102–103
Oliguria, 368, 369
Omega-3 fatty acids, 98–99
Oncologist, 399, 400
Oncology, 399, 400
On demand, 223, 224
Opportunistic infections, 416
Oral diabetes medication, 318–19
Organ disorders
accessory organs, 389–92
primary organs, 382–89
Organic nutrients, 4
Oriental foods, diabetes and, 340
Osmolality, 176
Osmosis, 159–60, 177
Osteoarthritis, 280
Osteoblasts, 157
Osteomalacia, 8, 9
Osteoporosis, 8–9, 38, 256–57, 285
Ovarian cancer, 402
Overeating, 115
Overfeeding, of infants, 232, 233
Overhydration, 175, 176, 178–79, 180
Overnutrition, 6
Overweight, 296, 298
adolescents, 259–60
body mass index and, 297
causes, 298–99
definition, 295, 296
dietary treatment, 300–307
presurgery nutritional care, 410
weight management recommendations for, 21–22
Oxidation. *See* Aerobic metabolism

## P

Pancreas, 65, 66
Pancreatic amylase, 65, 67
Pancreatic lipase, 65, 67
Pancreatic proteases, 65, 67
Pancreatitis, 391–92
Pantothenic acid, 126, 132, 142
Parenteral nutrition, 210, 414–15
Partnership for Food Safety Education, 194
Pasta. *See* Cereals and grains
Pastries, diabetes and, 329–30
Pathogens, 187
Peas, diabetes and, 325
Pectin, 85, 86
Peer pressure, 7
Peers, 257
Pellagra, 9, 139
Pepsin, 65, 67
Peptic ulcers, 383–84
Peptidases, 65, 67
Pericardium, 352
Periodontal disease, 285
Peripheral vascular disease (PVD), 353
Peripheral vein, 414
Peristalsis, 64
Peritoneal dialysis, 371–72
Pernicious anemia, 140
Personal behaviors, fluid imbalances and, 176
pH, 179
Pharmaceutical treatment, of obesity, 306–307
Phenylalanine, 238
Phenylalanine hydroxylase, 238
Phenylketonuria (PKU), 238
Phenylpropanolamine, 306
Philosophy
food customs, 39
food patterns based on, 53–55
Phlebitis, 414
Phospholipids, 97
Phosphorus, 152, 159, 208, 370, 374
Phylloquinone, 136
Physical activity, 22–24
children, 250, 253
diabetes mellitus, 344
MyPyramid and, 37
weight control and, 303
Physical growth charts. *See* Growth charts
Physical trauma, 118
Physiological changes, in older adults, 279, 280
Phytochemicals, 401
Pica, 211
Pie, diabetes and, 328–29
Pizza, 272, 341
Placenta, 205, 206
Planning. *See* Diet planning
Plant-based proteins, diabetes and, 333–34
Plaque, 100
Plateau period, 305
Polycystic kidney disease, 369
Polydipsia, 316
Polymeric formulas, 413
Polypeptides, 114–15
Polyphagia, 316
Polysaccharides, 83, 84–87, 88–89
Polyunsaturated fats, 97, 98–99
diabetes and, 335–36
hyperlipidemia, 353, 355

Polyuria, 316
Population groups
carbohydrate recommendations for, 27
dietary recommendations for, 21
fat (lipid) recommendations for, 26
food group recommendations for, 25
food safety recommendations for, 28–29
physical activity recommendations for, 24
sodium and potassium recommendations for, 27
weight management recommendations for, 21–22
Pork. *See* Meats
Portion sizes, 86, 115
DASH Eating Plan, 448–49
diabetes and, 331
minerals, 161
older adults, 425
Positive nitrogen balance, 118
Postsurgery nutritional care, 410–11
Potassium, 27, 153, 159–60
Dietary Guidelines for Americans, 437–38
fruits and vegetables, 373
renal disease and, 370–71, 372
Potassium-rich foods, 358
Poultry and poultry products
DASH Eating Plan, 449
hyperlipidemia, 354
nutritive value, 508–510
USDA Food Guide, 451
*See also* Meats and meat substitutes
Precursor, 129
Preeclampsia. Pregnancy-induced hypertension
Preformed vitamin A, 133
Pregnancy, 205–206
adolescence, 213–14, 221–22
alcohol, caffeine, drugs, and tobacco, 211–13
anemia, 211
calcium, 158
cases, 220–22
constipation, 210
dairy recommendations for, 34
diabetes and, 213
dietary recommendations for, 21
energy requirements for, 270
fluoride, 167
folic acid, 141
food safety recommendations for, 28–29
health care professionals, considerations for, 216
heartburn, 210
nausea, 209–210
nutritional intake and, 7
nutritional needs, 207–209
phosphorus, 160
physical activity recommendations for, 24
pica, 211
protein intake, 116
summary, 217
vitamin D, 135
water, 175
weight gain during, 206–207, 210
weight management recommendations for, 21
Pregnancy-induced hypertension (PIH), 210–211
Premature infants, 233–34
Pressure ulcers, 427
Presurgery nutritional care, 410
Prevention, of foodborne illnesses, 189–90, 194–97
Primary hypertension, 358
Primary nutrient deficiencies, 7
Primary organ disorders, 382–89
Prohormone, 134
Proportionality, 37
Protein deficiency, 118
Protein energy malnutrition (PEM), 119, 120, 424
Protein excess, 117–18
Proteins, 4, 5, 111
cancer and, 402, 404
cases, 122–23
classification, 113–14
composition, 114
diabetes and, 320
dietary requirements, 115–20
digestion and absorption, 114–15
enteral feeding, 413
fast foods, 261
food sources, 112–13
functions, 111–12
health care professionals, considerations for, 120
hyperlipidemia, 354
infections and, 416
metabolism and elimination, 115
plant-based, 333–34
postsurgery care, 411
presurgery care, 410
summary, 120–21
Protein shakes and spreads, 308
Protein-sparing action, of carbohydrates, 80
Protein supplements, 118
Proteinuria, 211
Prothrombin, 136
Protozoa, 194
Provitamin, 128
Provitamin A, 133
Psychological influences, on fluid imbalances, 176
Psychosocial changes, in older adults, 280
Psychosocial development, 223, 224
Pudding, diabetes and, 328–29
Puerto Rican dietary influences, 43, 44
Purine-rich foods, 375
Purines, 375
Pylorus, 66
Pyridoxal. *See* Vitamin $B_6$
Pyridoxine. *See* Vitamin $B_6$
Pyrioxamine. *See* Vitamin $B_6$

## Q

Quinolones, 539

## R

Race
diabetes and, 317
dietary recommendations related to, 21
sodium and potassium intake related to, 27
Recommended Daily Allowances (RDAs), 126
pregnancy and lactation, 207–208
Recreational physical activities, 23
Red meat, 70
Reduced-fat foods, 346
Regurgitation, 228
Religion
food customs, 39, 40
food patterns based on, 53–55
Renal disease, 367–69
cases, 378–79
classification of, 369–70
dialysis, 371–74
diet and dialysis, 372–74
diet and kidney transplants, 374
dietary treatment of, 370–71
etiology of, 369
health care professionals, considerations for, 375
renal stones, dietary treatment of, 374–75
summary, 376
Renal stones
definition, 369
dietary treatment of, 374–75
Renal threshold, 316

Rennin, 65
Resection, 403
Residue, 392
Residue-controlled diets, 392–94
Respiration, 5
Restaurants, 282
Resting energy expenditure (REE), 71
Retardation, 206
Retinal equivalent (RE), 133
Retinol. *See* Vitamin A
Retinopathy, 317
Riboflavin (vitamin $B_2$), 130, 138–39
  fast foods, 261
  pregnancy and lactation, 207
Rice. *See* Cereals and grains
Rickets, 8, 9
Risk factors, for atherosclerosis, 353
Roasts. *See* Meats
Roman Catholic food patterns, 54
Roughage. *See* Dietary fiber
Routine physical activities, 23
Rule of thumb method, 295
Running, water intake and, 175

## S

Salads, diabetes and, 339, 341
Saliva, 65
Salivary amylase, 65
Salivary glands, 66
*Salmonella,* 188, 190, 192–93
Salmonellosis. See *Salmonella*
Salt, 165, 359–62. *See also* Sodium
Salt resistant, 161
Salt sensitive, 161
Salt substitutes, 360
Sandwiches, diabetes and, 341
Sarcomas, 400
Satiety, 96
Satter, Ellyn, 247
Saturated fats, 25, 97, 98, 99, 101, 336
Sauces
  diabetes and, 329
  nutritive value, 510–13
Schwarzenegger, Arnold, 257
Scurvy, 9, 142
Seafood, 101
Seasonings, diabetes and, 339, 347
Secondary hypertension, 358
Secondary nutrient deficiencies, 7
Second-generation sulfonylureas, 318
Secretin, 67
Sedentary lifestyles, calorie needs related to, 73
Seeds
  DASH Eating Plan, 449
  nutritive value of, 496–500
Selenium, 154, 166, 208
Self-esteem, 259
Senses, aging and, 428
Sepsis, 415
Serum albumin level, 10
Serum cholesterol, 353
Serum creatinine, 11
Serum transferring level, 10
Set-point theory, 299
Seventh-Day Adventist food patterns, 55
Shakes
  diabetes and, 330
  high-calorie and high-protein, 308
Shellfish. *See* Fish and shellfish
*Shigella,* 188, 190, 193
Shigellosis. See *Shigella*
Side dishes, diabetes and, 341
Silent disease. *See* Hypertension
Simplesse, 104
Skeletal system, 282
Skin cancer, 400–401
Skin color, dietary recommendations related to, 21
Skinfold measurements, 9, 10
Skin tests, 198
Small intestine
  absorption in, 69
  digestion in, 65, 66, 67
Smoking. *See* Tobacco
Snacks
  diabetes and, 324
  gastrointestinal problems, 389
Social status, food customs associated with, 39
Soda, diabetes and, 328
Soda ban, in California schools, 257
Sodium, 27, 153, 160–62
  cardiovascular disease and, 356, 359–62
  fast foods, 261
  renal disease and, 372
  running and, 175
Sodium descriptors, in food labeling, 39
Sodium-restricted diets, 359–61
Solid fats, USDA Food Guide for, 453
Soluble fiber, 84, 85, 86
Solute, 176
Solvent, 174
Somali dietary influences, 50, 51
Soul food, 41
Soups
  diabetes and, 340
  gluten, 387
  nutritive value, 510–13
Southeast Asian dietary influences, 48–49
Southern dietary influences (U.S.), 41–42
Soy protein, 113
Spanish dietary influences, 42–43, 44
Special-needs clients, 409–410
  AIDS, 416–19
  burns, 415
  cases, 421–22
  enteral nutrition, 411–14
  health care professionals, considerations for, 419
  infections, 416
  parenteral nutrition, 414–15
  summary, 419
  surgical clients, 410–11
Spina bifida, 141
Spontaneous abortion, 212
Sports drinks, diabetes and, 328
Spreads
  diabetes and, 329
  high-calorie and high-protein, 308
Staphylococcus (staph), 193
*Staphylococcus aureas,* 188, 190, 193
Starches, 83, 84, 85, 89
  diabetes and, 323–25
Starch exchange list, 323
Starchy vegetables
  diabetes and, 325
  USDA Food Guide, 451
Stasis, 390
Steak. *See* Meats
Steatorrhea, 391
Sterile, 226
Sterols, 97
Stoma, 387
Stomach, digestion in, 65, 66–67
Stomach banding, 305, 306
Stool tests, 10
Struvite stones, 375
Sucralose, 343
Sucrase, 65, 67
Sucrose, 82, 83, 87
Sugar-free foods, 346
Sugars
  added, 26, 453
  carbohydrates in, 81, 82
  children, 249
  nutritive value, 514–18
  *See also* Carbohydrates; Sweets
Sugar substitutes. *See* Sweeteners
Sulfonamides, 539
Sulfur, 153, 162–63
Sun exposure, dietary recommendations related to, 21
Sunlight, as vitamin D source, 134
Supersizing, 7
Supper. *See* Dinner

Supplementary foods, for infants, 229–33
Supplements. *See* Vitamin supplements
Surgical clients, 410–11
Sweet breads, diabetes and, 329–30
Sweeteners
  alternative, 338, 343
  diabetes and, 329, 338, 343
Sweets
  DASH Eating Plan, 449
  diabetes and, 328–29
  gluten, 387
  nutritive value, 514–18
Sweets. *See* Fats (lipids)
Symptoms
  diabetes mellitus, 316–17
  foodborne illnesses, 189–90
Syrups, diabetes and, 329

## T

Table salt, 359
Taco Bell, 100
T cells, 417
Teenagers, nutritional intake problems of, 7. *See* Adolescents
Television viewing, 104
Tetany, 159
Tetracyclines, 539
Thai dietary influences, 49
Theophylline, bronchodilators with, 538
Theosolality, 414
Thermic effect, of food, 71–72
Thiamine (vitamin $B_1$), 130, 137–38
  fast foods, 261
  pregnancy and lactation, 207
Thiazolidinedione, 318
Thirst, 178
Thrombosis, 414
Thrombus, 352
Thyroid gland, 70
Thyroxine, 70
Tissue, building and repairing, 112
Tobacco, 262
  lactation, 216
  pregnancy, 206, 211–13
Tocopherol. *See* Vitamin E
Tocotrienols, 135
Tofu, 113
Toppings, diabetes and, 329
Total parenteral nutrition (TPN), 386
Total surface fat (TSF), 120
Toxemia. *See* Pregnancy-induced hypertension
Toxicity
  calcium, 152
  chloride, 153
  chromium, 155
  copper, 154, 166–67
  fluoride, 155, 167
  iodine, 154
  iron, 154, 165
  magnesium, 153
  manganese, 155, 167
  molybdenum, 155, 167
  phosphorus, 152
  potassium, 153, 160
  selenium, 154, 166
  sodium, 153, 161–62
  sulfur, 153
  zinc, 154
  *See* Hypervitaminosis
Trace minerals, 163–68
  Adequate Intakes for, 156
  chromium, 167–68
  copper, 166–67
  fluoride, 167
  iodine, 165
  iron, 163–65
  manganese, 167
  molybdenum, 167
  selenium, 166
  zinc, 165–66
Trail mix, diabetes and, 330
Trans fats, 25
Trans-fatty acids (TFAs), 99
Transferase, 235
Transmission, of foodborne illnesses, 189–90
Treatment
  cancer, 403
  diabetes mellitus, 319
  food allergies, 198–99
  hypertension, 359–62
  overweight and obesity, 300–307
  renal stones, 374–75
  underweight, 307–309
*Trichinella spiralis,* 194
Trichinosis, 194
Triglycerides, 97, 98
Triiodothyronine, 70
Trimester, 206
Trypsin, 65, 115
Tube feeding (TF), 411
Tuberculosis, 417
Tumor. *See* Neoplasm
24–hour recall, 11
Type 1 diabetes, 317, 321
Type 2 diabetes, 256, 317, 321
Tyramine containing foods, 537

## U

Ulcerative colitis, 385, 386
Ulcers
  peptic, 383–84
  pressure, 427
Undernutrition, 6
Underweight, 295, 296, 307–309
U.S. cultural dietary influences, 40–52, 53
U.S. Department of Agriculture (USDA), 19–20, 29, 297, 298, 299, 450–53
U.S. Department of Health and Human Services (USDHHS), 20, 29, 7 318
U.S. Food and Drug Administration (FDA), 36, 102–103, 128, 144, 193, 307, 338, 343
U.S. Public Health Service, 207
U.S. Southern dietary influences, 41–42
Unsaturated fats. *See* Monounsaturated fats; Polyunsaturated fats
Upper Limits (ULs), 126–27
Urea, 368, 369
Uremia, 369
Ureters, 368
Uric acid, 368, 369
Uric acid stones, 375
Urinary system, with inset of nephron, 368
Urine tests, 10
Urticaria, 198
USDA Food Guide, 20, 450–53

## V

Valine, 238
Vascular disease, 352
Vascular osmotic pressure, 177
Vascular system, 317
Veal. *See* Meats
Vegans, 55
Vegetables and vegetable products
  nutritive value, 518–30
  cancer and, 401–402
  carbohydrates in, 81, 82
  children, 249
  DASH Eating Plan, 448
  diabetes and, 325, 330–31
  dietary fiber, 88–89
  Dietary Guidelines for Americans, 24, 25
  fat and cholesterol content of, 101
  gluten, 387
  hyperlipidemia, 354
  MyPyramid, 30, 31, 32, 33
  potassium content of, 373
  potassium-rich, 358
  proteins, 112–13
  soluble and insoluble, 86
  USDA Food Guide, 450–51
  *See also* Food sources

Vegetarians
food patterns of, 55–56
lacto-ovo, 55
lacto-vegetarians, 55
vegans, 55
Vending machines, 255
Very-low-density lipoproteins (VLDLs), 102
Villi, 69
Viruses, cancer and, 401
Visceral fat, 296
Visible fats, 97
Vitamin A (retinol), 129, 129, 133–34
Dietary Guidelines for Americans, 442
fast foods, 261
pregnancy and lactation, 207
sources of, 34
Vitamin $B_1$. *See* Thiamine
Vitamin $B_2$. *See* Riboflavin
Vitamin $B_6$ (pyridoxine), 131, 139–40, 208
Vitamin $B_{12}$ (cobalamin), 131, 140, 208
Vitamin B complex, 129, 130–32, 137–40
Vitamin C (ascorbic acid), 129, 132, 142–43
Dietary Guidelines for Americans, 445–46
fast foods, 261
pregnancy and lactation, 207
sources of, 34
Vitamin D (calciferol), 129, 129, 134–35, 207
Vitamin deficiency. *See* Avitaminosis
Vitamin E (tocopherol), 129, 129, 135–36
Dietary Guidelines for Americans, 438–39
pregnancy and lactation, 207
Vitamin K, 129, 130, 136–37, 207, 538
Vitamins, 4, 5, 125–26
burn victims, 415
cancer and, 401, 402, 404
cases, 148–49
classification, 129
Dietary Guidelines for Americans, 438–39, 442, 445–46
dietary requirements, 126–27
fat-soluble, 129–37
health care professionals, considerations for, 144–45
hyperlipidemia, 355
postsurgery care, 411
pregnancy, 207–208
presurgery care, 410
renal disease and, 371
summary, 145
supplements, 143–44
underweight and, 307
water-soluble, 137–43
Vitamin supplements, 128, 143–44
Vitamin toxicity. *See* Hypervitaminosis
Volume equivalents, of English and metric units, 543
Volume-weight relationships, 542

## W

Wasabi, 48
Water, 4, 5, 173–75
acid-base balance, 179–80
acidosis and alkalosis, 180
buffer systems, 179
cases, 182–83
dehydration, 177–78
excess accumulation of, 178–79
fluid and electrolyte balance, 175–79
functions, 174
health are professionals, considerations for, 180
renal disease and, 372
sodium in, 360
summary, 180–81
Water-soluble vitamins, 126, 129, 137
biotin, 132, 142
folate (folic acid), 131, 141
niacin (nicotinic acid), 130, 139
pantothenic acid, 132, 142
pregnancy and lactation, 207–208
pyridoxine (vitamin $B_6$), 131, 139–40
riboflavin (vitamin $B_2$), 130, 138–39
thiamine (vitamin $B_1$), 130, 137–38
vitamin $B_{12}$ (cobalamin), 131, 140
vitamin B complex, 130–32, 137–40
vitamin C (ascorbic acid), 132, 142–43
Weaning, 232–33
Weight
adults, 272
body mass index, 297
ideal, 295
suggested, 74
USDA acceptance weights and, 298
Weight control/management, 21–22, 295–96
adults, 273–74
body mass index, 297
cases, 311–14
dietary treatment, 300–307
health care professionals, considerations for, 309
overweight and obesity, 296, 298–99
physical activity and, 23
summary, 309
underweight, 307–309
*See also* Obesity; Overweight
Weight equivalents, of English and metric units, 543
Weight gain
infancy, 233
pregnancy, 206–207, 210
Weight loss, behavior modification for, 303–304
Weight measurements, 9, 10
Weight-volume relationships, 542
Wellness, 4
Western European dietary influences, 45, 46
Whey, 84
Whole grains. *See* Cereals and grains
Women
calorie recommendations for, 32
dietary recommendations for, 21
energy requirements for, 270
fluoride, 167
folic acid, 141
food safety recommendations for, 28, 29
height and weight, 272
MyPyramid calorie levels, 435–36
phosphorus, 160
physical activity recommendations for, 24
protein intake, 116
sodium, 163
water, 175
weight management recommendations for, 21
*See also* Adults; Older adults
Women, Infants, and Children (WIC), 239
World Health Organization, 316

## X

Xerophthalmia, 9, 134
Xerostomia, 403

## Y

Yogurts, diabetes and, 327, 331. *See also* Dairy
Youn, T., 115
Young adulthood. *See* Adults
Yo-yo effect, 305

## Z

Zen-macrobiotic diets, 56
Zinc, 154, 165–66, 208

*This page intentionally left blank*

**STUDYWARE™ TO ACCOMPANY *NUTRITION & DIET THERAPY*, TENTH EDITION**

**Minimum System Requirements**

Operating systems: Microsoft Windows XP w/SP 2, Windows Vista w/ SP 1, Windows 7

Processor: Minimum required by Operating System

Memory: Minimum required by Operating System

Hard Drive Space: 15 Mb

Screen resolution: 1024 × 768 pixels

CD-ROM drive

Sound card & listening device required for audio features

Flash Player 10. The Adobe Flash Player is free, and can be downloaded from http://www.adobe.com/products/flashplayer/

**Setup Instructions**

1. Insert disc into CD-ROM drive. The StudyWare™ installation program should start automatically. If it does not, go to step 2.
2. From My Computer, double-click the icon for the CD drive.
3. Double-click the *setup.exe* file to start the program.

**Technical Support**

Telephone: 1-800-648-7450 8:30 A.M.-6:30 P.M. Eastern Time

E-mail: delmar.help@cengage.com

StudyWare™ is a trademark used herein under license.

Microsoft® and Windows® are registered trademarks of the Microsoft Corporation.

Pentium® is a registered trademark of the Intel Corporation.

**CENGAGE LEARNING HAS PROVIDED YOU WITH THIS PRODUCT FOR YOUR REVIEW AND, TO THE EXTENT THAT YOU ADOPT THE ASSOCIATED TEXTBOOK FOR USE IN CONNECTION WITH YOUR COURSE, YOU AND YOUR STUDENTS WHO PURCHASE THE TEXTBOOK MAY USE THE MATERIALS AS DESCRIBED BELOW.**

**IMPORTANT! READ CAREFULLY**: This End User License Agreement ("Agreement") sets forth the conditions by which Cengage Learning will make electronic access to the Cengage Learning-owned licensed content and associated media, software, documentation, printed materials, and electronic documentation contained in this package and/or made available to you via this product (the "Licensed Content"), available to you (the "End User"). BY CLICKING THE "I ACCEPT" BUTTON AND/OR OPENING THIS PACKAGE, YOU ACKNOWLEDGE THAT YOU HAVE READ ALL OF THE TERMS AND CONDITIONS, AND THAT YOU AGREE TO BE BOUND BY ITS TERMS, CONDITIONS, AND ALL APPLICABLE LAWS AND REGULATIONS GOVERNING THE USE OF THE LICENSED CONTENT.

**1.0 SCOPE OF LICENSE**

1.1 Licensed Content. The Licensed Content may contain portions of modifiable content ("Modifiable Content") and content which may not be modified or otherwise altered by the End User ("Non-Modifiable Content"). For purposes of this Agreement, Modifiable Content and Non-Modifiable Content may be collectively referred to herein as the "Licensed Content." All Licensed Content shall be considered Non-Modifiable Content, unless such Licensed Content is presented to the End User in a modifiable format and it is clearly indicated that modification of the Licensed Content is permitted.

1.2 Subject to the End User's compliance with the terms and conditions of this Agreement, Cengage Learning hereby grants the End User, a nontransferable, nonexclusive, limited right to access and view a single copy of the Licensed Content on a single personal computer system for noncommercial, internal, personal use only, and, to the extent that End User adopts the associated textbook for use in connection with a course, the limited right to provide, distribute, and display the Modifiable Content to course students who purchase the textbook, for use in connection with the course only. The End User shall not (i) reproduce, copy, modify (except in the case of Modifiable Content), distribute, display, transfer, sublicense, prepare derivative work(s) based on, sell, exchange, barter or transfer, rent, lease, loan, resell, or in any other manner exploit the Licensed Content; (ii) remove, obscure, or alter any notice of Cengage Learning's intellectual property rights present on or in the Licensed Content, including, but not limited to, copyright, trademark, and/or patent notices; or (iii) disassemble, decompile, translate, reverse engineer, or otherwise reduce the Licensed Content. Cengage reserves the right to use a hardware lock device, license administration software, and/or a license authorization key to control access or password protection technology to the Licensed Content. The End User may not take any steps to avoid or defeat the purpose of such measures. Use of the Licensed Content without the relevant required lock device or authorization key is prohibited. UNDER NO CIRCUMSTANCES MAY NON-SALEABLE ITEMS PROVIDED TO YOU BY CENGAGE (INCLUDING, WITHOUT LIMITATION, ANNOTATED INSTRUCTOR'S EDITIONS, SOLUTIONS MANUALS, INSTRUCTOR RESOURCE'S MATERIALS AND/OR TEST MATERIALS) BE SOLD, AUCTIONED, LICENSED OR OTHERWISE REDISTRIBUTED BY THE END USER.

**2.0 TERMINATION**

2.1 Cengage Learning may at any time (without prejudice to its other rights or remedies) immediately terminate this Agreement and/or suspend access to some or all of the Licensed Content, in the event that the End User does not comply with any of the terms and conditions of this Agreement. In the event of such termination by Cengage Learning, the End User shall immediately return any and all copies of the Licensed Content to Cengage Learning.

**3.0 PROPRIETARY RIGHTS**

3.1 The End User acknowledges that Cengage Learning owns all rights, title and interest, including, but not limited to all copyright rights therein, in and to the Licensed Content, and that the End User shall not take any action inconsistent with such ownership. The Licensed Content is protected by U.S., Canadian and other applicable copyright laws and by international treaties, including the Berne Convention and the Universal Copyright

Convention. Nothing contained in this Agreement shall be construed as granting the End User any ownership rights in or to the Licensed Content.

3.2 Cengage Learning reserves the right at any time to withdraw from the Licensed Content any item or part of an item for which it no longer retains the right to publish, or which it has reasonable grounds to believe infringes copyright or is defamatory, unlawful, or otherwise objectionable.

**4.0 PROTECTION AND SECURITY**

4.1 The End User shall use its best efforts and take all reasonable steps to safeguard its copy of the Licensed Content to ensure that no unauthorized reproduction, publication, disclosure, modification, or distribution of the Licensed Content, in whole or in part, is made. To the extent that the End User becomes aware of any such unauthorized use of the Licensed Content, the End User shall immediately notify Cengage Learning. Notification of such violations may be made by sending an e-mail to infringement@cengage.com.

**5.0 MISUSE OF THE LICENSED PRODUCT**

5.1 In the event that the End User uses the Licensed Content in violation of this Agreement, Cengage Learning shall have the option of electing liquidated damages, which shall include all profits generated by the End User's use of the Licensed Content plus interest computed at the maximum rate permitted by law and all legal fees and other expenses incurred by Cengage Learning in enforcing its rights, plus penalties.

**6.0 FEDERAL GOVERNMENT CLIENTS**

6.1 Except as expressly authorized by Cengage Learning, Federal Government clients obtain only the rights specified in this Agreement and no other rights. The Government acknowledges that (i) all software and related documentation incorporated in the Licensed Content is existing commercial computer software within the meaning of FAR 27.405(b)(2); and (2) all other data delivered in whatever form, is limited rights data within the meaning of FAR 27.401. The restrictions in this section are acceptable as consistent with the Government's need for software and other data under this Agreement.

**7.0 DISCLAIMER OF WARRANTIES AND LIABILITIES**

7.1 Although Cengage Learning believes the Licensed Content to be reliable, Cengage Learning does not guarantee or warrant (i) any information or materials contained in or produced by the Licensed Content, (ii) the accuracy, completeness or reliability of the Licensed Content, or (iii) that the Licensed Content is free from errors or other material defects. THE LICENSED PRODUCT IS PROVIDED "AS IS," WITHOUT ANY WARRANTY OF ANY KIND AND CENGAGE LEARNING DISCLAIMS ANY AND ALL WARRANTIES, EXPRESSED OR IMPLIED, INCLUDING, WITHOUT LIMITATION, WARRANTIES OF MERCHANTABILITY OR FITNESS FOR A PARTICULAR PURPOSE. IN NO EVENT SHALL CENGAGE LEARNING BE LIABLE FOR: INDIRECT, SPECIAL, PUNITIVE OR CONSEQUENTIAL DAMAGES INCLUDING FOR LOST PROFITS, LOST DATA, OR OTHERWISE. IN NO EVENT SHALL CENGAGE LEARNING'S AGGREGATE LIABILITY HEREUNDER, WHETHER ARISING IN CONTRACT, TORT, STRICT LIABILITY OR OTHERWISE, EXCEED THE AMOUNT OF FEES PAID BY THE END USER HEREUNDER FOR THE LICENSE OF THE LICENSED CONTENT.

**8.0 GENERAL**

8.1 Entire Agreement. This Agreement shall constitute the entire Agreement between the Parties and supercedes all prior Agreements and understandings oral or written relating to the subject matter hereof.

8.2 Enhancements/Modifications of Licensed Content. From time to time, and in Cengage Learning's sole discretion, Cengage Learning may advise the End User of updates, upgrades, enhancements and/or improvements to the Licensed Content, and may permit the End User to access and use, subject to the terms and conditions of this Agreement, such modifications, upon payment of prices as may be established by Cengage Learning.

8.3 No Export. The End User shall use the Licensed Content solely in the United States and shall not transfer or export, directly or indirectly, the Licensed Content outside the United States.

8.4 Severability. If any provision of this Agreement is invalid, illegal, or unenforceable under any applicable statute or rule of law, the provision shall be deemed omitted to the extent that it is invalid, illegal, or unenforceable. In such a case, the remainder of the Agreement shall be construed in a manner as to give greatest effect to the original intention of the parties hereto.

8.5 Waiver. The waiver of any right or failure of either party to exercise in any respect any right provided in this Agreement in any instance shall not be deemed to be a waiver of such right in the future or a waiver of any other right under this Agreement.

8.6 Choice of Law/Venue. This Agreement shall be interpreted, construed, and governed by and in accordance with the laws of the State of New York, applicable to contracts executed and to be wholly preformed therein, without regard to its principles governing conflicts of law. Each party agrees that any proceeding arising out of or relating to this Agreement or the breach or threatened breach of this Agreement may be commenced and prosecuted in a court in the State and County of New York. Each party consents and submits to the nonexclusive personal jurisdiction of any court in the State and County of New York in respect of any such proceeding.

8.7 Acknowledgment. By opening this package and/or by accessing the Licensed Content on this Web site, THE END USER ACKNOWLEDGES THAT IT HAS READ THIS AGREEMENT, UNDERSTANDS IT, AND AGREES TO BE BOUND BY ITS TERMS AND CONDITIONS. IF YOU DO NOT ACCEPT THESE TERMS AND CONDITIONS, YOU MUST NOT ACCESS THE LICENSED CONTENT AND RETURN THE LICENSED PRODUCT TO CENGAGE LEARNING (WITHIN 30 CALENDAR DAYS OF THE END USER'S PURCHASE) WITH PROOF OF PAYMENT ACCEPTABLE TO CENGAGE LEARNING, FOR A CREDIT OR A REFUND. Should the End User have any questions/comments regarding this Agreement, please contact Cengage Learning at Delmar.help@cengage.com.

# Dietary Reference Intakes (DRIs): Recommended Intakes for Individuals
# Food and Nutrition Board, National Academy of Sciences, Institute of Medicine

| | | Fat-Soluble Vitamins | | | | | | | | Water-Soluble Vitamins | | | | | | | | | | | | | | Minerals | | | | | | | | | | | | | |
|---|---|---|---|---|---|---|---|---|---|---|---|---|---|---|---|---|---|---|---|---|---|---|---|---|---|---|---|---|---|---|---|---|---|---|---|---|---|
| | | Vitamin A (µg/d) | | Vitamin D (µg/d) | | Vitamin E (mg/d) | | Vitamin K (µg/d) | | Vitamin C (mg/d) | | Thiamin (mg/d) | | Riboflavin (mg/d) | | Niacin (mg/d) | | Vitamin $B_5$ (mg/d) | | Folate (µg/d) | | Vitamin $B_{12}$ (µg/d) | | Calcium (mg/d) | | Phosphorus (mg/d) | | Magnesium (mg/d) | | Iron (mg/d) | | Zinc (mg/d) | | Iodine (µg/d) | | Selenium (µg/d) | |
| **Life Stage Group** | **Protein (g)** | **RDA/ AI*** | **UL** | **RDA/ AI*** | **UL** | **RDA/ AI*** | **UL** | **RDA/ AI*** | **UL** | **RDA/ AI*** | **UL** | **RDA/ AI*** | **UL** | **RDA/ AI*** | **UL** | **RDA/ AI*** | **UL** | **RDA/ AI*** | **UL** | **RDA/ AI*** | **UL** | **RDA/ AI*** | **UL** | **RDA/ AI*** | **UL** | **RDA/ AI*** | **UL** | **RDA/ AI*** | **UL** | **RDA/ AI*** | **UL** | **RDA/ AI*** | **UL** | **RDA/ AI*** | **UL** | **RDA/ AI*** | **UL** |
| **Infants** | | | | | | | | | | | | | | | | | | | | | | | | | | | | | | | | | | | | | |
| 0.0–0.6 mo | 13 | 400* | 600 | 5* | 25 | 4* | ND | 2.0* | ND | 40* | ND | 0.2* | ND | 0.3* | ND | 2* | ND | 0.1* | ND | 65* | ND | 0.4* | ND | 210* | ND | 100* | ND | 30* | ND | 0.27* | 40 | 2* | 4 | 110* | ND | 15* | 45 |
| 0.7–12 mo | 14 | 500* | 600 | 5* | 25 | 5* | ND | 2.5* | ND | 50* | ND | 0.3* | ND | 0.4* | ND | 4* | ND | 0.3* | ND | 80* | ND | 0.5* | ND | 270* | ND | 275* | ND | 75* | ND | 11 | 40 | 3 | 5 | 130* | ND | 20* | 60 |
| **Children** | | | | | | | | | | | | | | | | | | | | | | | | | | | | | | | | | | | | | |
| 1–3 yrs | 16 | 300 | 600 | 5* | 50 | 6 | 200 | 30* | ND | 15 | 400 | 0.5 | ND | 0.5 | ND | 6 | 10 | 0.5 | 30 | 150 | 300 | 0.9 | ND | 500* | 2500 | 460 | 3000 | 80 | 65 | 7 | 40 | 3 | 7 | 90 | 200 | 20 | 90 |
| 4–8 yrs | 24 | 400 | 900 | 5* | 50 | 7 | 300 | 55* | ND | 25 | 650 | 0.6 | ND | 0.6 | ND | 8 | 15 | 0.6 | 40 | 200 | 400 | 1.2 | ND | 800* | 2500 | 500 | 3000 | 130 | 110 | 10 | 40 | 5 | 12 | 90 | 300 | 30 | 150 |
| **Males** | | | | | | | | | | | | | | | | | | | | | | | | | | | | | | | | | | | | | |
| 9–13 yrs | 45 | 600 | 1700 | 5* | 50 | 11 | 600 | 60* | ND | 45 | 1200 | 0.9 | ND | 0.9 | ND | 12 | 20 | 1 | 60 | 300 | 600 | 1.8 | ND | 1300* | 2500 | 1250 | 4000 | 240 | 350 | 8 | 40 | 8 | 11 | 120 | 600 | 40 | 280 |
| 14–18 yrs | 59 | 900 | 2800 | 5* | 60 | 15 | 800 | 75* | ND | 75 | 1800 | 1.2 | ND | 1.3 | ND | 16 | 30 | 1.3 | 80 | 400 | 800 | 2.4 | ND | 1300* | 2500 | 1250 | 4000 | 410 | 350 | 11 | 45 | 11 | 34 | 150 | 900 | 55 | 400 |
| 19–30 yrs | 58 | 900 | 3000 | 5* | 50 | 15 | 1000 | 120* | ND | 90 | 2000 | 1.2 | ND | 1.3 | ND | 16 | 35 | 1.3 | 100 | 400 | 1000 | 2.4 | ND | 1000* | 2500 | 700 | 4000 | 400 | 350 | 8 | 45 | 11 | 40 | 150 | 1000 | 55 | 400 |
| 31–50 yrs | 63 | 900 | 3000 | 5* | 50 | 15 | 1000 | 120* | ND | 90 | 2000 | 1.2 | ND | 1.3 | ND | 16 | 35 | 1.3 | 100 | 400 | 1000 | 2.4 | ND | 1000* | 2500 | 700 | 4000 | 420 | 350 | 8 | 45 | 11 | 40 | 150 | 1000 | 55 | 400 |
| 50–70 yrs | 63 | 900 | 3000 | 10* | 50 | 15 | 1000 | 120* | ND | 90 | 2000 | 1.2 | ND | 1.3 | ND | 16 | 35 | 1.7 | 100 | 400 | 1000 | 2.4 | ND | 1200* | 2500 | 700 | 4000 | 420 | 350 | 8 | 45 | 11 | 40 | 150 | 1000 | 55 | 400 |
| 70+ yrs | 63 | 900 | 3000 | 15* | 50 | 15 | 1000 | 120* | ND | 90 | 2000 | 1.2 | ND | 1.3 | ND | 16 | 35 | 1.7 | 100 | 400 | 1000 | 2.4 | ND | 1200* | 2500 | 700 | 3000 | 420 | 350 | 8 | 45 | 11 | 40 | 150 | 1000 | 55 | 400 |
| **Females** | | | | | | | | | | | | | | | | | | | | | | | | | | | | | | | | | | | | | |
| 9–13 yrs | 46 | 800 | 1700 | 5* | 60 | 11 | 600 | 60* | ND | 45 | 1200 | 0.9 | ND | 0.9 | ND | 12 | 20 | 1 | 60 | 300 | 600 | 1.8 | ND | 1300* | 2500 | 1250 | 4000 | 240 | 350 | 8 | 40 | 8 | 23 | 120 | 600 | 40 | 280 |
| 14–18 yrs | 44 | 700 | 2800 | 5* | 50 | 15 | 800 | 75* | ND | 65 | 1800 | 1 | ND | 1 | ND | 14 | 30 | 1.2 | 80 | 400 | 800 | 2.4 | ND | 1300* | 2500 | 1250 | 4000 | 360 | 350 | 15 | 45 | 9 | 34 | 150 | 900 | 55 | 400 |
| 19–30 yrs | 46 | 700 | 3000 | 5* | 50 | 15 | 1000 | 90* | ND | 75 | 2000 | 1.1 | ND | 1.1 | ND | 14 | 35 | 1.3 | 100 | 400 | 1000 | 2.4 | ND | 1000* | 2500 | 700 | 4000 | 310 | 350 | 18 | 45 | 8 | 40 | 150 | 1100 | 55 | 400 |
| 31–50 yrs | 50 | 700 | 3000 | 5* | 50 | 15 | 1000 | 90* | ND | 75 | 2000 | 1.1 | ND | 1.1 | ND | 14 | 35 | 1.3 | 100 | 400 | 1000 | 2.4 | ND | 1000* | 2500 | 700 | 4000 | 320 | 350 | 18 | 45 | 8 | 40 | 150 | 1100 | 55 | 400 |
| 50–70 yrs | 50 | 700 | 3000 | 10* | 50 | 15 | 1000 | 90* | ND | 75 | 2000 | 1.1 | ND | 1.1 | ND | 14 | 35 | 1.5 | 100 | 400 | 1000 | 2.4 | ND | 1200* | 2500 | 700 | 4000 | 320 | 350 | 8 | 45 | 8 | 40 | 150 | 1100 | 55 | 400 |
| 70+ yrs | 50 | 700 | 3000 | 15* | 50 | 15 | 1000 | 90* | ND | 75 | 2000 | 1.1 | ND | 1.1 | ND | 14 | 35 | 1.5 | 100 | 400 | 1000 | 2.4 | ND | 1200* | 2500 | 700 | 3000 | 320 | 350 | 8 | 45 | 8 | 40 | 150 | 1100 | 55 | 400 |
| **Pregnant** | 60 | 770 | 3000 | 5* | 50 | 15 | 1000 | 90* | ND | 85 | 2000 | 1.4 | ND | 1.4 | ND | 18 | 35 | 1.9 | 100 | 600 | 1000 | 2.6 | ND | 1000* | 2500 | 700 | 3500 | 350 | 350 | 27 | 45 | 11 | 40 | 220 | 1100 | 60 | 400 |
| **Lactating** | 65 | 1300 | 3000 | 5* | 50 | 19 | 1000 | 90* | ND | 120 | 2000 | 1.4 | ND | 1.6 | ND | 17 | 35 | 2 | 100 | 500 | 1000 | 2.8 | ND | 1000* | 2500 | 700 | 4000 | 310 | 350 | 9 | 45 | 12 | 40 | 290 | 1100 | 70 | 400 |

NOTE: The table is adapted from the DRI reports, see *www.nap.edu*. It represents Recommended Dietary Allowances (RDAs) in bold type, Adequate Intakes (AIs) in ordinary type followed by an asterisk (*), and Upper Limits (ULs). RDAs and AIs may both be used as goals for individual intake. RDAs are set to meet the needs of almost all (97 to 98 percent) individuals in a group. For healthy breastfed infants, the AI is the mean intake. The AI for other life stage and gender groups is believed to cover the needs of all individuals in the group, but lack of data prevent being able to specify with confidence the percentage of individuals covered by this intake.

UL = The maximum level of daily nutrient intake that is likely to pose no risk of adverse effects. Unless otherwise specified, the UL represents total intake from food, water, and supplements. Due to lack of suitable data, ULs could not be established for Vitamin K, thiamin, riboflavin, vitamin $B_{12}$, pantothenic acid, biotin, or carotenoids. In absence of ULs, extra caution may be warranted in consuming levels above the recommended intakes.

ND = Not determinable due to lack of data of adverse effects in this age group and concern with regard to lack of ability to handle excess amounts. Source of intake should be from food only to prevent high levels of intake.

SOURCES: *Dietary Reference Intakes for Calcium, Phosphorous, Magnesium, Vitamin D, and Fluoride (1997); Dietary Reference Intakes for Thiamin, Riboflavin, Niacin, Vitamin $B_5$, Folate, Vitamin $B_{12}$, Pantothenic Acid, Biotin, and Choline (1998); Dietary Reference Intakes for Vitamin C, Vitamin E, Selenium, and Carotenoids (2000); and Dietary Reference Intakes far Vitamin A, Vitamin K, Arsenic, Boron, Chromium, Copper, Iodine, Iron, Manganese, Molybdenum, Nickel, Silicon, Vanadium, and Zinc (2001). These reports may be accessed via www.nap.edu. Reprinted with permission of the National Academy of Sciences, courtesy of the National Academy Press, Washington, DC.*